BLDG. NO-06 VP NO.-0019-5062

SHEET NO - 01

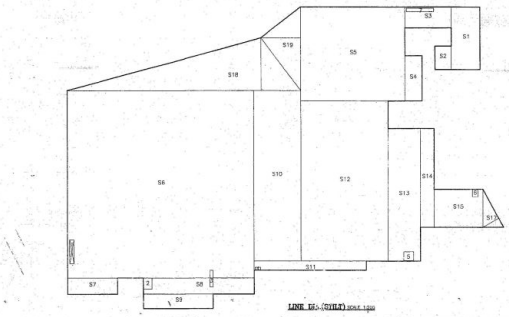

LINE DIA.(STILT) SCALE 1:200

STILT AREA GR. FL.			
BLOCK	SIZE IN MTS.		AREA M²
S- 1	3.84 X	8.41X 1	33.14
S- 2	2.31 X	3.15 X 1	7.28
S- 3	6.46 X	2.80 X 1	18.09
S- 4	2.35 X	6.09 X 1	14.31
S- 5	14.46 X	12.65 X 1	182.95
S- 6	25.79 X	25.24 X 1	650.07
S- 7	6.85 X	2.20 X 1	15.04
S- 8	15.37 X	2.16 X 1	33.20
S- 9	9.57 X	1.95 X 1	18.66
S-10	6.57 X	22.95 X 1	150.73
S-11	15.59 X	1.25 X 1	19.49
S-12	12.08 X	21.56 X 1	260.53
S-13	4.50 X	17.85 X 1	80.27
S-14	1.88 X	13.30 X 1	25.05
S-15	6.80 X	5.13 X 1	34.84
S-17	3.66X 2.49X0.50		7.31
S-18	32.33X 7.10X0.50		114.79
S-19	11.26X 5.54X0.50		31.18
STILT AREA GR. FL.			1696.930
DEDUCT			
1	0.60 X	3.20 X 1	1.92
2	1.17 X	1.50 X 1	1.76
3	0.45 X	3.25 X 1	1.01
4	0.75 X	3.30 X 1	0.28
5	1.35 X	1.20 X 1	1.62
6	0.80 X	1.00 X 1	0.80
7	3.77 X	0.45X 1	1.72
TOTAL DEDUCTION			9.110
1696.930-9.110			1687.820
TOTAL STILT AREA			1687.820
DRIVER ROOM + SOC.OFFICE + SERV.ROOM GR. FL. 13.300+21.740+14.750			49.790
1687.820-49.790			1638.030
TOTAL STILT AREA			1638.030

SUBSTATION SET GR. FL.			
BLOCK	SIZE IN MTS.		AREA M²
SB- 1	6.25 X	5.00 X 1	31.250
SB AREA GR. FL.			31.250

DG SET GR. FL.			
BLOCK	SIZE IN MTS.		AREA M²
DG- 1	6.40 X	8.33 X 1	53.310
DG AREA GR. FL.			53.310

METER PANELS SET GR. FL.			
BLOCK	SIZE IN MTS.		AREA M²
MT-1	18.69 X	5.15 X 1	96.26
MT-2	3.35 X	1.25 X 1	4.06
METER PANELS GR. FL.			100.320

LINE DIA.(SPACE FOR SUB.) SCALE 1:200

LINE DIA.(DG SET) SCALE 1:200

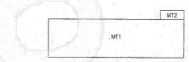

LINE DIA.(METER PANEL) SCALE 1:200

DRIVER ROOM GR. FL.			
BLOCK	SIZE IN MTS.		AREA M²
DR- 1	4.25 X	3.13 X 1	13.30
DRIVER RM. AREA GR.FL.			13.300

SOC.OFFICE GR. FL.			
BLOCK	SIZE IN MTS.		AREA M²
SO- 1	6.30 X	3.45 X 1	21.74
SO AREA GR. FL.			21.740

SERV.ROOM GR. FL.			
BLOCK	SIZE IN MTS.		AREA M²
SV- 1	3.31 X	3.45 X 1	11.43
SV- 2	3.85 X1.68 X0.50		3.32
SERV.ROOM GR. FL.			14.750

LINE DIA.(DRIVER ROOM) SCALE 1:200

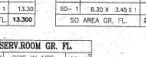

LINE DIA.(SOC.OFFICE) SCALE 1:200

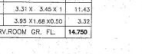

LINE DIA.(SERV.ROOM) SCALE 1:200

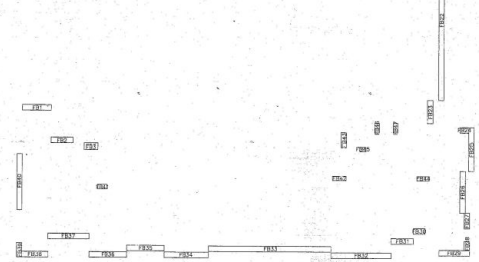

LINE DIA E-LEVEL(FB.) SCALE 1:200

P LINE(REC.) AREA GR. FL.			
BLOCK	SIZE IN MTS.		AREA M²
A	91.30 X	20.80 X 1	1262.780
B	13.56 X	12.78 X 1	173.300
TOTAL			1436.080
DEDUCT			
1	2.65 X	0.95 X 1	2.52
2	8.75 X	8.19 X 1	62.00
3	3.54 X	6.84 X 1	24.21
4	9.57 X	10.95 X 1	104.79
5	5.95 X	9.00 X 1	53.55
6	18.69 X	10.95 X 1	204.66
7	4.69 X	4.55 X 1	21.35
8	0.60 X	11.05 X 1	6.63
9	1.80 X0.77 X0.50		0.69
10	6.10 X	5.15 X 1	31.42
11	6.25 X	3.15 X 1	19.69
12	3.94 X	2.46 X 1	9.69
13	4.73 X	6.09 X 1	28.79
14	2.38 X	3.76 X 1	8.95
15	2.04 X	1.85 X 1	3.78
16	2.00 X	2.00 X 1	4.00
17	2.60 X	2.03 X 1	5.28
18	2.60 X	2.03 X 1	5.28
19	0.80 X	0.59 X 1	0.47
20	2.27 X	2.07 X 1	4.70
21	2.63 X	1.80 X 1	4.73
22	2.63 X	1.80 X 1	4.73
23	2.17 X	1.80 X 1	3.91
SH-24	6.35 X	4.75 X 1	30.16
SH-25	0.60 X	5.00 X 1	3.00
SH-26	9.41 X	1.65 X 1	15.53
SH-27	13.47 X	9.65 X 1	130.02
SH-28	2.73 X	9.50 X 1	25.93
SH-29	18.69 X	9.65 X 1	180.36
SH-30	5.95 X	9.50 X 1	56.52
SH-31	9.57 X	9.65 X 1	92.35
SH-32	10.29 X	6.65 X 1	68.46
SH-33	2.65 X	1.31 X 1	3.47
TOTAL DEDUCTION			1221.640
1436.080-1221.640			214.440
P LINE (REC.)GR. FL.			214.440
SHOP AREA (24-33)			605.820

FB AREA CAL E-LEVEL FL.			
BLOCK	SIZE IN MTS.		AREA M²
FB- 1	3.95 X	0.75 X 1	2.96
FB- 2	3.05 X	0.75 X 1	2.29
FB- 3	1.88 X	0.75 X 1	1.41
FB-11	0.75 X	11.30 X 1	8.47
FB-12	0.75 X	6.45 X 1	4.84
FB-13	1.80 X	0.75 X 1	1.35
FB-14	3.10 X	0.75 X 1	2.32
FB-15	0.75 X	1.20 X 1	0.90
FB-16	3.90 X	0.75 X 1	2.92
FB-17	1.20 X	0.75 X 1	0.90
FB-18	0.75 X	4.55 X 1	3.41
FB-19	0.75 X	2.90 X 1	2.17
FB-20	0.75 X	8.41X 1	6.31
FB-21	1.65 X	0.75 X 1	1.24
FB-22	0.75 X	21.85 X 1	16.24
FB-23	0.75 X	3.13 X 1	2.35
FB-24	1.20 X	0.75 X 1	0.90
FB-25	0.75 X	5.75 X 1	4.31
FB-26	0.75 X	5.65 X 1	4.24
FB-27	0.75 X	2.19 X 1	1.37
FB-28	0.75 X	1.20 X 1	0.90
FB-29	4.25 X	0.75 X 1	3.19
FB-30	1.55 X	0.75 X 1	1.16
FB-31	3.05 X	0.75 X 1	2.29
FB-32	8.25 X	0.75 X 1	6.19
FB-33	16.65 X	0.75 X 1	12.49
FB-34	5.95 X	0.75 X 1	4.46
FB-35	5.35 X	0.75 X 1	4.01
FB-36	5.35 X	0.75 X 1	4.02
FB-37	5.65 X	0.75 X 1	4.24
FB-38	3.60 X	0.75 X 1	2.70
FB-39	0.75 X	1.85 X 1	1.47
FB-40	0.75 X	7.55 X 1	5.66
FB-41	1.32 X	0.60 X 1	0.79
FB-42	1.89 X	0.60 X 1	1.13
FB-43	0.75 X	1.88 X 1	1.41
FB-44	1.65 X	0.60 X 1	0.99
FB-45	0.80 X	0.59 X 1	0.47
FB-46	0.60 X	1.27 X 1	0.76
FB-47	0.60 X	1.27X 1	0.76
FB-48	0.75 X	1.26 X 1	0.94
FB-49	0.68 X	2.15 X 1	1.46
FB AREA E-LEVEL FL.			132.580

BASEMENT AREA CAL.			
BLOCK	SIZE IN MTS.		AREA M²
A	23.76 X	22.86 X 1	538.400
B	14.19 X	14.15 X 1	208.795
TOTAL			738.190
DEDUCT			
1	11.28 X	3.56 X 1	40.16
2	7.60 X	3.75X 1	28.20
3	9.85 X	6.09 X 1	60.01
4	3.64 X	3.76 X 1	13.69
5	3.46 X	1.35 X 1	4.70
6	1.50 X	3.76 X 1	5.65
7	2.35 X	1.45 X 1	3.40
8	9.95 X	2.65 X 1	26.37
9	1.70 X	0.85 X 0.50	0.72
10	2.00 X	2.00 X 1	4.00
11	2.04 X	1.85 X 1	3.78
12	14.44X 3.62X0.50		26.13
13	7.99X 1.96X0.50		7.80
14	4.95X 1.22X0.50		2.71
15	8.56X 3.27X0.50		11.26
16	8.92X 1.73X0.50		5.99
17	8.92X 2.11X0.50		7.31
18	1.83X 0.73X0.50		0.67
TOTAL DEDUCTION			251.930
(738.190-251.930)			487.260
TOTAL BS. AREA FL.			487.260

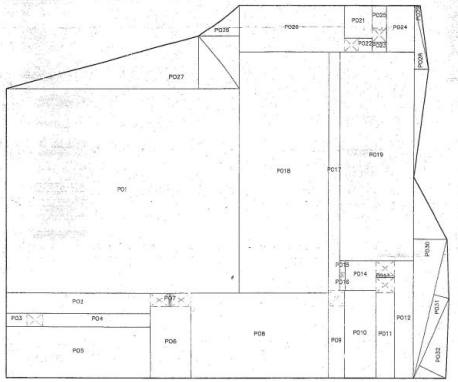

LINE DIA. PODIUM(1,2&3) SCALE 1:200

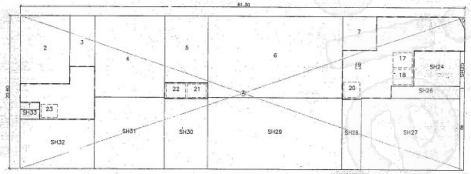

LINE DIA.(GR.) SCALE 1:200

ENT.LOBBY AREA GR.FL.			
BLOCK	SIZE IN MTS.		AREA M²
ENL- 1	6.75 X	2.50 X 1	16.87
ENL- 2	11.47 X	4.55 X 1	52.19
ENL- 3	0.86 X	2.97	2.61
ENL- 4	1.80 X0.77 X0.50		0.69
ENL- 5	6.25 X 2.80 X 1		17.50
ENL- 6	4.40 X 0.15 X 1		0.80
ENT- AREA GR. FL.			90.480

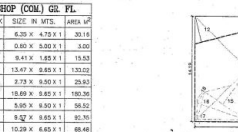

LINE DIA.(ENT.LOBBY) SCALE 1:200

LINE DIA.(SHOP) SCALE 1:200

SHOP (COM.) GR. FL.			
BLOCK	SIZE IN MTS.		AREA M²
SH-24	6.35 X	4.75 X 1	30.16
SH-25	0.60 X	5.00 X 1	3.00
SH-26	9.41 X	1.65 X 1	15.53
SH-27	13.47 X	9.65 X 1	130.02
SH-28	2.73 X	9.50 X 1	25.93
SH-29	18.69 X	9.65 X 1	180.36
SH-30	5.95 X	9.50 X 1	56.52
SH-31	9.57 X	9.65 X 1	92.35
SH-32	10.29 X	6.65 X 1	68.46
SH-33	2.65 X	1.31 X 1	3.47
SHOP AREA GR. FL.			605.820

LINE DIA.(BASEMENT) SCALE 1:200

PODIUM AREA CAL. FL.			
BLOCK	SIZE IN MTS.		AREA M²
PO- 1	32.33 X	27.37 X 1	885.32
PO- 2	20.19 X	2.77 X 1	55.93
PO- 3	2.98 X	1.80 X 1	5.36
PO- 4	15.04 X	1.80 X 1	27.07
PO- 5	20.19 X	6.88 X 1	139.00
PO- 6	5.49 X	9.65 X 1	52.98
PO- 7	0.33 X	1.80 X 1	0.41
PO- 8	19.15 X	11.45 X 1	219.27
PO- 9	2.27 X	9.73 X 1	22.09
PO- 10	4.52 X	11.80 X 1	53.36
PO- 11	2.82 X	11.53 X 1	32.49
PO- 12	2.81 X	15.82 X 1	44.46
PO- 13	2.60 X	0.23 X 1	0.60
PO- 14	4.39 X	4.02 X 1	17.66
PO- 15	0.80 X	1.60 X 1	1.28
PO- 16	0.80 X	1.83 X 1	1.46
PO- 17	1.60 X	32.13 X 1	51.41
PO- 18	12.50 X	32.48 X 1	[illegible]
PO- 19	10.41 X	28.11 X 1	[illegible]
PO- 20	14.89 X	4.33 X 1	[illegible]
PO- 21	4.00 X	1.89 X 1	7.56
PO- 22	1.96 X	1.86 X 1	3.64
PO- 23	2.00 X	1.30 X 1	2.60
PO- 24	3.81 X	1.33 X 1	5.06
PO- 25	2.00 X	3.03 X 1	6.06
PO- 26	11.26X 5.54X0.50		31.18
PO- 27	32.33X 7.10X0.50		114.79
PO- 28	23.18X 1.94X0.50		22.44
PO- 29	8.84X 0.75X0.50		3.32
PO- 30	27.09X 4.60X0.50		62.20
PO- 31	19.30X 2.22X0.50		21.45
PO- 32	11.80X 4.10X0.50		24.31
TOTAL PODIUM AREA			2735.980

P LINE AREA STATEMENT (IN SQ.MT.)				
BLDG. NO.	FLOOR	B/U AREA	ANCILLARY AREA BOIS/BOPS	TOTAL P LINE AREA
BLDG. NO.06	GR.FL. COMM	336.570	205.250	605.820
	GR.FL. RESI	134.030	80.410	214.440
	E-LEVFLOOR	780.740	468.440	1249.180
	-1ST FLOOR	780.740	468.440	1249.180
	2ND FLOOR	780.740	468.440	1249.180
	3RD FLOOR	780.740	468.440	1249.180
	4TH FLOOR	780.740	468.440	1249.180
	5TH FLOOR	780.740	468.440	1249.180
	6TH FLOOR	780.740	468.440	1249.180
	7TH FLOOR	780.740	468.440	1249.180
	8TH FLOOR	743.240	445.940	1189.180
	9TH FLOOR	780.740	468.440	1249.180
	10TH FLOOR	780.740	468.440	1249.180
	11TH FLOOR	780.740	468.440	1249.180
	12TH FLOOR	780.740	468.440	1249.180
	13TH FLOOR	743.240	445.940	1189.180
	14TH FLOOR	780.740	468.440	1249.180
	15TH FLOOR	780.740	468.440	1249.180
	16TH FLOOR	465.440	278.260	744.700
	TOTAL	13352.890	8078.950	21431.840
TOTAL P LINE AREA = 21431.840				

TOTAL BASEMENT AREA = 487.27

STILT AREA = 1638.030 SHOP AREA(23 NOS.)=605.820 EXT LOBBY AREA = 90.480

NO OF FLAT(19HK-115,28HK-192,30HK-16)= 3323NOS.

REFUGE AREA OBTN A 12TH FL = (90.000X2) = 123.000

TOTAL PODIUM AREA (27.35.0NOS.) = 2021.840 TOTAL FB. AREA = 2765.820

DG SET AREA = 53.310 SUBSTATION SET AREA = 31.250 METER PANELS AREA = 100.320

DRIVER ROOM AREA = 13.300 SOC.OFFICE AREA = 21.740 SERV.ROOM AREA = 14.750

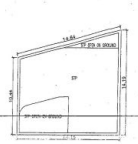

BASEMENT FLOOR PLAN SCALE 1:200

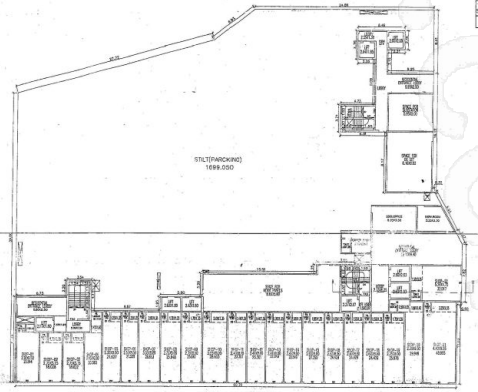

GROUND FLOOR PLAN SCALE 1:200

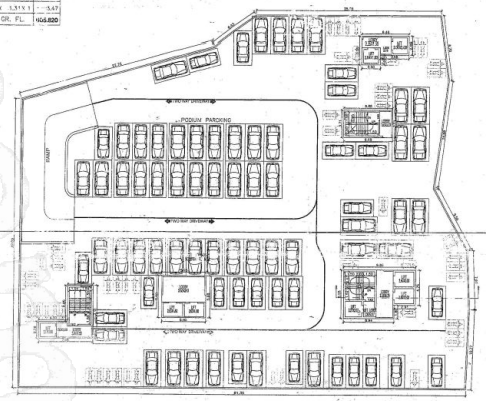

PODIUM-1,PODIUM-2,PODIUM-3 FLOOR PLAN SCALE 1:200

PROFORMA II

CONTENTS OF SHEET

PLOT AREA CAL.,LOCATION PLAN,FLOOR PLAN,LINE DIA.,AREA CAL.,AREA STATEMENT,DOORS AND WINDOW SHEDULE,VENTILATION STATEMENT,SECTION,ELEVATION,CONSTRUCTION AREA STATEMENT,ETC.

STAMP

The amended plan duly approved hereunto Supersedes all the earlier approved plans.

THIS PLAN ITSELF NOT BE CONSIDERED AS PROOF OF OWNERSHIP FOR ANY DISPUTES IN ANY COURT OF LAW.

Approved as amended subject to the conditions mentioned in this Office Letter No. VMC/BP/PRAMANPATRA/ ver. 0013 & 5062/MCB/SE1 2-03 Dated ... 09/11/2013 ...

COMMISSIONER
VASAI-VIRAR CITY MUNICIPAL CORPORATION
Vasai (East), Pin No. 401 208, Dist. Palghar.
Certified that the above permission is issued by Commissioner V/CMC, Virar.

Deputy Director,
V/CMC, Virar.

PART OF PROFORMA
Certified that the building plans submitted for approval satisfy the safety requirements for structural construction to the best of our knowledge and understanding. It is also certified that the structural design including safety from natural hazards has been prepared duly qualified structural engineer as least B.E.(Civil) or equivalent.

SIGNATURE OF OWNER/APPLICANT | SIGNATURE OF STRUCTURAL ENGINEER | SIGNATURE OF LICENSED SURVEYOR

DESCRIPTION OF PROPOSAL AND PROPERTY

PROPOSED RESIDENTIAL BUILDING ON PLOT BEARING S.NO.0 H.NO.0 C.T.S.NO.0 F.P.NO.0 VILLAGE VIRAR, TALUKA VASAI, DISTRICT PALGHAR.

NAME OF OWNER

SHRI ASHUTOSH JOSHI

DATE	JOB NO.	DWG. NO.	SCALE	DRAWN BY	CHECKED BY
	376	02			

NORTH LINE | DEVELOPED NAME IN BLOCK LETTERS AND ADDRESS OF ARCHITECT/ENGINEER/ LICENSED SURVEYOR/ LICENSED ENGINEER

PRITHVI

LICENSED ENGINEER & ENGINEERS
PRITHVI (JOINT PARTNERSHIP)
102 GAURI COMPLEX,1st FLOOR,
NEAR BANK OF BARODA,
VARAI RD, DIST. - THANE.
PHONE - 02250 - 2325420/28/37