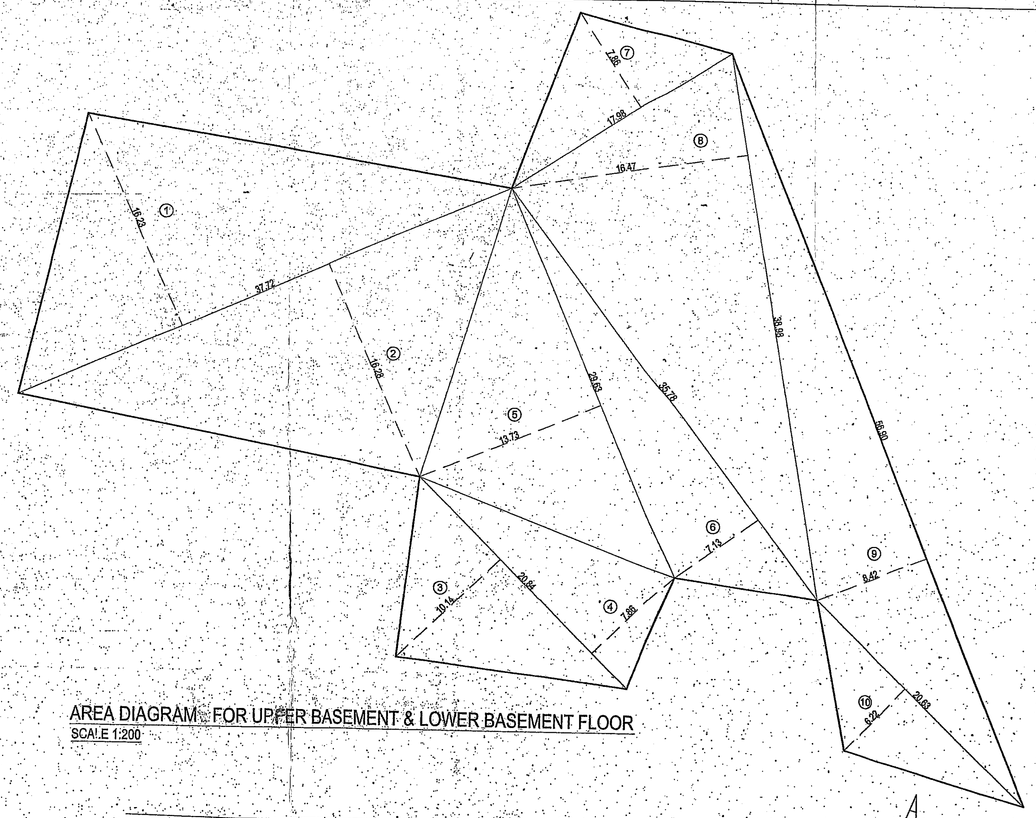

AREA DIAGRAM FOR UPPER BASEMENT & LOWER BASEMENT FLOOR
SCALE 1:200

TOTAL PARKING STATEMENT				
WING	REHAB		SALE	
	REQUIRED	PROPOSED	REQUIRED	PROPOSED
WING-A	20	20	42	42
WING-B	---	---	---	---
WING-C	06	06	11	11
WING-D	---	---	---	---
WING-E	---	---	20	20
TOTAL	26	26	06	06
			79	79

PARKING REQUIREMENT AS PER G.R DTD @ 12 / 08 / 2009			(REHAB WING A)
SR.NO.	PARKING STATEMENT	REQUIRED	PROPOSED
A	RESIDETIAL		
	PRIVIDE THAT FOR THE REDEVLOPMENT UNDER REGULATION 33(5), 33(6), 33(7), 33(9), 33(10) & 33(14) THE PARKING SHALL BE AS FOLLOWS.		
	ONE PARKING SPACE FOR EVERY:-		
01	8 TENEMENT HAVING CARPET AREA UP TO 35 SQ MT. EACH	99 / 8 = 12	12
	TOTAL		12 NOS
	25% VISITORS PARKING	12 x 25% = 03	03 NOS
B	SHOPS		
01	ONE PARKING SPACE FOR 40.00 SQ MT. OF TOTAL FLOOR AREA UPTO 800 SQ.M.	13.95 / 40 = 0.35	01
02	ONE PARKING SPACE FOR 80 SQ MT. OF SPACE FOR AREAS EXCEEDING 800 SQ.M.	NIL	NIL
	TOTAL PARKING REQUIRED		16 NOS.
C	25 % ADDITIONAL PARKING CLAIMED	16 x 25% = 04	04
	TOTAL REQUIRED		20
	TOTAL PROPOSED		20

PARKING REQUIREMENT AS PER G.R DTD→12 / 08 / 2009			(SALE WING A)
SR.NO.	PARKING STATEMENT	REQUIRED	PROPOSED
A	RESIDETIAL		
	FOR THE REDEVELOPMENT UNDER REGULATION 33(5), 33(6), 33(7), 33(9), 33(10) & 33(14) THE PARKING SHALL BE AS FOLLOWS.		
	ONE PARKING SPACE FOR EVERY:-		
01	8 TENEMENTS WITH CARPET AREA UPTO 35 SQ MT. EACH	NIL	NIL
02	4 TENEMENTS WITH CARPET AREA EXCEEDING 35 SQ MT. EACH	NIL	NIL
03	2 TENEMENTS WITH CARPET AREA EXCEEDING 45 SQ MT. BUT NOT EXCEEDING 70 SQ MT.EACH	NIL	NIL
04	1 TENEMENTS WITH CARPET AREA ~~EXCEEDING 70 SQ MT. EACH~~	~~27 / 1 = 27~~	~~27~~
05	IN ADDITION TO THE PARKING SPACE SPECIFIED IN (1), (2), AND (3) ABOVE, PARKING SPACE FOR VISITORS SHALL BE PROVIDED TO THE EXTENT OF AT LEAST 25 % OF THE NUMBER STIPULATED ABOVE, SUBJECT TO MINIMUM OF ONE.	27 X 25% = 6.75	07
	TOTAL		34
B	25 % ADDITIONAL PARKING CLAIMED	34 x 25% = 8.50	08
	TOTAL REQUIRED		42
	TOTAL PROPOSED		42

UPEER BASEMENT & LOWER BASEMENT AREA CALCULATION			
1.	0.50 X 37.72 X 16.23 X 1NO	=	306.10 SQ.MT.
2.	0.50 X 37.72 X 16.28 X 1NO.	=	307.04 SQ.MT.
3.	0.50 X 20.84 X 10.14 X 1NO	=	105.66 SQ.MT.
4.	0.50 X 20.84 X 7.86 X 1NO	=	81.90 SQ.MT.
5.	0.50 X 29.63 X 13.73 X 1NO	=	203.41 SQ.MT.
6.	0.50 X 35.78 X 7.13 X 1NO	=	127.56 SQ.MT.
7.	0.50 X 17.98 X 7.86 X 1NO	=	70.66 SQ.MT.
8.	0.50 X 38.98 X 16.47 X 1NO	=	321.00 SQ.MT.
9.	0.50 X 56.90 X 8.42 X 1NO	=	239.55 SQ.MT.
10.	0.50 X 20.63 X 6.22 X 1NO	=	64.16 SQ.MT.
	TOTAL ADDITION	=	1929.04 SQ.MT.

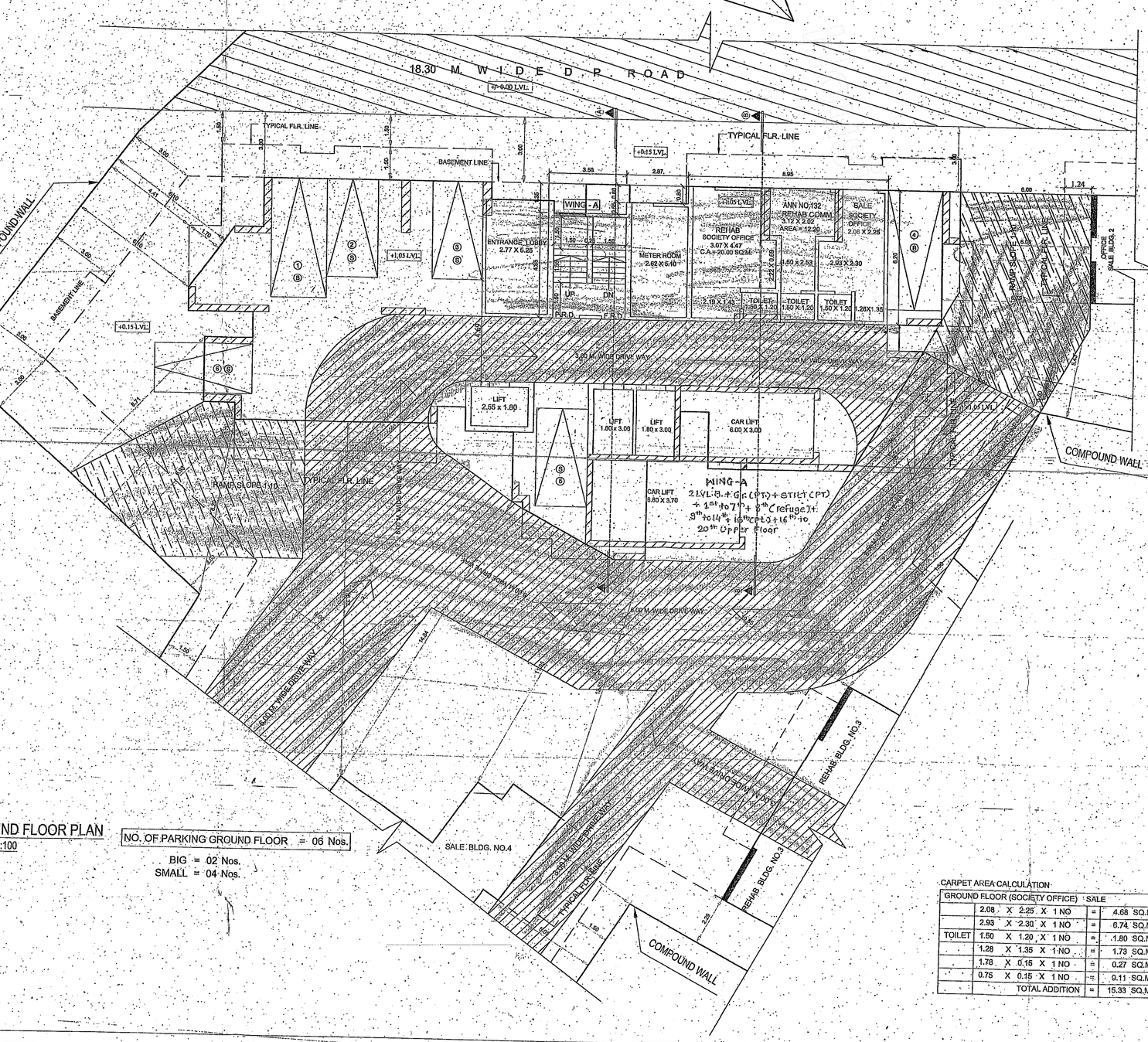

GROUND FLOOR PLAN
SCALE 1:100

NO. OF PARKING GROUND FLOOR = 06 Nos.
BIG = 02 Nos.
SMALL = 04 Nos.

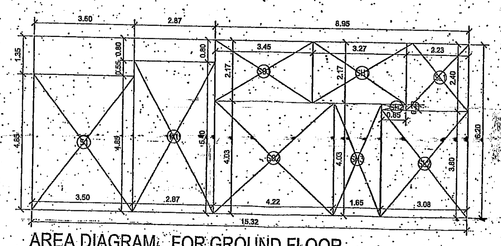

AREA DIAGRAM FOR GROUND FLOOR
SCALE 1:100

BUILT UP AREA CALCULATION				
GROUND FLOOR				
ADDITION				
REHAB SOCIETY OFFICE AREA CALCULATION				
S01	3.45 X 2.17 X 1NO	=	7.49 SQ.MT.	
S02	4.22 X 4.03 X 1NO	=	17.01 SQ.MT.	
TOTAL		=	24.50 SQ.MT.	I
METER ROOM AREA CALCULATION				
M1	2.87 X 5.40 X 1NO	=	15.50 SQ.MT.	
TOTAL		=	15.50 SQ.MT.	II
STAIRCASE AREA CALCULATION				
S1	3.50 X 4.85 X 1NO	=	16.98 SQ.MT.	
TOTAL		=	16.98 SQ.MT.	III
REHAB SHOP AREA CALCULATION				
SH1	3.27 X 2.17 X 1NO	=	7.10 SQ.MT.	
SH2	0.85 X 0.23 X 1NO	=	0.20 SQ.MT.	
SH3	1.65 X 4.03 X 1NO	=	6.65 SQ.MT.	
TOTAL		=	13.95 SQ.MT.	IV
SALE SOCIETY OFFICE AREA CALCULATION				
SL1	2.23 X 2.40 X 1NO	=	5.35 SQ.MT.	
SL2	3.08 X 3.80 X 1NO	=	11.70 SQ.MT.	
TOTAL		=	17.05 SQ.MT.	V
TOTAL CONSTRUCTED AREA [I + II + III + IV + V] 24.50 + 15.50 + 16.98 + 13.95 + 17.05		=	87.98 SQ.MT.	A
TOTAL COMPONENT AREA [I + II + III - V] 87.98 - 15.50 - 16.98 - 17.05		=	38.45 SQ.MT.	B
TOTAL REHAB F.S.I. AREA [B - I] 38.45 - 24.50		=	13.95 SQ.MT.	C

CARPET AREA CALCULATION

GROUND FLOOR (SOCIETY OFFICE)				REHAB
	3.07 X 4.47 X 1 NO	=	13.72 SQ.MT.	
	2.22 X 0.69 X 1 NO	=	1.53 SQ.MT.	
BATH	1.50 X 1.20 X 1 NO	=	1.80 SQ.MT.	
	2.19 X 1.43 X 1 NO	=	3.13 SQ.MT.	
	TOTAL ADDITION	=	20.00 SQ.MT.	

CARPET AREA CALCULATION

GROUND FLOOR (SOCIETY OFFICE)				SALE
	2.08 X 2.25 X 1 NO	=	4.68 SQ.MT.	
	2.93 X 2.30 X 1 NO	=	6.74 SQ.MT.	
TOILET	1.50 X 1.20 X 1 NO	=	1.80 SQ.MT.	
	1.28 X 1.35 X 1 NO	=	1.73 SQ.MT.	
	1.78 X 0.15 X 1 NO	=	0.27 SQ.MT.	
	0.75 X 0.15 X 1 NO	=	0.11 SQ.MT.	
	TOTAL ADDITION	=	15.33 SQ.MT.	

COMMERCIAL AREA STATEMENT					
SR. NO.	ANNEX.NO.	EXIST.CARP. SQ.FT.	EXIST.CARP. SQ.MT.	PROP.CARP.	EXCESS.CARP.
01	132	98.01	08.92	12.20	3.28
TOTAL		98.01	08.92	12.20	3.28
EXCESS B.U.A =		13.95 / 12.20	X 3.28,	= 3.75 SQ.MT.	(COUNTED IN SALE F.S.I)

GANESH DARSHAN SRA CHS. LTD — WING - A — 2/16
DALIT HITWARDHAK (BHIM PRERANA) CHS.LTD

CONTENT OF SHEET
- ★ GROUND FLOOR PLAN & AREA DIAGRAM & CALCULATION ,LOWER BASEMENT & UPPER
- ★ BASEMENT FLOOR AREA DIAGRAM & CALCULATION , SHOP AREA STATEMENT
- ★ PARKING AREA STATEMENT

PROFORMA 'B'

STAMP OF APPROVAL OF PLANS

STAMP OF DATE OF RECEIPT OF PLANS

This cancels Approval to the Previous Plans Sanctioned under No. SRA/ENG/243/LBP/CE/LOR Dt. 17 JUL 2015 Dated 7/06/2016

Approved subject to the condition mentioned in this office permission Letter No. SRA/ENG/243/LBP/CE/LOR Dt. 17 JUL 2015

Executive Engineer
Slum Rehabilitation Authority

CERTIFICATE OF AREA
Certified that I have surveyed the plot under reference on ..... and that the dimensions of the sides, etc. of the plot stated on the plan are as measured on site and the area so worked out is ..... 2419.295 ..... sqmts. and tallies with the area stated in the document of ownership.

DESCRIPTION OF PROPOSAL & PROPERTY

PROPOSED S.R. SCHEME ON PLOT
BEARING C.T.S. NO. 610(PT) & 615(PT) & 611(PT)
SAI BABA NAGAR, ALI YAWAR JANG MARG,
BANDRA (E) MUMBAI - 51
For GANESH DARSHAN SRA CHS. LTD.
For DALIT HITWARDHAK (BHIM PRERANA) CHS. LTD.)

NAME & SIGN. OF OWNER/SOCIETY

GANESH DARSHAN SRA CHS. LTD
DALIT HITWARDHAK (BHIM PRERANA) CHS.LTD.
NAME & SIGN. OF DEVELOPER
M/s SUPER CONSTRUCTION COMPANY

SIGN. NAME & ADDRESS OF ARCHITECT

ARCHITECT
DHANESHWAR PAKHARE & ASSOCIATES
DHANESHWAR PAKHARE (B.ARCH)
27,NARKAR NIWAS,ASALPHA PIPE LINE, GHATKOPAR (W) MUMBAI-84
PHONE: 652 88 323 / 66202 88316
REG. NO. CA/2000/26315

NORTH LINE	REMARK	JOB NO.:-	SCALE :- AS SHOWN
		DRG.NO.:-	DRN BY :-BILAL
		DATE :-	CHKD BY :-PAKHARE