REHAB BLDG. 01/09

Approved Subject to the conditions
Executive Engineer
Slum Rehabilitation Authority

TABLE SHOWING TOTAL REHAB COMPONET (REHAB)

FLOOR	REHAB R.G. (TOT FL. 1) RESIDENTIAL	COMM.	COMMON PASSAGE	BALWAD	WELFARE CENTRE	SOCIETY OFFICE	WELL DEVELOPMENT	LIBRARY	TOTAL (2+3+4+5+6+7)	TOTAL REHAB COMPONET	REHAB PUNCIBLE	F.T.I (B.M.C UP AREA)	F.T.C PUNCIBLE	SALE COMMERCIAL BUA	SALE RESIDENTIAL BUA
BASEMENT FLOOR 2	—	—	—	—	—	—	—	—	—	—	—	—	—	—	—
BASEMENT FLOOR 1	—	—	—	—	—	—	—	—	—	—	—	—	—	—	—
GROUND FLOOR	—	12.00	30.00	—	—	—	—	—	42.00	12.00	—	—	—	29.00 + 10.00 + 4.00	—
1ST FLOOR	—	—	60.00	22.00	30.00	30.00	30.00	30.00	272.00	272.00	4.00	90.00 + 15.00 = 105.00	—	—	—
2ND FLOOR	—	—	—	—	—	—	—	—	0	—	—	90.00	69.00	—	—
3RD FLOOR	—	—	—	—	—	—	—	—	—	—	—	90.00	69.00	—	—
4TH FLOOR	—	—	—	—	—	—	—	—	—	—	—	90.00	69.00	—	—
5TH FLOOR	—	—	—	—	—	—	—	—	—	—	—	90.00	69.00	—	—
6TH FLOOR (R.G.)	—	—	—	—	—	—	—	—	—	—	—	—	—	—	—
7TH FLOOR (R.G.)	—	—	—	—	—	—	—	—	—	—	—	—	—	—	—
8TH FLOOR (R.G.)	—	—	—	—	—	—	—	—	—	8.00	—	—	13.00	—	13.00
9TH FLOOR (R.G.)	—	—	—	—	—	—	—	—	—	—	—	—	—	—	—
10TH FLOOR (R.G.)	—	—	—	—	—	—	—	—	—	—	—	—	—	—	—
11TH FLOOR	46.00	—	3.00	—	—	—	—	—	3.00	67.00	15.00	15.00 + 3.00	—	—	15.00 + 3.00
12TH FLOOR	46.00	—	3.00	—	—	—	—	—	3.00	67.00	15.00	15.00 + 3.00	—	—	15.00 + 3.00
13TH FLOOR	46.00	—	3.00	—	—	—	—	—	3.00	67.00	15.00	15.00 + 3.00	—	—	15.00 + 3.00
14TH FLOOR	46.00	—	3.00	—	—	—	—	—	3.00	67.00	15.00	15.00 + 3.00	—	—	15.00 + 3.00
15TH FLOOR	—	—	—	—	—	—	—	—	—	—	—	15.00 + 3.00 = 18.00	—	—	15.00 + 3.00
16TH FLOOR	46.00	—	3.00	—	—	—	—	—	3.00	67.00	15.00	15.00 + 3.00	—	—	15.00 + 3.00
17TH FLOOR	46.00	—	3.00	—	—	—	—	—	3.00	67.00	15.00	15.00 + 3.00	—	—	15.00 + 3.00
18TH FLOOR	46.00	—	3.00	—	—	—	—	—	3.00	67.00	15.00	15.00 + 3.00	—	—	15.00 + 3.00
19TH FLOOR	46.00	—	3.00	—	—	—	—	—	3.00	67.00	15.00	15.00 + 3.00	—	—	15.00 + 3.00
20TH FLOOR	46.00	—	3.00	—	—	—	—	—	3.00	67.00	15.00	15.00 + 3.00	—	—	15.00 + 3.00
21ST FLOOR	46.00	—	3.00	—	—	—	—	—	3.00	67.00	15.00	15.00 + 3.00	—	—	15.00 + 3.00
22ND FLOOR	46.00	—	3.00	—	—	—	—	—	3.00	67.00	15.00	15.00 + 3.00	—	—	15.00 + 3.00
23RD FLOOR	—	—	—	—	—	—	—	—	—	—	—	—	—	—	38.00
24ND FLOOR	46.00	—	3.00	—	—	—	—	—	3.00	67.00	15.00	15.00 + 3.00	—	—	15.00 + 3.00
25TH FLOOR	46.00	—	3.00	—	—	—	—	—	3.00	67.00	15.00	15.00 + 3.00	—	—	15.00 + 3.00
26TH FLOOR	46.00	—	3.00	—	—	—	—	—	3.00	67.00	15.00	15.00 + 3.00	—	—	15.00 + 3.00
27TH FLOOR	46.00	—	3.00	—	—	—	—	—	3.00	67.00	15.00	15.00 + 3.00	—	—	15.00 + 3.00
28TH FLOOR	—	—	—	—	—	—	—	—	—	—	—	—	—	—	38.00
29TH FLOOR	46.00	—	3.00	—	—	—	—	—	3.00	67.00	15.00	15.00 + 3.00	—	—	15.00 + 3.00
30TH FLOOR	46.00	—	3.00	—	—	—	—	—	3.00	67.00	15.00	15.00 + 3.00	—	—	15.00 + 3.00
31ST FLOOR	46.00	—	3.00	—	—	—	—	—	3.00	67.00	15.00	15.00 + 3.00	—	—	15.00 + 3.00
32ND FLOOR	32.00	—	—	—	—	—	—	—	0.00	32.00	6.00	—	—	—	32.00 + 6.00 = 38.00
GRAND TOTAL	1199.00	12.00	109.00	32.00	32.00	32.00	32.00	32.00	282.00	1511.00	229.00	347.00	208.00	319.00	1277.00
	1511.00														1596.00

REHAB PUNCIBLE
RESIDENTIAL PUNCIBLE AREA = 1511.00 X 30% = 453.30
TOTAL PUNCIBLE PRESENTLE = 229.00
TOTAL PUNCIBLE PROPOSED = 347.00

F.T.C. PUNCIBLE
RESIDENTIAL PUNCIBLE AREA = 347.00 X 30% = 104.00
TOTAL PUNCIBLE PRESENTLE = 208.00
TOTAL PUNCIBLE PROPOSED = 208.00

FITNESS AREA STATEMENT
PERMISSIBLE AREA FOR FITNESS CENTRE
(% 5 (TOTAL BUA OF SALE))
(% 5 (1596.00) = 77.72 SQ.MT.)
PROVIDED FITNESS CENTRE = 78.00 SQ.MT.

TABLE SHOWING TENENT STATEMENT

FLOOR	REHAB RESI.	REHAB COMM.	PAP	PTC (Small)	BALWADI	WELFARE CENTER	SOCIETY OFFICE	WELL DEVELOPMENT	LIBRARY	OPEN SPACE COMM.	OPEN SPACE RESI.
GROUND	—	(1)	—	—	—	—	—	—	—	(2)	—
1ST	—	—	—	(1)	(1)	(1)	(1)	(1)	(1)	—	—
2ND	—	—	—	(1)	—	—	—	—	—	—	—
3RD	—	—	—	(1)	—	—	—	—	—	—	—
4TH	—	—	—	(1)	—	—	—	—	—	—	—
5TH	—	—	—	(1)	—	—	—	—	—	—	—
6TH	—	—	—	—	—	—	—	—	—	—	—
7TH	—	—	—	—	—	—	—	—	—	—	—
8TH	—	—	—	—	—	—	—	—	—	—	—
9TH	—	—	—	—	—	—	—	—	—	—	—
10TH	—	—	—	—	—	—	—	—	—	—	—
11TH	(2)	—	—	(1)	—	—	—	—	—	—	(2)
12TH	(2)	—	—	(1)	—	—	—	—	—	—	(2)
13TH	(2)	—	—	(1)	—	—	—	—	—	—	(2)
14TH	(2)	—	—	(1)	—	—	—	—	—	—	(2)
15TH	—	—	—	(1)	—	—	—	—	—	—	(2)
16TH	(2)	—	—	(1)	—	—	—	—	—	—	(2)
17TH	(2)	—	—	(1)	—	—	—	—	—	—	(2)
18TH	(2)	—	—	(1)	—	—	—	—	—	—	(2)
19TH	(2)	—	—	(1)	—	—	—	—	—	—	(2)
20TH	(2)	—	—	(1)	—	—	—	—	—	—	(2)
21ST	—	—	(2)	—	—	—	—	—	—	—	(2)
22ND	—	—	(2)	—	—	—	—	—	—	—	(2)
23RD	—	—	(2)	—	—	—	—	—	—	—	(2)
24TH	—	—	(2)	—	—	—	—	—	—	—	(2)
25TH	—	—	(2)	—	—	—	—	—	—	—	(2)
26TH	—	—	(2)	—	—	—	—	—	—	—	(2)
27TH	—	—	(2)	—	—	—	—	—	—	—	(2)
28TH	—	—	(2)	—	—	—	—	—	—	—	(2)
29TH	—	—	(2)	—	—	—	—	—	—	—	(2)
30TH	—	—	(2)	—	—	—	—	—	—	—	(2)
31ST	—	—	(2)	—	—	—	—	—	—	—	(2)
32ND	—	—	(2)	—	—	—	—	—	—	—	(2)
TOTAL	16.00	13.00	16.00	30.00	1.00	1.00	1.00	1.00	1.00	2.00	74.00
	50.00										

CARPET AREA STATEMENT OF SHOPS, EXISTING SOCIETY, OFFICE & RELIGIOUS STR

SR. NO.	ANNEXURE-II NOTE	CARPET AREA AS PER ANNEXURE SQ.M.	PERMISSIBLE CARPET AREA AS PER BRA SQ.M.	PROPOSED CARPET AREA SQ.M.	EXCESS CARPET AREA SQ.M.
1	02 (B)	17.02	17.02	17.33	0.11
2	03 (B)	3.10	3.10	3.43	0.33
3	04 (NE)	5.94	5.94	6.81	0.87
4	05 (NE)	5.42	5.42	5.42	0.00
5	06 (NE)	4.80	4.80	4.87	0.07
6	07 (NE)	5.60	5.60	6.91	0.91
7	09 (NE)	8.00	8.00	8.25	0.25
8	11 (NE)	3.24	3.24	4.01	0.77
9	12 (NE)	4.20	4.20	4.29	0.09
10	17 (NE)	13.92	13.92	13.96	0.04
11	20 (NE)	3.78	3.78	4.15	0.37
12	38 (B)	25.20	20.00	21.87	1.87
13	40 (NE)	25.24	25.24	5.29	0.05
	TOTAL	155.46	121.56	122.33	3.73

EQUIVALENT SHOP = 121.56 / 27.00 = 2.00 SAY = 4.00 NOS

EXCESS REHAB SHOP AREA COUNTED IN SALE = 3.73 X 121.56 / 155.46 = 4.00 SQ.MT.

REHAB AREA ON GROUND FLOOR = 121.56 - 4.00 = 122.00 SQ.MT.

SALE BUA ON GROUND FLOOR = 4.00 SQ.MT.

SANITATION REQUIREMENT (GROUP) REHAB BLDG

Sanitation requirement as per Bylaws, (Permanent Cabin)
(12) 24 = 288.00 = 12.00 = 4.00 sq.m. x 3.00 = 12.00 sq.m
Total no of urinals area 288.00 sq. 144.00 nos.
Total no of male urinals area 72.00 nos.
Total no of female urinals area 72.00 nos.

PARTICULARS	AS PER BYLAWS		REQUIRED		PROPOSED	
	MALE	FEMALE	MALE	FEMALE	MALE	FEMALE
WATER CLOSET	1 FOR 25 PERSONS + FOR 25 PERSONS	1 FOR 12 PERSONS	3 NOS	2 NOS	2 NOS	3 NOS
URINAL	—	—	1 NOS	—	1 NOS	—

PARKING STATEMENT

FLOOR	C.A.WALKIN Wards	C.A.BETWEEN 40 TO 60 (SQM)	C.A. BETWEEN 60 TO 80 (SQM)
REQUIRED	1 Parking = 8 FLAT	1 Parking = 6 FLAT	1 Parking = 3 FLAT
GROUND	—	—	—
1ST TO 20TH	(19 + 19 + 1 + 19 = 8)	12	24
TOTAL	152	12	24

PARKING REQUIRED = 1599 + 12.00 = 1611 + 0.40 = 1612 + 40.00

TOTAL PARKING = 12.00 + 3.00 + 40.00 = 55.00 NOS.
VISITORS PARKING 20%
(55.00 X 20% = 14.00
(55.00 + 14.00) = 72.00
COMMERCIAL (SHOP) PARKING FOR 40 SQ. MT.
COMMERCIAL AREA = (122.00 + 300.00) 15.00 = 6.00 (40 = 10.00
VISITORS PARKING 10%
10.00 X 10% = 1.10
(10.00 + 1.10) = 12.00
TOTAL = 72.00 + 12.00 = 84.00 NOS SAY 85.00 NOS.
TOTAL PARKING REQUIRED = 85 NOS.
TOTAL PARKING PROVIDED = 85 NOS.

PARKING STATEMENT SALE / REHAB
PARKING AREA TABLE BIG & SMALL

SR. NO.	FLOOR	BIG	SMALL
1	1ST PODIUM	05	04
2	2ND MAIN BASEMENT	05	05
3	3RD PODIUM	05	05
4	4TH PODIUM	05	05
5	5TH PODIUM	05	05
6	6TH PODIUM	05	05
7	7TH PODIUM	05	05
8	8TH PODIUM	05	05
9	9TH PODIUM	05	05
10	10TH PODIUM	05	05
11	11TH PODIUM	05	05
	TOTAL	47	44
	TOTAL	91	

SLUM AREA DIAGRAM
SCALE- 1:500

SLUM AREA CALCULATION

1	15	3	45.00	3	5.00	2	1.00	=	225.00	SQ.MT.
2	15	3	15.00	3	5.00	2	1.00	=	225.00	SQ.MT.
3	15	3	15.00	3	5.00	2	1.00	=	225.00	SQ.MT.
4	15	3	15.00	3	5.00	2	1.00	=	225.00	SQ.MT.
5	15	3	30.00	3	5.00	2	1.00	=	450.00	SQ.MT.
6	15	3	30.00	3	5.00	2	1.00	=	450.00	SQ.MT.
7	15	3	30.00	3	5.00	2	1.00	=	450.00	SQ.MT.
8	15	3	15.00	3	5.00	2	1.00	=	225.00	SQ.MT.
9	15	3	15.00	3	5.00	2	1.00	=	225.00	SQ.MT.
10	15	3	15.00	3	5.00	2	1.00	=	225.00	SQ.MT.
11	15	3	15.00	3	5.00	2	1.00	=	225.00	SQ.MT.
12	15	3	15.00	3	5.00	2	1.00	=	225.00	SQ.MT.
13	15	3	15.00	3	5.00	2	1.00	=	225.00	SQ.MT.
14	15	3	15.00	3	5.00	2	1.00	=	225.00	SQ.MT.
							TOTAL AREA	=	4275.00	SQ.MT.

SET BACK AREA DIAGRAM 33/14D
SCALE- 1:500

REHAB AREA CALCULATION

1	15	3	45.00	3	5.00	2	1.00	=	675.00	SQ.MT.
2	15	3	15.00	3	5.00	2	1.00	=	225.00	SQ.MT.
3	15	3	15.00	3	5.00	2	1.00	=	225.00	SQ.MT.
4	15	3	15.00	3	5.00	2	1.00	=	225.00	SQ.MT.
5	15	3	30.00	3	5.00	2	1.00	=	450.00	SQ.MT.
6	15	3	30.00	3	5.00	2	1.00	=	450.00	SQ.MT.
7	15	3	30.00	3	5.00	2	1.00	=	450.00	SQ.MT.
8	15	3	15.00	3	5.00	2	1.00	=	225.00	SQ.MT.
9	15	3	15.00	3	5.00	2	1.00	=	225.00	SQ.MT.
10	15	3	15.00	3	5.00	2	1.00	=	225.00	SQ.MT.
11	15	3	15.00	3	5.00	2	1.00	=	225.00	SQ.MT.
12	15	3	15.00	3	5.00	2	1.00	=	225.00	SQ.MT.
13	15	3	15.00	3	5.00	2	1.00	=	225.00	SQ.MT.
14	15	3	15.00	3	5.00	2	1.00	=	225.00	SQ.MT.
							TOTAL AMENITY	=	5400.00	SQ.MT.
									5400	SQ.MT.

TOTAL BUA NO.2 (NON PERMISSIBLE) AT G.R.BLDG.	=	4000 SQ.MT.
TOTAL BUA NO.2 (N.P.) AREA PERMISSIBLE (10% OF G.R.)	=	1400.00 SQ.MT.
EXTRA BUA NO.2 AREA PROVIDED	=	2600.00 SQ.MT.
TOTAL BUA NO.2 AREA PROVIDED	=	3570.00 SQ.MT.

R.G.- AREA CALCULATION
SCALE 1:500

R.G. AREA CALCULATION

1	15	3	30.00	3	5.00	2	1.00	=	450.00	SQ.MT.
2	15	3	30.00	3	5.00	2	1.00	=	450.00	SQ.MT.
3	15	3	30.00	3	5.00	2	1.00	=	450.00	SQ.MT.
4	15	3	30.00	3	5.00	2	1.00	=	450.00	SQ.MT.
5	15	3	4.00	3	5.00	2	1.00	=	60.00	SQ.MT.
6	15	3	4.00	3	5.00	2	1.00	=	60.00	SQ.MT.
7	15	3	4.00	3	5.00	2	1.00	=	60.00	SQ.MT.
8	15	3	4.00	3	5.00	2	1.00	=	60.00	SQ.MT.
9	15	3	4.00	3	5.00	2	1.00	=	60.00	SQ.MT.
10	15	3	4.00	3	5.00	2	1.00	=	60.00	SQ.MT.
11	15	3	4.00	3	5.00	2	1.00	=	60.00	SQ.MT.
12	15	3	4.00	3	5.00	2	1.00	=	60.00	SQ.MT.
13	15	3	4.00	3	5.00	2	1.00	=	60.00	SQ.MT.
14	15	3	4.00	3	5.00	2	1.00	=	60.00	SQ.MT.
							TOTAL AREA	=	3015.00	SQ.MT.

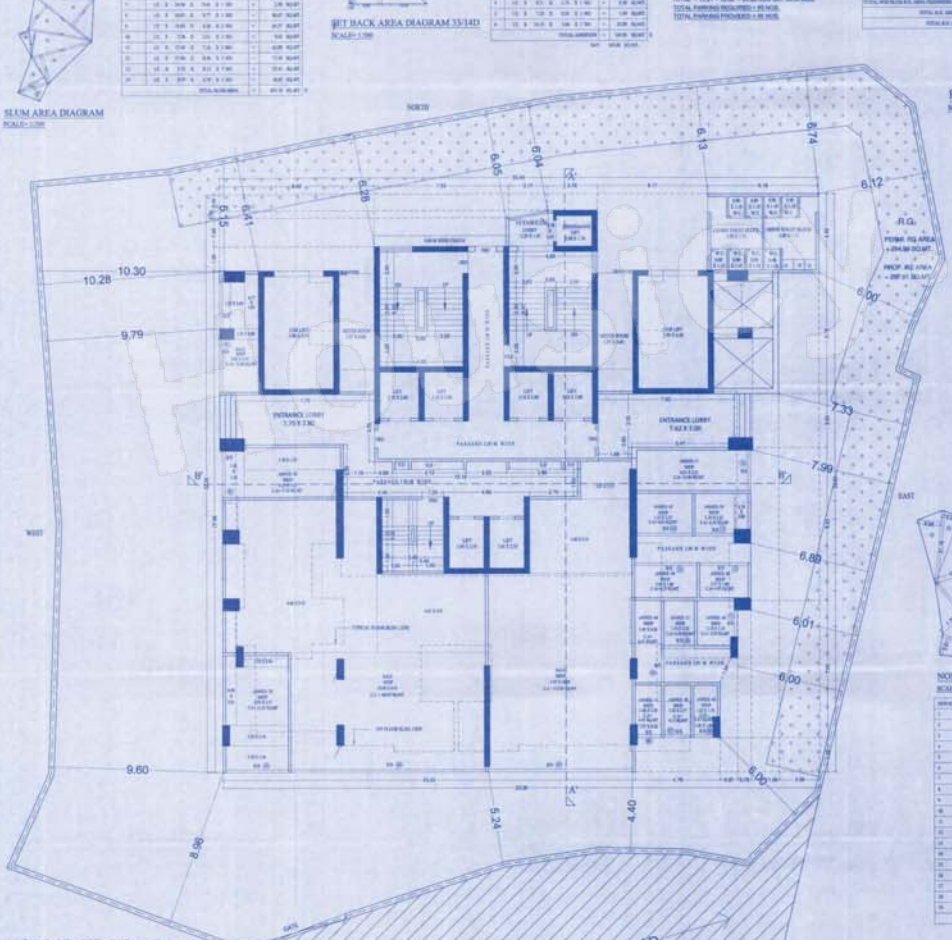

GROUND FLOOR PLAN
SCALE - 1:100

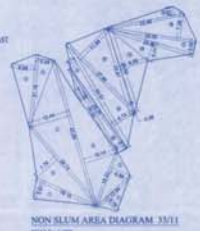

NON SLUM AREA DIAGRAM 33/11
SCALE- 1:100

NON SLUM AREA CALCULATION

1	15	3	30.00	3	5.00	2	1.00	=	450.00	SQ.MT.
2	15	3	30.00	3	5.00	2	1.00	=	450.00	SQ.MT.
3	15	3	30.00	3	5.00	2	1.00	=	450.00	SQ.MT.
4	15	3	30.00	3	5.00	2	1.00	=	450.00	SQ.MT.
5	15	3	30.00	3	5.00	2	1.00	=	450.00	SQ.MT.
6	15	3	30.00	3	5.00	2	1.00	=	450.00	SQ.MT.
7	15	3	30.00	3	5.00	2	1.00	=	450.00	SQ.MT.
8	15	3	30.00	3	5.00	2	1.00	=	450.00	SQ.MT.
9	15	3	30.00	3	5.00	2	1.00	=	450.00	SQ.MT.
10	15	3	30.00	3	5.00	2	1.00	=	450.00	SQ.MT.
11	15	3	30.00	3	5.00	2	1.00	=	450.00	SQ.MT.
12	15	3	30.00	3	5.00	2	1.00	=	450.00	SQ.MT.
13	15	3	30.00	3	5.00	2	1.00	=	450.00	SQ.MT.
14	15	3	30.00	3	5.00	2	1.00	=	450.00	SQ.MT.
15	15	3	30.00	3	5.00	2	1.00	=	450.00	SQ.MT.
16	15	3	30.00	3	5.00	2	1.00	=	450.00	SQ.MT.
17	15	3	30.00	3	5.00	2	1.00	=	450.00	SQ.MT.
18	15	3	30.00	3	5.00	2	1.00	=	450.00	SQ.MT.
19	15	3	30.00	3	5.00	2	1.00	=	450.00	SQ.MT.
							TOTAL AREA	=	8550.00	SQ.MT.

BLOCK PLAN
SCALE - 1:500

LOCATION PLAN
SCALE - 1:4000

SECTION THROUGH COMPOUND WALL



METER ROOM

METER ROOM AREA CALCULATION

AREA	1.00	3	4.00	3	5.00	=	20.00	SQ.MT.
						TOTAL AREA	=	20.00	SQ.MT.

FORM - I

		AREA STATEMENT	BR. # 2 BLDG. IN SQ.MT.	BR. # 2 NON BLDG. IN SQ.MT.	TOTAL IN SQ.MT.
1		AREA OF PLOT	953.00	1535.00	2428.00
		AREA OF DEDUCTION IN PLOT	—	—	—
		AREA OF ROAD SET BACK	180.84	—	180.84
		AREA OF DP ROAD	—	—	—
		AREA OF VILLA AREA	—	—	—
2		SEGGREGATION	—	—	—
3		FOR PEDESTRIAN/CROWD AREA - VILLA AREA	—	—	—
		ROAD SET BACK AREA TO BE HANDED OVER (100%) REGULATION NO 16)	—	—	—
		PROPOSED D. P. ROAD TO BE HANDED OVER (100%) REGULATION NO 16)	180.84	—	180.84
4		RECREATION AREA TO BE HANDED OVER (10%) REGULATION NO 17)	—	—	—
		RECREATION AREA TO BE HANDED OVER AS PER AR. REGULATION NO 17)	—	—	—
5		AREA OF VILLA AREA	—	—	—
6		FOR AMENITY AREA	—	—	—
		AREA OF AMENITY PLOT/PLOTS TO BE HANDED OVER AS PER DCR 14(A)	—	—	—
		AREA OF AMENITY PLOT/PLOTS TO BE HANDED OVER AS PER DCR 14(B)	—	—	—
		AREA OF AMENITY PLOT/PLOTS TO BE HANDED OVER AS PER DCR 35(A)(B)(FINCED)	—	—	—
7		DEDUCTIONS FOR EXISTING BUA TO BE RETAINED IF ANY (AND COMPONENT OF EXISTING BUA / EXISTING BUA AS PER REGULATION UNDER WHICH THE DEVELOPMENT WAS ALLOWED)	—	—	—
8		TOTAL DEDUCTIONS ((5(A) + (7)) =(6)) AS AND WHEN APPLICABLE)	180.84	—	180.84
9		BALANCE AREA OF PLOT (1 MINUS 8)	827.16	1535.00	2362.16
10		PLOT AREA UNDER DEVELOPMENT AFTER AREAS TO BE HANDED OVER TO MCGM / APPROPRIATE AUTHORITY AS PER (9C) & (9D) & ABOVE	—	—	—
11		TOTAL BASIC FSI (1.33 OR 1.5 % 1.4 OR 1.33)	—	—	—
11(1)		REHAB FSI TO BE ATTAINED AS PER CLAUSE 3.8 OF 33 (10) OF DCPR 2034	4.00	4.00	—
11(2)		PERMISSIBLE FSI AS PER 33(7) &	—	—	—
12		BUILT UP AREA AS PER ZONAL (BASIC) FSI (SAB)	—	6800.20	—
		INCLUDE OF SALI / LAND PERMISSIBLE BUA (NOT IN ABYYANCE)	—	—	—
13		BUILT UP EQUAL TO AREA OF LAND HANDED OVER AS PER REGULATION 30(A)	—	—	—
		T.A.R FSI (SALI AND 33(5) EXCEPT 33(5)(1), THEREIN WITH IN CAP OF ADMISSIBLE FSI AS 33(5) UNDER OF TABLE -13 ON REMAINING BALANCE PLOT)	—	—	—
		IN CASE OF 33(9)(1) PERMISSIBLE OVER AND ABOVE PERMISSIBLE BUA ON REMAINING BALANCE PLOT	—	—	—
14		BUILT UP AREA IN LIEU OF COST OF CONSTRUCTION OF BUILTUP AMENITY TO BE HANDED OVER (WITHIN THE LIMIT OF PERMISSIBLE BUA ON REMAINING PLOT)	—	—	—
15		BUILT UP AREA DUE TO ADDITIONAL FSI IN PAYMENT OF PREMIUM AS PER TABLE NO 13 OF REGULATION NO 30(A) ON REMAINING ENHANCED PLOT	—	—	—
		BUILT UP AREA DUE TO ENCUMBRANCE TDR AS PER TABLE NO 13 OF REGULATION NO 30(A) ON REMAINING BALANCE PLOT	—	—	—
16		PERMISSIBLE BUILT UP AREA (AT THE CASE MAY BE WITH / WITHOUT BUA AS PER 33(2) (8 + 15 + 11)	—	—	—
16(1)		PROPOSED BUA (TUP AREA OF REHAB)	1313.44	—	—
		REHAB COMPONENT	1313.44	—	—
		PERMISSIBLE SALE COMPONENT (INCENTIVE REHAB COMPONENT) (LIKE 3 REHAB)	1313.44	—	—
17(2)		PERMISSIBLE BUA FOR TRANSIT TENEMENTS (FOR 2BHK / 3K TOTAL ADDITIONAL BUA	—	3440.20	—
		PERMISSIBLE BUA FOR SALE COMPONENT OF TOTAL ADDITIONAL BUA	1313.00	4236.30	5610.44
18		TOTAL BUA SANCTIONED FOR THIS PROJECT	2627.02	8476.60	8924.27
19		PROPOSED BUA (NO THE CASE MAY BE WITH / WITHOUT BUA AS PER 33(3)	—	—	—
19(A)		TOTAL BUA PROPOSED TO BE CONSUMED IN SITU	—	—	—
19(B)		PROPOSED BUA FOR TRANSIT TENEMENTS FOR BHA / 3K TOTAL ADDITIONAL BUA	—	3470.60	3470.60
		PROPOSED BUA FOR SALE COMPONENT OF TOTAL ADDITIONAL BUA	1562.32	4236.30	5800.07
20		TDR GENERATED IF ANY AS PER REGULATION 30 (A) AND 32	—	—	—
20(2)		TDR GENERATED IN SITU ONE	—	—	—
21		PUNCIBLE COMPENSATORY AREA AS PER REGULATION NO 31(3)	—	—	—
	a	PERMISSIBLE PUNCIBLE COMPENSATORY AREA FOR REHAB COMPONENT WITHOUT CHARGING PREMIUM	408.00	204.00	1224.00
		IN PUNCIBLE COMPENSATORY AREA ANALIZED FOR REHAB COMPONENT WITHOUT CHARGING PREMIUM (306.00 - 340.20)	272.00	102.00	1124.00
	b	PERMISSIBLE PUNCIBLE COMPENSATORY AREA BY CHARGING PREMIUM FOR SALE	340.00	1412.75	1847.75
		IN PUNCIBLE COMPENSATORY AREA ANALIZED OBTAIN PAYMENT OF PREMIUM FOR SALE	—	—	—
22	BRA	A TOTAL BUA INCLUDING PUNCIBLE FOR REHAB COMPONENT	1969.24	3230.90	4900.13
		B TOTAL BUA INCLUDING PUNCIBLE FOR SALE COMPONENT	1927.32	4236.30	5800.07
		TOTAL BUILTUP AREA PROPOSED INCLUDING PUNCIBLE COMPENSATORY AREA (13 + 19(A)(1) + 19(B)(2)	3242.56	7466.20	10699.20
23		FSI CONSUMED ON NET PLOT (3 BRA / 1 A	—	—	—
24		OTHER REQUIREMENTS	—	—	—
		RESERVATION DESIGNATION	—	—	—
	a	NAME OF RESERVATION	—	—	—
	b	AREA OF RESERVATION AFFECTING THE PLOT	—	—	—
	c	AREA OF RESERVATION LAND TO BE HANDEDHANDED OVER AS PER REGULATION NO 17	—	—	—
	d	BUILT UP AREA OF AMENITY TO BE HANDED OVER AS PER REGULATION NO. 17	—	—	—
	e	ANNUABLE / UP AREA OF DESIGNATION	—	—	—
25		PLOT ANNUABLE / UP AMENITY TO BE HANDED OVER AS PER REGULATION NO	—	—	—
		34(5)	—	—	—
		34(6)	—	—	—
		33	—	—	—
26		REQUIREMENT OF RECREATIONAL OPEN SPACE IN LAYOUT(REQ) AS PER REGULATION NO. 27	—	—	—
27		TENEMENT STATEMENT	—	—	—
		PROPOSED BUILT UP AREA (TO ABOVE)	—	—	—
	2	LESS DEDUCTION OF NON RESIDENTIAL AREA (SHOP ETC.)	—	—	—
	3	AREA AVAILABLE FOR TENEMENTS (2 MINUS 3)	—	—	—
	4	TENEMENTS PERMISSIBLE (DENSITY OF TENEMENTS/CARD)	30/HECTOR	30/HECTOR	—
	5	TOTAL NUMBER OF TENEMENTS PROPOSED ON THE PLOT	50 NOS	55 NOS	—
28		PARKING STATEMENT	—	—	—
		PARKING REQUIRED BY REGULATIONS FOR... CAR SCOOTER MOTOR CYCLE OUTSIDERS (VISITORS)	55 NOS	—	—
	2	COVERED GARAGE PERMISSIBLE	—	—	—
	3	COVERED GARAGES PROPOSED CAR SCOOTER MOTOR CYCLE OUTSIDERS (VISITORS)	—	—	—
	4	TOTAL PARKING PROVIDED	55 NOS	—	—
29		TRANSPORT VEHICLES PARKING	—	—	—
		SPACES FOR TRANSPORT VEHICLES PARKING REQUIRED BY REGULATIONS	—	—	—
	3	TOTAL NO. OF TRANSPORT VEHICLES PARKING SPACES PROVIDED	—	—	—

NOTE : THE PROFORMA IS FOR AN ILLUSTRATIVE