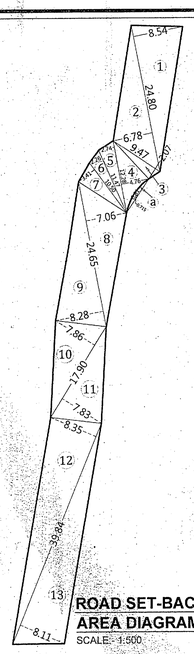

ROAD SET-BACK AREA DIAGRAM
SCALE:- 1:500

EXISTING ROAD SET BACK AREA CALCULATIONS									
ADDITIONS									
1	0.50	x	24.80	x	8.54	=	105.90	SQ.MT.
2	0.50	x	24.80	x	6.78	=	84.07	"
3	0.50	x	9.47	x	2.07	=	9.80	"
4	0.50	x	12.28	x	4.76	=	29.23	"
5	0.50	x	12.28	x	2.74	=	16.82	"
6	0.50	x	11.47	x	2.26	=	12.96	"
7	0.50	x	10.50	x	3.41	=	17.90	"
8	0.50	x	24.65	x	7.06	=	87.01	"
9	0.50	x	24.65	x	8.28	=	102.05	"
10	0.50	x	17.90	x	7.86	=	70.35	"
11	0.50	x	17.90	x	7.83	=	70.08	"
12	0.50	x	39.84	x	8.35	=	166.33	"
13	0.50	x	39.84	x	8.11	=	161.55	"
TOTAL ADDITION						=	934.06	SQ.MT.
DEDUCTIONS								
a	2/3	x	6.98	x	0.70	=	3.26	"
TOTAL						=	3.26	SQ.MT.
TOTAL SET BACK AREA						=	930.80	SQ.MT.

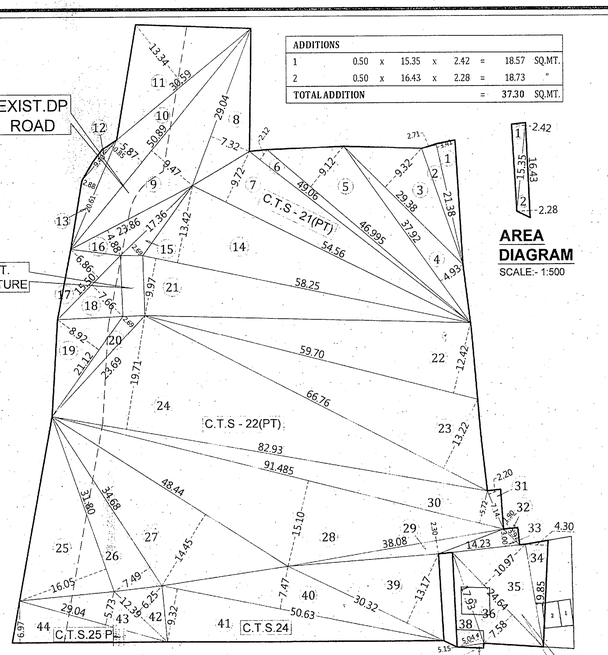

PLOT AREA DIAGRAM
SCALE:- 1:500

ADDITIONS								
1	0.50	x	15.35	x	2.42	=	18.57	SQ.MT.
2	0.50	x	16.43	x	2.28	=	18.73	"
TOTAL ADDITION						=	37.30	SQ.MT.

AREA DIAGRAM
SCALE:- 1:500

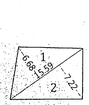

AMENITY (P.O.S.)AREA DIAGRAM
SCALE:- 1:500

AMENITY (P.O.S.) AREA CALCULATION									
ADDITION									
1	0.50	x	15.59	x	6.68	x	1	=	52.07 SQ.MT.
2	0.50	x	15.59	x	7.22	x	1	=	56.29 "
TOTAL (B)								=	108.36 SQ.MT.
AMENITY AREA REQ. =			304.19	x	35%	=			106.47 SQ.MT.
PROP AMENITY AREA								=	108.36 SQ.MT.

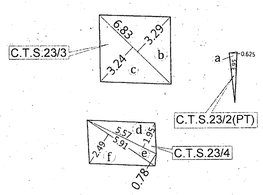

AREA DIAGRAM
OF 23/2(PT) ,23/3 & 4
SCALE:- 1:100

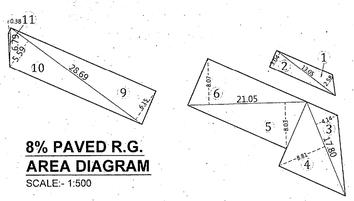

8% PAVED R.G. AREA DIAGRAM
SCALE:- 1:500

8% PAVED R.G. AREA CALCULATION									
ADDITION									
1	0.50	x	12.45	x	6.29	x	1	=	39.16 SQ.MT.
2	0.50	x	12.45	x	5.13	x	1	=	31.93 "
3	0.50	x	8.72	x	5.46	x	1	=	23.81 "
4	2/3	x	6.04	x	0.39	x	1	=	1.56 "
5	0.50	x	16.01	x	5.355	x	1	=	42.87 "
6	0.50	x	16.01	x	7.63	x	1	=	61.08 "
7	0.50	x	20.04	x	5.91	x	1	=	59.22 "
8	0.50	x	20.04	x	5.89	x	1	=	59.02 "
9	0.50	x	28.69	x	6.15	x	1	=	88.22 "
10	0.50	x	28.69	x	5.59	x	1	=	80.19 "
11	0.50	x	6.79	x	0.38	x	1	=	1.28 "
TOTAL (x)								=	488.34 SQ.MT.
DEDUCTION									
a	2/3	x	6.65	x	0.37	x	1	=	1.62 SQ.MT.
TOTAL (y)								=	1.62 "
TOTAL R.G. AREA (x -y)								=	486.72 "
R.G AREA REQUIRED =			6083.74	x	8%			=	486.70 "
TOTAL PROP R.G. AREA								=	486.72 SQ.MT.



LOCATION PLAN
SCALE:-1:4000
sheet : ES-45

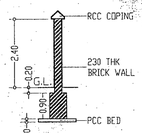

SECTION THROUGH COMPOUND WALL
SCALE - 1:200

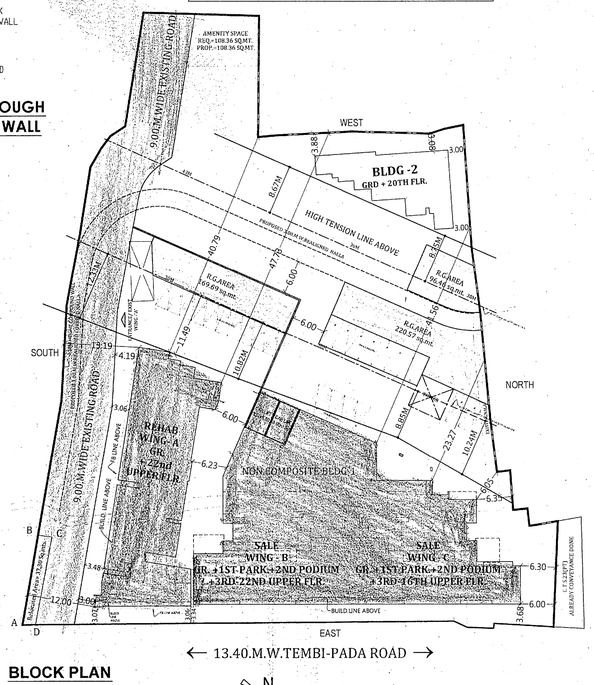

BLOCK PLAN
BUILDING NO-1 & 2
SCALE:- 1:500

PLOT AREA CALCULATION.									
ADDITION									
C.T.S. NO - 21 (PT)									
1	0.50	x	21.38	x	3.41	x	1	=	36.45 SQ.MT.
2	0.50	x	21.38	x	2.71	x	1	=	28.97 "
3	0.50	x	29.38	x	9.32	x	1	=	136.91 "
4	0.50	x	37.92	x	4.93	x	1	=	93.47 "
5	0.50	x	46.995	x	9.12	x	1	=	214.30 "
6	0.50	x	49.06	x	2.12	x	1	=	52.00 "
7	0.50	x	54.56	x	9.72	x	1	=	265.16 "
8	0.50	x	29.04	x	7.32	x	1	=	106.29 "
9	0.50	x	50.89	x	9.47	x	1	=	240.96 "
10	0.50	x	50.89	x	5.87	x	1	=	149.36 "
11	0.50	x	30.59	x	13.34	x	1	=	204.04 "
12	0.50	x	9.40	x	0.85	x	1	=	4.00 "
13	0.50	x	20.61	x	2.88	x	1	=	29.68 "
TOTAL (A)								=	1561.59 SQ.MT.
C.T.S. NO - 22 (PT)									
14	0.50	x	58.25	x	13.42	x	1	=	390.86 "
15	0.50	x	17.36	x	2.69	x	1	=	23.35 "
16	0.50	x	23.86	x	4.88	x	1	=	58.22 "
17	0.50	x	15.50	x	6.86	x	1	=	53.17 "
18	0.50	x	15.50	x	7.66	x	1	=	59.37 "
19	0.50	x	21.12	x	8.92	x	1	=	94.20 "
20	0.50	x	23.69	x	2.69	x	1	=	31.86 "
21	0.50	x	58.25	x	9.97	x	1	=	290.38 "
22	0.50	x	59.70	x	12.42	x	1	=	370.74 "
23	0.50	x	66.76	x	13.22	x	1	=	441.28 "
24	0.50	x	82.93	x	19.71	x	1	=	817.28 "
25	0.50	x	31.80	x	16.05	x	1	=	255.20 "
26	0.50	x	34.68	x	7.49	x	1	=	129.88 "
27	0.50	x	48.44	x	14.45	x	1	=	349.98 "
28	0.50	x	91.485	x	15.10	x	1	=	690.71 "
29	0.50	x	38.08	x	2.30	x	1	=	43.79 "
30	0.50	x	91.485	x	5.72	x	1	=	261.65 "
31	0.50	x	7.14	x	2.20	x	1	=	7.85 "
32	0.50	x	3.92	x	1.90	x	1	=	3.72 "
33	0.50	x	14.23	x	3.00	x	1	=	21.35 "
TOTAL (B)								=	4394.84 SQ.MT.
C.T.S. NO - 23/2 (PT.)									
a	0.50	x	3.95	x	0.625	x	1	=	1.23 SQ.MT.
TOTAL (C)								=	1.23 SQ.MT.
C.T.S. NO - 23/3									
b	0.50	x	6.83	x	3.29	x	1	=	11.23 SQ.MT.
c	0.50	x	6.83	x	3.24	x	1	=	11.07 "
TOTAL (D)								=	22.30 SQ.MT.
C.T.S. NO - 23/4									
d	0.50	x	5.57	x	1.95	x	1	=	5.44 SQ.MT.
e	0.50	x	5.91	x	0.78	x	1	=	2.30 "
f	0.50	x	5.91	x	2.49	x	1	=	7.36 "
TOTAL (E)								=	15.10 SQ.MT.
C.T.S. NO - 23(PT)									
34	0.50	x	19.85	x	4.30	x	1	=	42.68 SQ.MT.
35	0.50	x	24.64	x	10.97	x	1	=	135.15 "
36	0.50	x	24.64	x	7.58	x	1	=	93.39 "
37	0.50	x	5.15	x	0.875	x	1	=	2.25 "
38	0.50	x	17.93	x	5.04	x	1	=	45.18 "
TOTAL (i)								=	318.65 SQ.MT.
TOTAL (F)= (i) - C-D-E								=	280.02 SQ.MT.
C.T.S. NO - 24									
39	0.50	x	30.32	x	13.17	x	1	=	199.66 SQ.MT.
40	0.50	x	50.63	x	7.47	x	1	=	189.10 "
41	0.50	x	50.63	x	9.32	x	1	=	235.94 "
TOTAL (G)								=	624.70 SQ.MT.
C.T.S. NO - 25 (PT)									
42	0.50	x	12.39	x	6.25	x	1	=	38.72 SQ.MT.
43	0.50	x	29.04	x	5.73	x	1	=	83.20 "
44	0.50	x	29.04	x	6.97	x	1	=	101.20 "
TOTAL (H)								=	223.12 SQ.MT.
TOTAL PLOT AREA (A + B+ C + D + E +F+G+H)								=	7122.90 SQ.MT.

FUNGIBLE AREA STATEMENT (A4)					
BUILDING NO-1 (WING-A) & BUILDING NO-2					
FLOOR	FLOWER BED	METER RM.	REFUGE AREA	E.D.& F.D.	TOTAL AREA IN SQ.MT.
BASEMENT					
GROUND FLR.		18.38			18.38
1ST FLR.	88.37			3.70	92.07
2ND FLR.	94.34			3.70	98.04
3RD FLR.	94.34			3.70	98.04
4TH FLR.	94.34			3.70	98.04
5TH FLR.	94.34			3.70	98.04
6TH FLR.	94.34			3.70	98.04
7TH FLR.	94.34			3.70	98.04
8TH FLR. (Refuge)	75.47		0.57	3.70	79.74
9TH FLR.	94.34			3.70	98.04
10TH FLR.	94.34			3.70	98.04
11TH FLR.	94.34			3.70	98.04
12TH FLR.	94.34			3.70	98.04
13TH FLR.	94.34			3.70	98.04
14TH FLR.	94.34			3.70	98.04
15TH FLR.(Refuge)	75.47		0.57	3.70	79.74
16th FLR.	94.34			3.70	98.04
17th FLR.	94.34			3.70	98.04
18th FLR.	94.34			3.70	98.04
19th FLR.	94.34			3.70	98.04
20th FLR.	94.34			3.70	98.04
21st FLR.	94.34			3.70	98.04
22nd FLR.	94.34			3.70	98.04
TOTAL	2031.77	18.38	1.14	81.40	2132.69
TOTAL PERML FUNGBAL AREA =			7604.10	x	2661.44
TOTAL PROP. FUNGIBLE AREA =					2132.69

CONVENIENCE SHOP CARPET AREA AS PER PLINE					
REHAB SHOP			SALE SHOP		
SHOP NO	AREA UP TO 20 SQ.MT.	SHOP NO	AREA UP TO 20 SQ.MT.	SHOP NO	ABOVE 20 SQ.MT.
1	13.95	2	20.90	55	3.69	57	24.96
5	11.50	3	20.90	60	15.34	58	29.95
7	12.00	4	20.30	58	13.91	59	29.94
8	4.93	6	20.90	59	18.40	63	26.31
9	5.94	27	21.10	61	12.16	64	22.54
10	6.02	28	21.04	62	10.80	65	19.66
11	6.02	29	21.76	63	14.70	66	23.95
12	2.25	30	21.10	64	14.96	67	23.06
13	3.30	31	20.90	65	11.02	68	27.88
14	4.88	32	20.90	66	12.16		
15	4.16	33	20.91	67	14.14		
16	2.25	34	22.77	68	15.82		
17	2.68	35	21.02	69	11.95		
18	1.61	36	20.11	70	14.67		
19	2.00	68	20.92	71	12.36		
20	16.63	70	20.39	72	17.11		
21	10.70	38/2	27.88	73	9.90		
22	5.10						
23	1.80						
24	5.80						
26	14.61						
33	7.71						
34a	2.86						
35	17.71						
55	9.90						
60	15.21						
61	14.30						
62	14.30						
66	8.06						
69	1.93						
71	14.58						
72	15.87						
38/1	19.18						
38/2	2.44						
TOTAL	282.18	TOTAL	363.80	TOTAL	223.09	TOTAL	228.25

Shree Swami Samarth CHS					
Sr. No	Ann II - No	PROP. SHOP NO.	NAME OF TENANT	REMARK	SIGNATURE
1	8	18	Jagannath Hari Chalke (Father) Swapnil Jagannath Chalke (Son)	Eligible	
2	88	14	Ramjanam Budhiram Sharma	Eligible	
3	89	16	Govind Atmaram Bandekar	Eligible	
4	91	17	Vijaya Prakash Gawade	Eligible	
5	92	13	Shaila Dattaram Vadekar	Eligible	
6	94	1 (1st flr.)	Vijay kreeda Mandal (Sarvajanik Vachnalay) Santosh Narayan Kasle-chairman)	Eligible	
7	97	9	Pramila Balkrishna Adivarekar (Wife -died) Balkrishna Rajaram Adivarekar (Husband Sadanand General Stores)	Eligible	
8	98	8	Manohar Lakshman Kadam	Eligible	
9	137	2	Sudhakar Pundalik Damdere (Priyanka Beauty Parlour)	Eligible	
10	138	1	Sudhakar Pundalik Damdere (Priyanka Beauty Parlour)	Eligible	
11	192	20	Ramesh Kumar Veerchandji Jain	Eligible	
12	193	22	Baban Dhondu Kadam-(Died - Father) Sulochna Baban Kadam (Mohter) Prakash Baban Kadam - Son	Eligible	
13	194	15	Vivekanda Ankush Jadhav	Eligible	
14	195	19	Rajaram Anant Patil	Eligible	
15	196	24	Sanjeev Yalappa Shetty (M/s Saikrupa Pan Bhidi Shop)	Eligible	
16	197	25	Sanjeev Yallayappa Shetty (Saikrupa Tea & Coldrinks House)	Eligible	
17	198	27	Hirendranath Bhagwat Singh	Eligible	
18	200	26	Sahadev L Sawant- Father Ravindra Sahadev Sawant - Son	Eligible	
19	206	70	Bapurao Mahadeo Shirgaonkar	Eligible	
20	211	69	Meera Kedarnath Shirsagar	Eligible	
21	212	62	Usha Kevil Jain	Eligible	
22	213	61	Maruti Yesba Raut	Eligible	
23	215	31	Namdev Ganpat Pawar	Eligible	
24	237	36	Shyamji Lakshmidas Bhanushali	Eligible	
25	238	65	Urmila Vithal Dhudre Mahesh Vithal Dhudre	Eligible	
26	240	66	Vaibhavi Vivek Deshpande	Eligible	
27	242	71	Devkibai Premji Gauri	Eligible	
28	255	64	Krishna Dagdu Shedge	Eligible	
29	256	72	Ramlal Sitaram Gupta Barsatiram Sitaram Gupta	Eligible	

TOTAL UNITS						
BUILD. NO.	WING	COMM.			RESI.	
		REHAB	SALE			
		AMI.	SHOP	SHOP	REHAB	SALE
1	A	1	28	4	208	57.46
	B	1	21	24	-	309
	C					
TOTAL		2	49	28	208	366

REHAB BUILT-UP AREA SUMMARY (BLDG. -1 & 2) (A5)						
BUILD. NO.	WING	REHAB COMPONENT	NET REHAB FSI IN SQ.MT			PASS=BALWADI+SOCI. OFF.+WELCEN.+LIBRARY+ANGWADI +AMENITY
			COMM.	RESI.	TOTAL	
1	A	9,043.47	384.45	6,879.75	7,264.20	1,779.27
	B	380.92	339.90	-	339.90	-
	C	-	-	-	-	-
	TOTAL	9,424.39	724.35	6,879.75	7,604.10	1,779.27

SALE BUILT UP SUMMARY (BLDG.-1 & 2) (A6)							
BUILD. NO.	WING	SALE BUILT UP AREA					
		RESI.	COMM.	EXCESS	FUNGIBLE		TOTAL
					COMM.	RESI.	
1	A	-	53.12	-	-		53.12
	B	5,642.46	987.52			-	10,784.18
	C	4,096.74		57.46		-	
	TOTAL	9,739,20	1,040.64	57.46	-	-	10,837.30
TOTAL		10837.30			0.00		

BUILT-UP AREA SUMMARY BUILDING NO -1 (WING- B &C)																	
FLOORS	WING B&C		WING-B			WING-C			TOTAL SALE BUILT UP AREA	STAIR, LIFT,PASS, AREA		TOTAL UNITS			
	COMM		RESI.			RESI.						COMM.			RESI.
	BUILT UP AREA		BUILT UP AREA	FUNGIBLE AREA	EXCESS REFUGE AREA	BUILT UP AREA	FUNGIBLE AREA	EXCESS REFUGE AREA		WING-B	WING-C	REB	AMI	SALE	
	REB	SALE													
GR. FLR.(SHOP)	339.90	541.29	-	-	-	-	-	-	541.29	-	-	21	1	22	
1st FLR.		218.43	132.12	-	-	173.49	-	-	524.04	103.26	74.80			1	9
2nd FLR.		227.80	132.12	-	-	173.49	-	-	533.41	93.89	74.80			1	9
3rd FLR.			204.56	-	-	209.04	-	-	413.60	74.78	74.77				12
4th FLR.			279.00	-	-	283.46	-	-	562.46	76.08	76.08				18
5th FLR.			279.00	-	-	283.46	-	-	562.46	76.08	76.08				18
6th FLR.			279.00	-	-	283.46	-	-	562.46	76.08	76.08				18
7th FLR.			279.00	-	-	283.46	-	-	562.46	76.08	76.08				18
8th FLR. (Refuge)			215.33	-	-	219.80	-	-	435.13	75.74	75.74				14
9th FLR.			279.00	-	-	283.46	-	-	562.46	76.08	76.08				18
10th FLR.			279.00	-	-	283.46	-	-	562.46	76.08	76.08				18
11th FLR.			279.00	-	-	283.46	-	-	562.46	76.08	76.08				18
12th FLR.			279.00	-	-	283.46	-	-	562.46	76.08	76.08				18
13th FLR.			279.00	-	-	283.46	-	-	562.46	76.08	76.08				18
14th FLR.			279.00	-	-	283.46	-	-	562.46	76.08	76.08				18
15th FLR. (Refuge)			215.33	-	-	219.80	-	57.46	492.59	75.74	75.74				14
16th FLR.			279.00	-	-	266.52	-	-	545.52	76.08	76.08				17
17th FLR.			279.00	-	-		-	-	279.00	76.08					9
18th FLR.			279.00	-	-		-	-	279.00	76.08					9
19th FLR.			279.00	-	-		-	-	279.00	76.08					9
20th FLR.			279.00	-	-		-	-	279.00	76.08					9
21st FLR.			279.00	-	-		-	-	279.00	76.08					9
22nd FLR.			279.00	-	-		-	-	279.00	76.08					9
TOTAL	339.90	987.52	5,642.46	-	-	4,096.74	-	57.46	10,784.18	1,716.77	1,212.73	21	1	24	309

REHAB TENANTS UNIT SUMMARY BUILDING NO-1 (WING-A)															
FLOOR	REHAB ELIGIBLE UNIT		P.PAP			PAP	BAL WADI	LIBRARY	WELFARE CENTER	SOCIETY OFFICE	ANGANWADI	COMMUNITY HALL	TOTAL UNITS	
	RES.	COMM.	R	C	AMI	R/C							R	C
GROUND FLR.		28		18	1									47
1ST FLR.				2	1	2		1	1	1	1	1	2	2
2ND FLR.	10												10	
3RD FLR.	10												10	
4TH FLR.	10												10	
5TH FLR.	10												10	
6TH FLR.	10												10	
7TH FLR.	10												10	
8TH FLR. (REFUGE)	8												8	
9TH FLR.	10												10	
10TH FLR.	10												10	
11TH FLR.	10												10	
12TH FLR.	10												10	
13TH FLR.	10												10	
14TH FLR.	10												10	
15TH FLR.(REFUGE)	4		4										8	
16TH FLR.			10										10	
17TH FLR.			10										10	
18TH FLR.			10										10	
19TH FLR			10										10	
20th FLR			10										10	
21st FLR			10										10	
22nd FLR			10										10	
TOTAL	132	28	74	20	2	2		1	1	1	1	1	0 208	49

PARKING STATEMENT			
FOR BUILDING NO-1 (COMPOSITE BLDG.-WING A,B,C)			
CARPET AREA	AS PER D.C.R	No. OF FLATS	REQD PARKING
UPTO 45 SQMT	ONE PARKING FOR 8 FLATS	REHAB 208	26.00
		SALE 309	38.63
		TOTAL 517	64.63
10% FOR VISITORS			6.46
TOTAL RESIDENCIAL PARKING REQ.			71.09
COMMERCIAL (CONVENIENCE SHOP)			
1 CAR/ 150 SQ.MT UP TO 20 sq.mt.	505.27	/ 150	3.37
1 CAR/ 50 SQ.MT ABOVE 20 sq.mt.	592.05	/ 50	11.84
TOTAL (1)			15.21
FOR OFFICE			
1 CAR/ 40 SQ.MT UP TO 800 SQ.MT	446.23	/ 40	11.16
THERE AFTER 1 CAR / 80 SQ.MT		/ 80	0.00
TOTAL (2)			11.16
TOTAL COMMERCIAL (1 +2)			26.37
10% FOR VISITORS			3
TOTAL COMMERCIAL PARKING REQ.			29.01
TOTAL PARKING REQD (RES.+COMM.)			100
TOTAL PARKING PROPOSED			100

PROP GR .FLR PARK			
BUILDING NO -1			
BIG PARK.	=	19	NOS.
SMALL PARK.	=		"
B.STACK PARKING	= 6 x 2 =	12	"
S.STACK PARKING	= 12 x 2 =	24	"
TOTAL PARKING	=	55	NOS.

PROP.1st PARK FLR.			
BUILDING NO-1			
BIG PARK.	=		NOS.
SMALL PARK.	=	1	"
B.STACK PARKING	= 3 x 2 =	6	"
S.STACK PARKING	= 1 x 2 =	2	"
S. 3-STACK PARKING	= 12 x 3 =	36	"
TOTAL PARKING	=	45	NOS.

BUILT-UP AREA SUMMARY BUILDING NO -1 (WING-A) (A1)														
FLOOR	GROSS BUILT UP AREA	STAIR, LIFT AREA	COMMON PASSAGE	WELFARE CENTER	BALWADI	SOCIETY OFFICE	LIBRARY AREA	ANGANWADI	REHAB COMPONENT	NET REHAB FSI IN SQ.MT		SALE FSI IN SQ.MT		SALE FUNGIBLE AREA
	1	2	3	4	5	6	6	6	(1-2)	COMM.	RESI.	COMM.	RESI.	
GR. FLR. (SHOP)	370.51	11.18	32.38						359.33	326.95		10.94		
1ST FLR.	430.18	74.64	73.12	33.01	32.24	24.56	33.03	32.84	355.54	57.50	69.24	42.18		
2nd FLR.	473.07	70.27	72.29						402.80		330.51			
3rd FLR.	473.07	70.27	72.29						402.80		330.51			
4th FLR.	473.07	70.27	72.29						402.80		330.51			
5th FLR.	473.07	70.27	72.29						402.80		330.51			
6th FLR.	473.07	70.27	72.29						402.80		330.51			
7th FLR.	473.07	70.27	72.29						402.80		330.51			
8th FLR.(REFUGE)	407.97	70.27	72.29						337.70		265.41			
9th FLR.	473.07	70.27	72.29						402.80		330.51			
10th FLR.	473.07	70.27	72.29						402.80		330.51			
11th FLR.	473.07	70.27	72.29						402.80		330.51			
12th FLR.	473.07	70.27	72.29						402.80		330.51			
13th FLR.	473.07	70.27	72.29						402.80		330.51			
14th FLR.	473.07	70.27	72.29						402.80		330.51			
15th FLR.REFUGE	407.97	70.27	72.29						337.70		265.41			
16th FLR.	473.07	70.27	72.29						402.80		330.51			
17th FLR.	473.07	70.27	72.29						402.80		330.51			
18th FLR.	473.07	70.27	72.29						402.80		330.51			
19th FLR.	473.07	70.27	72.29						402.80		330.51			
20th FLR.	473.07	70.27	72.29						402.80		330.51			
21st FLR.	473.07	70.27	72.29						402.80		330.51			
22nd FLR.	473.07	70.27	72.29						402.80		330.51			
TOTAL	10604.96	1561.49	1623.59	33.01	32.24	24.56	33.03	32.84	9043.47	384.45	6879.75	53.12		0.00
										7264.20		53.12		

PROFORMA 1/11

CONTENT OF SHEET

BLOCK PLAN, LOCATION PLAN , PLOT AREA, SET BACK AREA DIAGRAM AND CALCULATION, R.G. AREA DIAG., & CALCULATION, REHAB AREA STATEMENT, PARKING AREA STATEMENT,TENANTS UNIT SUMMARY,BUILT UP AREA SUMMARY.

STAMP OF APPROVAL OF PLANS

STAMP OF DATE OF RECEIPT OF PLANS

Approved Subject to the condition
Mentioned in this office permission
Letter no. SRA/ENG/SWS/PVT/1049/2018/010/AP/c
Dt. 4-2-AUG-2022
Executive Engineer
Slum Rehabilitation Authority

| A | AREA STATEMENT | TOTAL IN SQMT |
|---|---