Project Title : PLAN SHOWING THE PROPOSED RESIDENTIAL APARTMENTS IN SY No's 167, 217, 218, 219, 220, 222/AA, 226, 227, 228, SITUATED AT KOLLUR VILLAGE AND R.C. PURAM MANDAL, UNDER TELLAPUR MUNICIPALITY, SANGAREDDY DIST. T.S.BELONGINGS TO:SRI. BOPPANA ATCHUTA RAO AND OTHERSREP BY THEIR DAIGPA HOLDERM/s ANVITA BUILDPRO LLPREP. BY ITS DESIGNATED PARTNERSRI.BOPPANA ATCHUTA RAO S/o BOPPANA BABU RAO

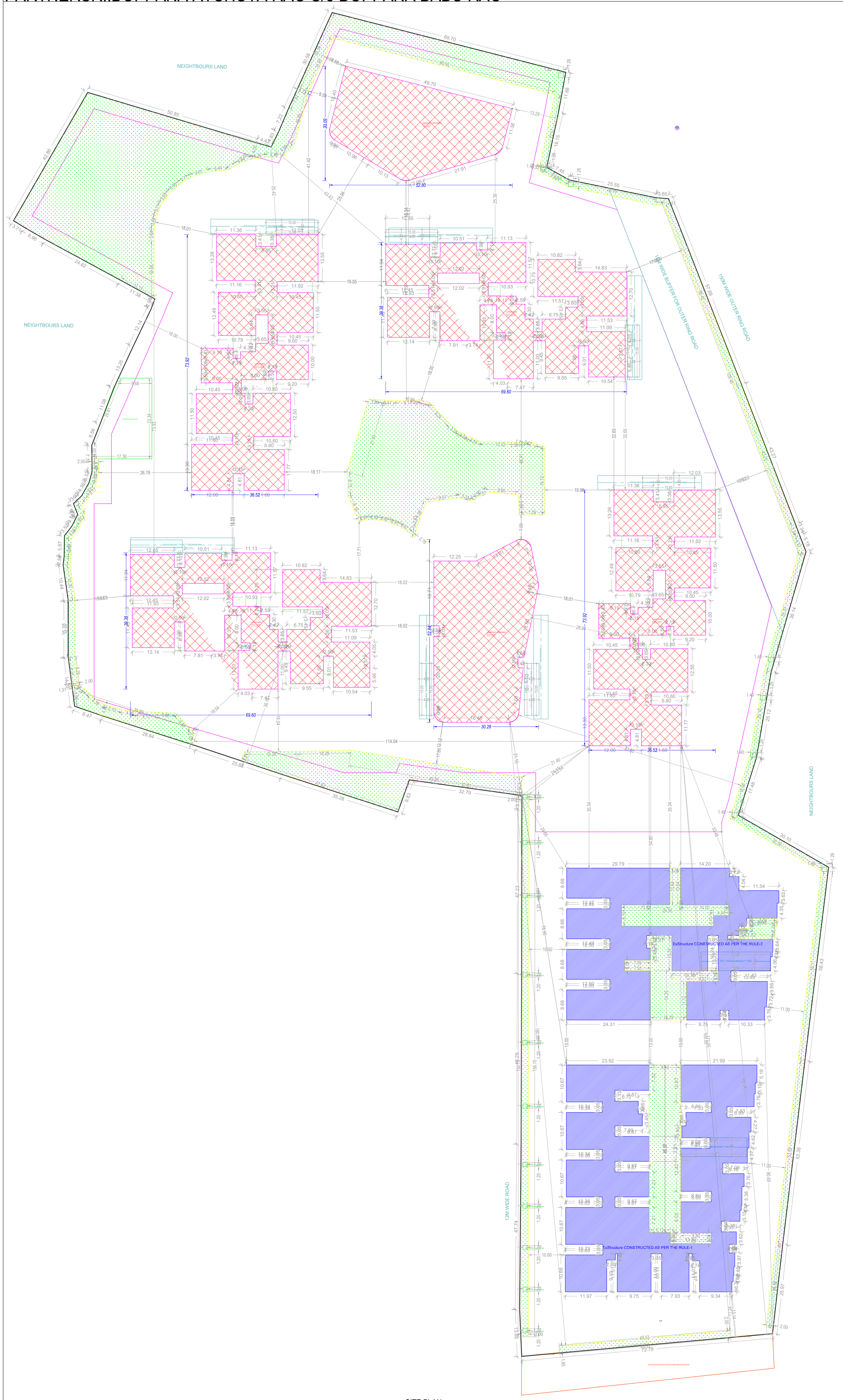

SITE PLAN
(Scale - 1:400)

(Proposed)
(Scale - 1:400)

(Proposed)
(Scale - 1:400)

(Proposed)
(Scale - 1:400)



Contours

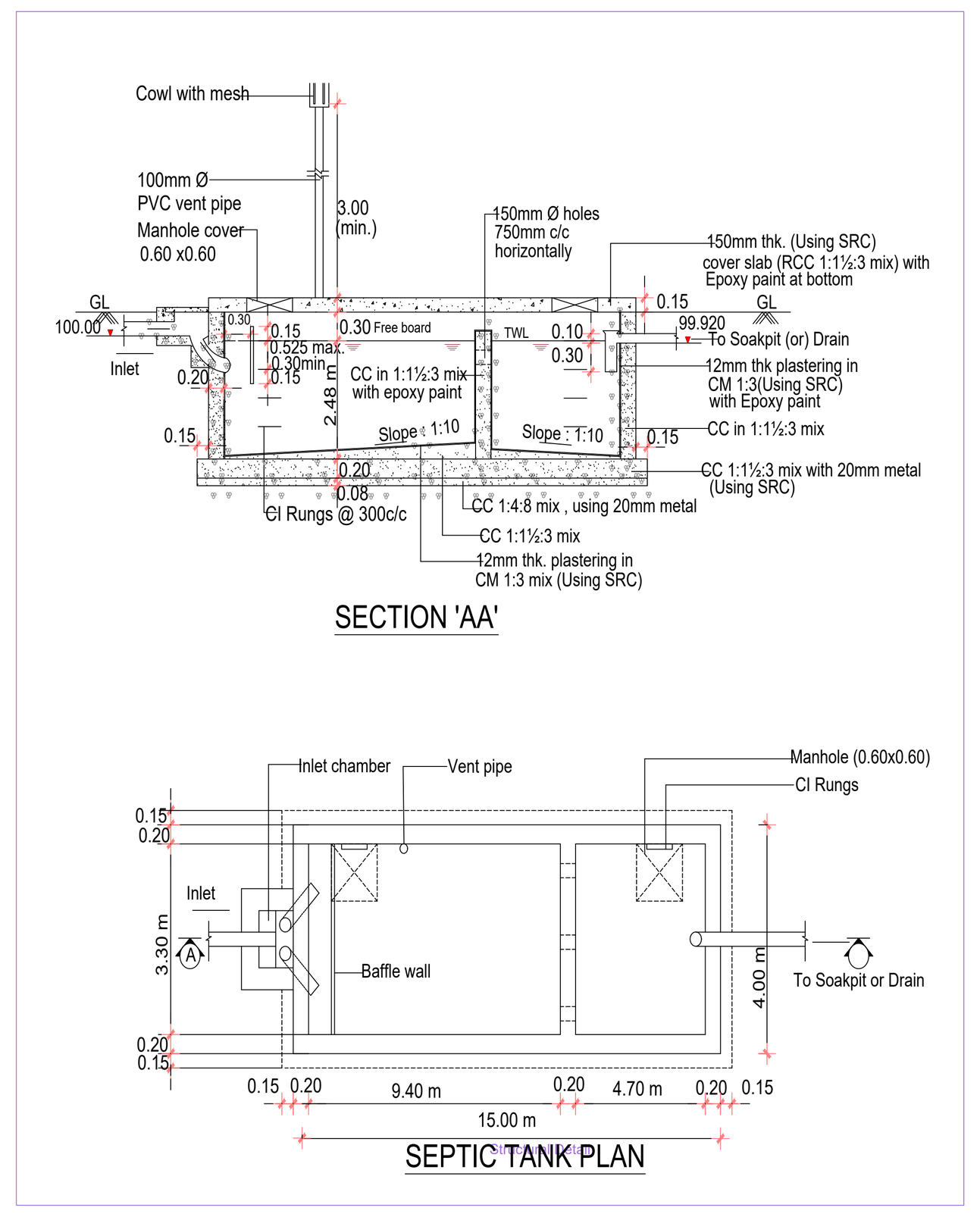

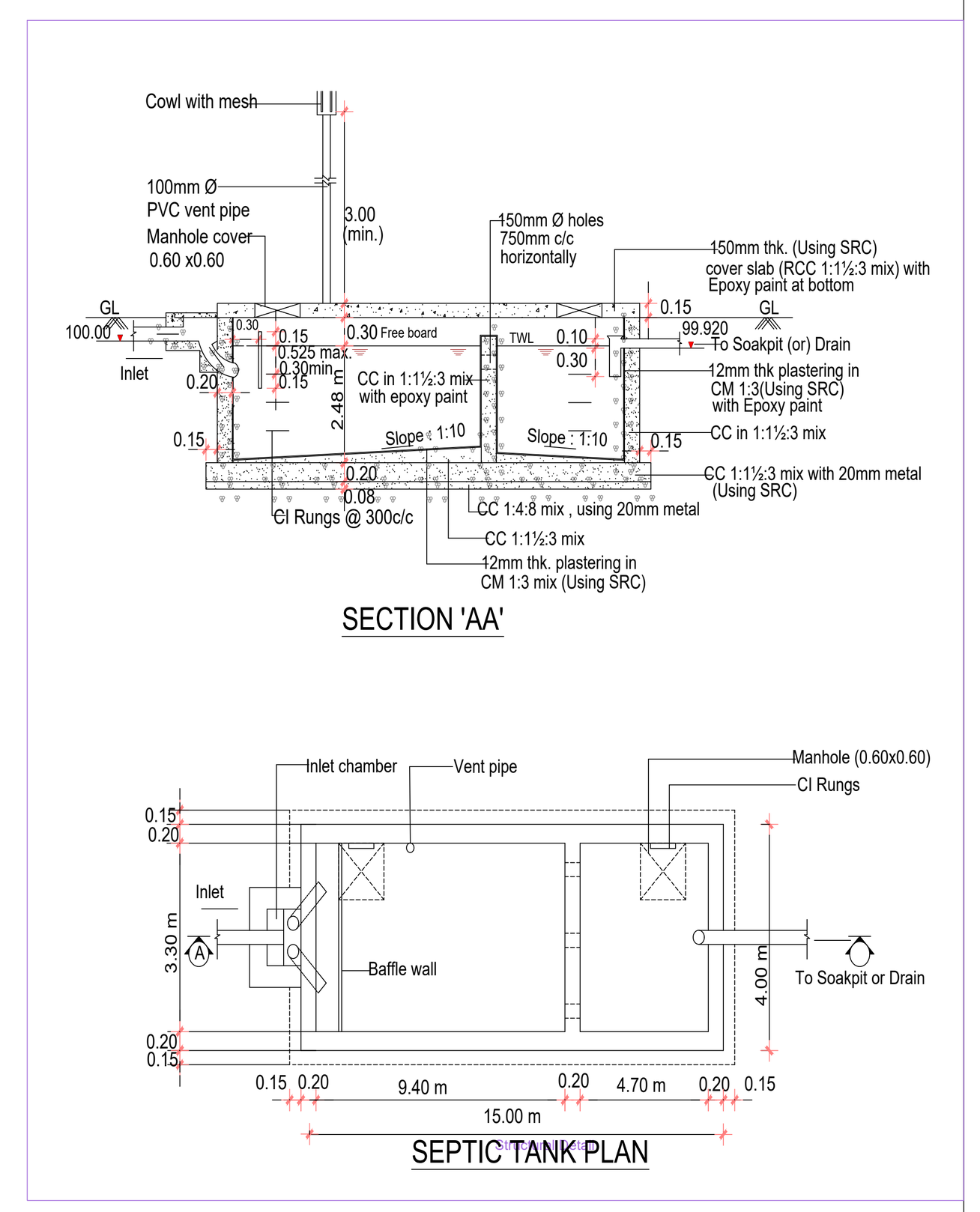

FILE DETAILS			
LTP NAME :	MM DESIGNERS		
LTP LICENCE NO :	na	DATE :	29-09-2023
FILE NO :	TS/061734/2023	SHEET NO.:	1 / 10
SHEET NAME :	Layout Plan Details - Building Plan Details		

AREA STATEMENT	
PROJECT DETAIL	
PROJECT TYPE	Building Permission
NATURE OF DEVELOPMENT	REVISION
Authority	HMDA
ULB	HMDA
LOCATION	OUTER RING ROAD GROWTH CORRIDOR (ORRGC)
SUB LOCATION	NEW AREAS / APPROVED LAYOUT AREAS
STATE	TELANGANA
Building USE	Residential
Building SUB USE	ResiComm Bldg
BUILDING TYPE	
AREA DETAILS	
AREA OF PLOT (Minimum)	49965.20
NET AREA OF PLOT	49965.20
PROPOSED AREA DETAILS	
VACANT PLOT AREA	36643.44
TOTAL PROPOSED BUILT UP AREA EXCLUDING PARKING	262028.40
TOTAL PROPOSED BUILT UP AREA INCLUDING PARKING	356581.80

Color Notes

COLOR INDEX
PLOT BOUNDARY
ABUTTING ROAD
PROPOSED CONSTRUCTION
COMMON PLOT
ROAD WIDENING AREA
EXISTING (To be retained)
EXISTING (To be demolished)

BUILDING USE / BUILDING SUBUSE DETAIL

BUILDING NAME	BUILDING USE	BUILDING SUBUSE	BUILDING TYPE	FLOOR DETAILS
F (PROPOSED)	Residential	Residential Apartment Bldg	NA	3 Cellars + 1 Stilt + 36 upper floors
C (PROPOSED)	Residential	Residential Apartment Bldg	NA	3 Cellars + 1 Stilt + 36 upper floors
AMENETIES 1 (PROPOSED)	Commercial	Shop and Office	NA	3 Cellars + 1 Ground + 3 upper floors
AMENETIES 2 (PROPOSED)	Commercial	Shop and Office	NA	3 Cellars + 1 Ground + 2 upper floors
D (PROPOSED)	Residential	Residential Apartment Bldg	NA	3 Cellars + 1 Stilt + 36 upper floors
E (PROPOSED)	Residential	Residential Apartment Bldg	NA	3 Cellars + 1 Stilt + 36 upper floors

NET BUILT UP AREA AND DWELLING UNITS DETAILS

BUILDING NAME	NO OF BLDG	GROSS BUA	Deductions From Gross Built up Area(Area in Sq.mt.)	TOTAL BUA	DEDUCTIONS				NET BUA		TNMTS.	PARKING AREA	NET PARKING
			COURTYARD		VSHAFT	VOID	ACCES.	DOUBLE HT.	RESI.	COMM.			
F (PROPOSED)	1	66281.91	0.00	66281.91	0.00	1855.56	153.57	56.16	64049.78	0.00	348	355.60	355.60
C (PROPOSED)	1	67205.09	1355.68	65849.41	0.00	1783.23	199.74	127.83	63584.11	0.00	348	446.60	446.60
AMENETIES 1 (PROPOSED)	1	4065.34	0.00	4065.34	0.00	142.28	137.29	0.00	0.00	3785.77	00	0.00	0.00
AMENETIES 2 (PROPOSED)	1	3003.92	0.00	3003.92	0.00	29.07	0.00	69.61	0.00	2974.84	00	0.00	0.00
D (PROPOSED)	1	165604.08	0.00	165604.08	2552.70	5195.27	2856.96	56.16	64049.78	0.00	348	93304.60	93304.60
E (PROPOSED)	1	67205.09	1355.68	65849.41	0.00	1783.23	199.74	127.83	63584.11	0.00	348	446.60	446.60
GRAND TOTAL	6	373365.43	2711.36	370654.07	2552.70	10788.64	3547.31	437.60	255267.78	6760.62	1392.00	94553.40	94553.40

Existing Building Details

Name	Use	SubUse	Type	Structure	Height	Floor No	Net Built up Area	Built up Area
ExStructure CONSTRUCTED AS PER THE RULE-1					.0	.0	.0	.0
ExStructure CONSTRUCTED AS PER THE RULE-2					.0	.0	.0	.0

Existing Building Net BUA & BUA Details

Building Name	Built Up Area (Sq. Mt.)	Net Built up Area (Sq. Mt.)
ExStructure CONSTRUCTED AS PER THE RULE-1	0.00	0.00
ExStructure CONSTRUCTED AS PER THE RULE-2	0.00	0.00
Total:	0.00	0.00

Mortgage Area Details

Main Plot Name	Type of Mortgage	Mortgage Area(Sq.mt.)	
		Required	Proposed
PLOT	Built Up Area to Mortgage	26202.80 (10%)	26436.50

REQUIRED PARKING

Building Name	Type	Subuse	Proposed Net Built-Up Area	Parking Percentage	Visitor Parking Percentage	Req. Parking Area(Sq.Mts.)
F (PROPOSED)	Residential	Residential Apartment Bldg	64049.80	12809.96 (20 %)	1281.00 (10 %)	14090.96
C (PROPOSED)	Residential	Residential Apartment Bldg	63583.94	12716.79 (20 %)	1271.68 (10 %)	13988.47
AMENETIES 1 (PROPOSED)	Commercial	Shop and Office	3785.77	1135.73 (30 %)	113.57 (10 %)	1249.30
AMENETIES 2 (PROPOSED)	Commercial	Shop and Office	2974.84	892.45 (30 %)	89.25 (10 %)	981.70
D (PROPOSED)	Residential	Residential Apartment Bldg	64049.80	12809.96 (20 %)	1281.00 (10 %)	14090.96
E (PROPOSED)	Residential	Residential Apartment Bldg	63583.94	12716.79 (20 %)	1271.68 (10 %)	13988.47

Parking Check

Vehicle Type	Required	Proposed Area(Sq.mt.)
Parking Area	53081.68	94553.40
Visitor's Car Parking	5308.18	6203.37
On Site	-	0.00
Total	58389.86	94553.40
No of Cars Proposed	2020	

GENERAL CONDITIONS:

1.A dual piping system is a type of plumbing system where two separate sets of pipes are installed to distribute water in a building. One set of pipes carries potable or drinking water, while the other set of pipes carries non-potable or reclaimed water. The potable water pipes are connected to the main water supply and distribute water for drinking, cooking, and bathing. The non-potable or reclaimed water pipes carry water that has been treated and recycled from sources like rainwater, greywater from sinks and showers, or treated wastewater.
2.Parking places in buildings shall be provided with Electric Vehicle Charging Infrastructure as per Central Electricity Authority (CEA) Technical Requirements for Connection of Distributed Generation Sources, CEA Measures of Safety Regulations, 2010 and Ministry of Power Consolidated Guidelines and Standards for EV Charging Infrastructure, as amended from time to time".
3.For Constructions over 10,000 Sq.mt and above and in case of Group Housing Buildings where there are 100 units and above, the plumbing arrangement shall be made in a way that the potable water shall be used for drinking, cooking and bathing only and for rest of the uses, provision for dual piping system shall be made.
4.New building constructions shall have to properly demarcate sections within buildings and on rooftops for housing Broadband/digital connectivity infrastructure / antenna. These areas should have access to power supply for reliable, always on services. Further, Computer Telephony Integration (CTI) of a building shall include the common duct to access the common space used as telecomn room inside the building.
5.Occupancy Certificate to a building shall be granted only after ensuring that the CTI as per the prescribed standards is in place and an undertaking is given by the Architect or Engineer certifying that building has ensured common access to all digital infrastructure to all Service providers in accordance with plan of creation of CTI.

CONDITION:

1 TECHNICAL APPROVAL IS HERE BY ACCORDED FOR ___ <<REs/Comm/others>> Building ____ << floors>> in of plot nos. __ Sy. No: __ situated at in ____ Village & ___ Mandal, ___ District in proceeding letter subject to conditions mentioned on Approved Plan Vide No.___ Dt: ___.
2 All the conditions imposed in Lr. No. ________ Dt: ___ are to be strictly followed.
3 The applicant shall construct the Building as per Sanctioned Plan if any deviations made in setbacks, the 10.00 % mortgaged Built Up Area forfeited, the technical approved building plans will be withdrawn and cancelled without notice and action will be taken as per law.
4 The Cellar/Stilt floor shall be used for parking purpose only and should not be used for any other purposes as per the G.O.Ms.No. 168 MA Dt: 07-04-2012 and its ammendments.
5 The Builder/Developer should construct sump, septic tank and underground drainage as per ISI standards. In addition to the drainage system available.
6 That the applicant shall comply the conditions laid down in the G.O.Ms.No. 168 MA Dt: 07-04-2012 and its Amended Government Orders.
7 This permission does not bar any public agency including HMDA/Local Body to acquire the lands for public purpose as per Law.
8 The Builder/Developer/Owner shall be responsible and ensure that the fire safety, structural stability requirements of the proposed complex are in accordance with the A.P Fire Services Act — 1999.
9 Automatic Sprinkler system is to be provided if the basement area exceeds 200 Sq. Mtrs Electrical wiring and installation shall be certified by the electrical engineers to Ensure electrical fire safety.
10 Transformers shall be provided with 4 hours Rating fire resistant constructions as per Rule 15 (e) of A.P Apartments (Promotion of constructions and ownership) rules, 1987.
11 If any litigations/discrepancy arises in future regarding ownership documents, the applicant is whole responsible and not made party to HMDA or its employees and plans deemed to be withdrawn and cancelled.
12 The HMWS and SB and T.S. Transco not to provide the permanent connection till to produce the occupancy certificate from the Sanctioning Authority.
13 If in case above said conditions are not adhered HMDA/Local Authority can withdraw the said permission.
14 If any cases are pending in court of law with regard to the site U/R and have adverse orders, the permission granted shall be deemed to be withdrawn and cancelled.
15 The applicant/ developer is the whole responsible if any loss of human life or any damage occurs while constructing the building and after construction of building and have no rights to claim to HMDA and its employees shall not be held as a party to any such dispute/ litigations.
16 The HMDA reserve the right to cancel the permission, if it is found that the permission is obtained by false statement or misinterpretation or suppression of any material facts or rule.

OFFICER DETAILS	
OFFICER NAME :	
DESIGNATION :	
DATE AND TIME :	
APPROVAL NO:	SEAL OF APPROVAL
DATE OF APPROVAL :	
OWNER'S SIGNATURE	ARCHITECT'S SIGNATURE
BUILDER'S SIGNATURE	STRUCTURAL ENGINEER'S SIGNATURE

Note: All dimensions are in meters.

Project Title : PLAN SHOWING THE PROPOSED RESIDENTIAL APARTMENTS IN SY No's 167, 217, 218, 219, 220, 222/AA, 226, 227, 228, SITUATED AT KOLLUR VILLAGE AND R.C. PURAM MANDAL, UNDER TELLAPUR MUNICIPALITY, SANGAREDDY DIST. T.S.BELONGINGS TO:SRI. BOPPANA ATCHUTA RAO AND OTHERSREP BY THEIR DAIGPA HOLDERM/s ANVITA BUILDPRO LLPREP. BY ITS DESIGNATED PARTNERSRI.BOPPANA ATCHUTA RAO S/o BOPPANA BABU RAO

FILE DETAILS	
LTP NAME : MM DESIGNERS	
LTP LICENCE NO : na	DATE : 29-09-2023
FILE NO : TS/061734/2023	SHEET NO.: 2 / 10
SHEET NAME : Building Plan Details	

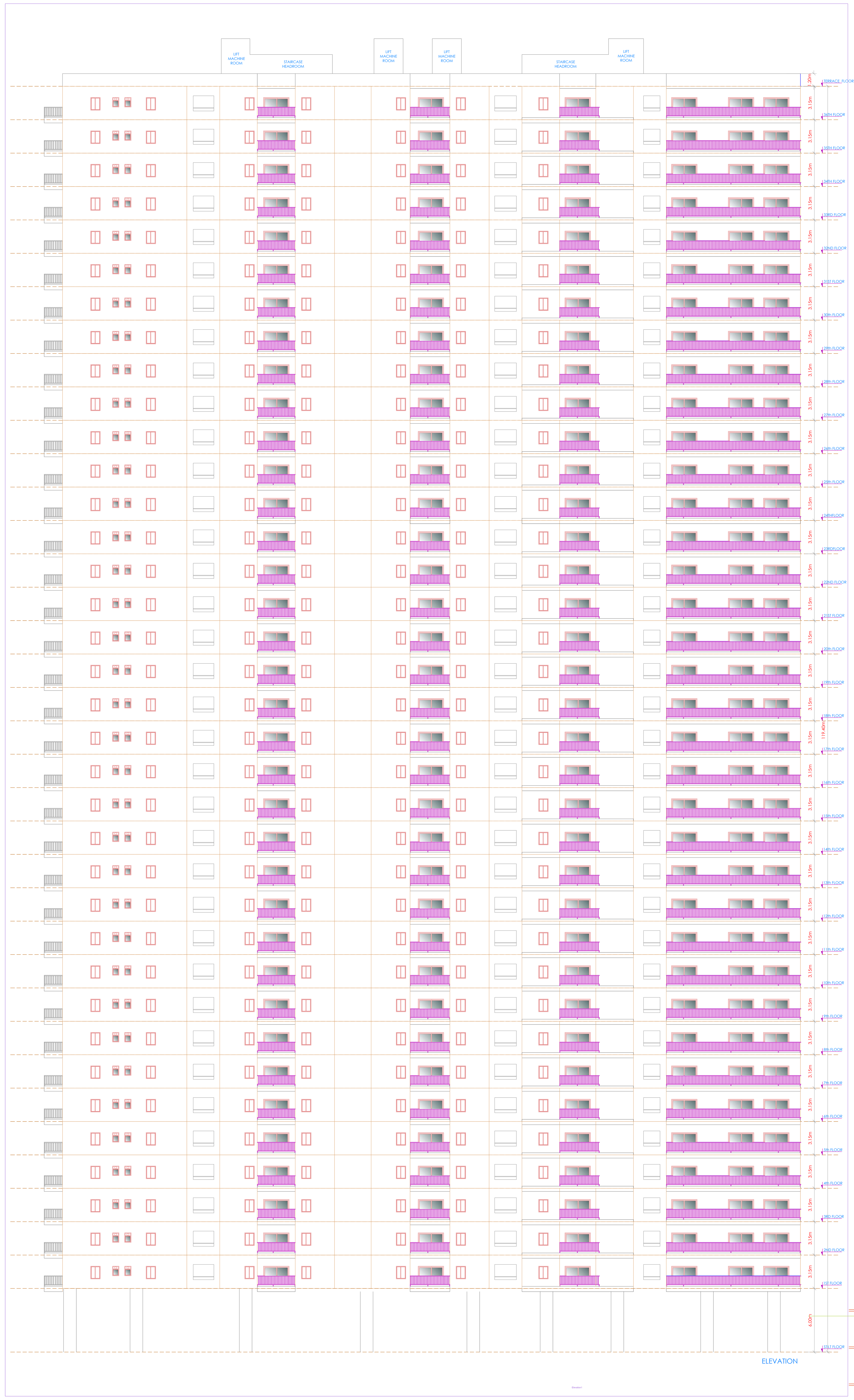

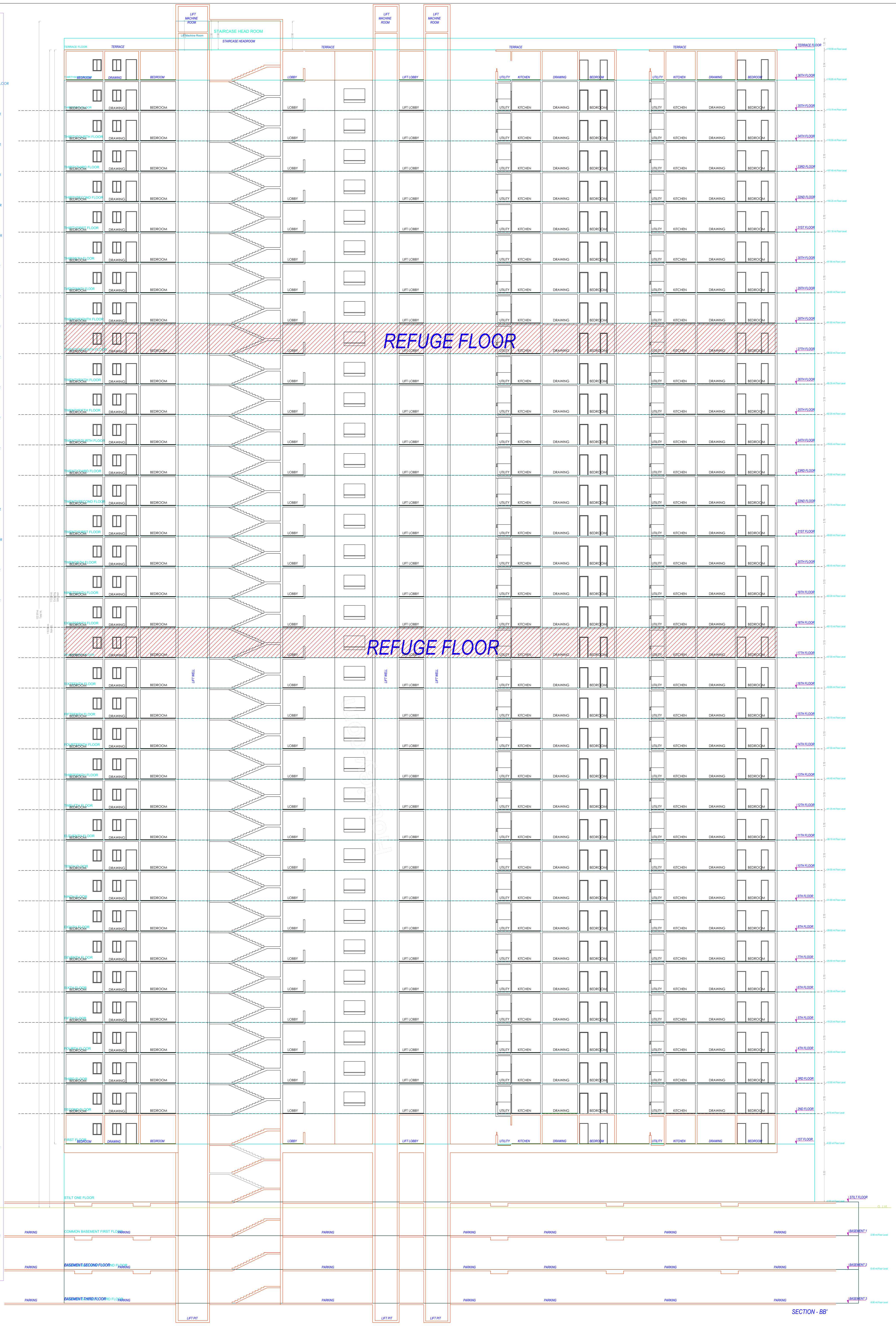

Balcony Calculations Table

FLOOR NAME	SIZE	TOTAL AREA
TYPICAL - 6- 16, 18- 26, 28, 30- 34 FLOOR PLAN	0.60 X 3.95 X 1 X 26	3909.36
	0.85 X 3.52 X 1 X 26	
	0.90 X 3.07 X 1 X 26	
	0.55 X 3.67 X 2 X 26	
	0.65 X 3.96 X 1 X 26	
	0.85 X 3.98 X 1 X 26	
	0.75 X 3.52 X 1 X 26	
	0.90 X 3.06 X 1 X 26	
	0.60 X 3.52 X 1 X 26	
	1.80 X 3.87 X 2 X 26	
	1.80 X 4.13 X 1 X 26	
	1.80 X 5.31 X 1 X 26	
	1.80 X 4.21 X 1 X 26	
	1.80 X 3.70 X 1 X 26	
	1.85 X 4.09 X 1 X 26	
	1.50 X 3.46 X 2 X 26	
	1.65 X 3.92 X 1 X 26	
	1.55 X 5.27 X 1 X 26	
	1.55 X 4.16 X 2 X 26	
	1.55 X 4.13 X 1 X 26	
	1.55 X 4.14 X 1 X 26	
	1.55 X 4.96 X 1 X 26	
	1.85 X 4.07 X 1 X 26	
	1.55 X 3.92 X 1 X 26	
TYPICAL - 17& 27 FLOOR PLAN	0.60 X 3.95 X 1 X 2	282.50
	0.85 X 3.52 X 1 X 2	
	0.90 X 3.07 X 1 X 2	
	0.55 X 3.67 X 2 X 2	
	0.65 X 3.96 X 1 X 2	
	0.85 X 3.98 X 1 X 2	
	0.90 X 3.06 X 1 X 2	
	0.60 X 3.52 X 1 X 2	
	1.80 X 3.87 X 2 X 2	
	1.80 X 4.13 X 1 X 2	
	1.80 X 5.31 X 1 X 2	
	1.80 X 4.21 X 1 X 2	
	1.80 X 3.70 X 1 X 2	
	1.85 X 4.09 X 1 X 2	
	1.50 X 3.46 X 2 X 2	
	1.55 X 5.27 X 1 X 2	
	1.55 X 4.16 X 2 X 2	
	1.55 X 4.13 X 1 X 2	
	1.55 X 4.14 X 1 X 2	
	1.55 X 4.96 X 1 X 2	
	1.85 X 4.07 X 1 X 2	
	1.55 X 3.92 X 1 X 2	
THIRTYFIFTH FLOOR PLAN	0.60 X 3.95 X 1	225.35
	0.85 X 3.52 X 1	
	0.90 X 3.07 X 1	
	0.55 X 3.67 X 2	
	0.65 X 3.96 X 1	
	0.85 X 3.98 X 1	
	0.75 X 3.52 X 1	
	0.90 X 3.06 X 1	
	0.60 X 3.52 X 1	
	1.80 X 3.87 X 2	
	1.80 X 4.13 X 1	
	1.80 X 5.31 X 1	
	1.80 X 4.21 X 1	
	1.80 X 3.70 X 1	
	1.85 X 12.50 X 1	
	1.50 X 10.00 X 2	
	1.65 X 11.50 X 1	
	1.55 X 13.55 X 1	
	1.55 X 13.26 X 1	
	1.85 X 12.49 X 1	
	1.55 X 11.50 X 1	
THIRTYSIXTH FLOOR PLAN	1.80 X 3.87 X 2	142.36
	1.80 X 5.31 X 1	
	1.80 X 4.21 X 1	
	1.80 X 4.03 X 2	
	1.55 X 4.31 X 1	
	1.55 X 5.27 X 1	
	1.55 X 4.08 X 1	
	1.55 X 3.90 X 1	
	1.55 X 3.43 X 2	
	1.55 X 4.81 X 1	
	1.55 X 4.02 X 1	
	1.80 X 4.12 X 1	
	1.80 X 3.43 X 1	
	1.80 X 3.51 X 1	
	1.80 X 4.81 X 1	
	1.80 X 4.33 X 1	
	1.80 X 4.96 X 1	
TYPICAL - 1- 5 FLOOR PLAN	0.60 X 3.95 X 1 X 5	751.80
	0.85 X 3.52 X 1 X 5	
	0.90 X 3.07 X 1 X 5	
	0.55 X 3.67 X 2 X 5	
	0.65 X 3.96 X 1 X 5	
	0.85 X 3.98 X 1 X 5	
	0.75 X 3.52 X 1 X 5	
	0.90 X 3.06 X 1 X 5	
	0.60 X 3.52 X 1 X 5	
	1.80 X 3.87 X 2 X 5	
	1.80 X 4.13 X 1 X 5	
	1.80 X 5.31 X 1 X 5	
	1.80 X 4.21 X 1 X 5	
	1.80 X 3.70 X 1 X 5	
	1.85 X 4.09 X 1 X 5	
	1.50 X 3.46 X 2 X 5	
	1.65 X 3.92 X 1 X 5	
	1.55 X 5.27 X 1 X 5	
	1.55 X 4.16 X 2 X 5	
	1.55 X 4.13 X 1 X 5	
	1.55 X 4.14 X 1 X 5	
	1.55 X 4.96 X 1 X 5	
	1.85 X 4.07 X 1 X 5	
	1.55 X 3.92 X 1 X 5	
TWENTYNINTH FLOOR PLAN	0.60 X 3.95 X 1	150.36
	0.85 X 3.52 X 1	
	0.90 X 3.07 X 1	
	0.55 X 3.67 X 2	
	0.65 X 3.96 X 1	
	0.85 X 3.98 X 1	
	0.75 X 3.52 X 1	
	0.90 X 3.06 X 1	
	0.60 X 3.52 X 1	
	1.80 X 3.87 X 2	
	1.80 X 4.13 X 1	
	1.80 X 5.31 X 1	
	1.80 X 4.21 X 1	
	1.80 X 3.70 X 1	
	1.85 X 4.09 X 1	
	1.50 X 3.46 X 2	
	1.65 X 3.92 X 1	
	1.55 X 5.27 X 1	
	1.55 X 4.16 X 2	
	1.55 X 4.13 X 1	
	1.55 X 4.14 X 1	
	1.55 X 4.96 X 1	
	1.85 X 4.07 X 1	
	1.55 X 3.92 X 1	
Total	-	5461.73

BUILDING :F (PROPOSED)

FLOOR NAME	TOTAL BUA	DEDUCTIONS			NET BUA	TNMTS.	PARKING AREA	NO OF STACK	NET PARKING
		VOID	ACCES.	DOUBLE HT.	RESI.				
STILT ONE FLOOR	1541.20	1185.60	132.60	0.00	0.00	00	355.60	1	355.60
FIRST FLOOR	1798.50	18.61	0.00	0.00	1779.89	10	0.00	0	0.00
SECOND FLOOR	1798.50	18.61	0.00	0.00	1779.89	10	0.00	0	0.00
THIRD FLOOR	1798.50	18.61	0.00	0.00	1779.89	10	0.00	0	0.00
FOURTH FLOOR	1798.50	18.61	0.00	0.00	1779.89	10	0.00	0	0.00
FIFTH FLOOR	1798.50	18.61	0.00	0.00	1779.89	10	0.00	0	0.00
SIXTH FLOOR	1798.50	18.61	0.00	0.00	1779.89	10	0.00	0	0.00
SEVENTH FLOOR	1798.50	18.61	0.00	0.00	1779.89	10	0.00	0	0.00
EIGHTH FLOOR	1798.50	18.61	0.00	0.00	1779.89	10	0.00	0	0.00
NINTH FLOOR	1798.50	18.61	0.00	0.00	1779.89	10	0.00	0	0.00
TENTH FLOOR	1798.50	18.61	0.00	0.00	1779.89	10	0.00	0	0.00
ELEVENTH FLOOR	1798.50	18.61	0.00	0.00	1779.89	10	0.00	0	0.00
TWELFTH FLOOR	1798.50	18.61	0.00	0.00	1779.89	10	0.00	0	0.00
THIRTEENTH FLOOR	1798.50	18.61	0.00	0.00	1779.89	10	0.00	0	0.00
FOURTEENTH FLOOR	1798.50	18.61	0.00	0.00	1779.89	10	0.00	0	0.00
FIFTEENTH FLOOR	1798.50	18.61	0.00	0.00	1779.89	10	0.00	0	0.00
SIXTEENTH FLOOR	1798.50	18.61	0.00	0.00	1779.89	10	0.00	0	0.00
SEVENTEENTH FLOOR	1798.51	18.61	0.00	0.00	1779.90	09	0.00	0	0.00
EIGHTEENTH FLOOR	1798.50	18.61	0.00	0.00	1779.89	10	0.00	0	0.00
NINETEENTH FLOOR	1798.50	18.61	0.00	0.00	1779.89	10	0.00	0	0.00
TWENTIETH FLOOR	1798.50	18.61	0.00	0.00	1779.89	10	0.00	0	0.00
TWENTYFIRST FLOOR	1798.50	18.61	0.00	0.00	1779.89	10	0.00	0	0.00
TWENTYSECOND FLOOR	1798.50	18.61	0.00	0.00	1779.89	10	0.00	0	0.00
TWENTYTHIRD FLOOR	1798.50	18.61	0.00	0.00	1779.89	10	0.00	0	0.00
TWENTYFOURTH FLOOR	1798.50	18.61	0.00	0.00	1779.89	10	0.00	0	0.00
TWENTYFIFTH FLOOR	1798.50	18.61	0.00	0.00	1779.89	10	0.00	0	0.00
TWENTYSIXTH FLOOR	1798.50	18.61	0.00	0.00	1779.89	10	0.00	0	0.00
TWENTYSEVENTH FLOOR	1798.51	18.61	0.00	0.00	1779.90	09	0.00	0	0.00
TWENTYEIGHTH FLOOR	1798.50	18.61	0.00	0.00	1779.89	10	0.00	0	0.00
TWENTYNINTH FLOOR	1798.50	18.61	0.00	0.00	1779.89	10	0.00	0	0.00
THIRTIETH FLOOR	1798.50	18.61	0.00	0.00	1779.89	10	0.00	0	0.00
THIRTYFIRST FLOOR	1798.50	18.61	0.00	0.00	1779.89	10	0.00	0	0.00
THIRTYSECOND FLOOR	1798.50	18.61	0.00	0.00	1779.89	10	0.00	0	0.00
THIRTYTHIRD FLOOR	1798.50	18.61	0.00	0.00	1779.89	10	0.00	0	0.00
THIRTYFOURTH FLOOR	1798.50	18.61	0.00	0.00	1779.89	10	0.00	0	0.00
THIRTYFIFTH FLOOR	1873.48	18.61	0.00	0.00	1854.87	10	0.00	0	0.00
THIRTYSIXTH FLOOR	1697.24	18.61	0.00	56.16	1678.63	00	0.00	0	0.00
TERRACE FLOOR	20.97	0.00	20.97	0.00	0.00	00	0.00	0	0.00
TOTAL	66281.91	1855.56	153.57	56.16	64049.78	348	355.60		355.60
TOTAL NO OF BLDG	1								
TOTAL	66281.91	1855.56	153.57	56.16	64049.78	348	355.60		355.60

ISO_full_bleed_4A0_(1682.00_x_2378.00_MM)

SCHEDULE OF JOINERY

BUILDING NAME	NAME	L X H	NOS
F (PROPOSED)	D2	0.70 X 2.10	01
F (PROPOSED)	D2	0.75 X 2.10	106
F (PROPOSED)	D1	0.90 X 2.10	1950
F (PROPOSED)	D1	0.94 X 2.10	01
F (PROPOSED)	D1	1.00 X 2.10	820

SCHEDULE OF JOINERY

BUILDING NAME	NAME	L X H	NOS
F (PROPOSED)	KW	1.20 X 1.80	141
F (PROPOSED)	V1	1.20 X 2.00	1362
F (PROPOSED)	SD1	1.80 X 2.80	289
F (PROPOSED)	W1	1.80 X 2.90	1463
F (PROPOSED)	SD	3.07 X 2.80	72
F (PROPOSED)	SD	3.50 X 2.80	286

GENERAL CONDITIONS:

1.A dual piping system is a type of plumbing system where two separate sets of pipes are installed to distribute water in a building. One set of pipes carries potable or drinking water, while the other set of pipes carries non-potable or reclaimed water. The potable water pipes are connected to the main water supply and distribute water for drinking, cooking, and bathing. The non-potable or reclaimed water pipes carry water that has been treated and recycled from sources like rainwater, greywater from sinks and showers, or treated wastewater.
2.Parking places in buildings shall be provided with Electric Vehicle Charging Infrastructure as per Central Electricity Authority (CEA) Technical Requirements for Connection of Distributed Generation Sources, CEA Measures of Safety Regulations, 2010 and Ministry of Power Consolidated Guidelines and Standards for EV Charging Infrastructure, as amended from time to time".
3.For Constructions over 10,000 Sq.mt and above and in case of Group Housing Buildings where there are 100 units and above, the plumbing arrangement shall be made in a way that the potable water shall be used for drinking, cooking and bathing only and for rest of the uses, provision for dual piping system shall be made.
4.New building constructions shall have to properly demarcate sections within buildings and on rooftops for housing Broadband/digital connectivity infrastructure / antenna. These areas should have access to power supply for reliable, always on services. Further, Computer Telephony Integration (CTI) of a building shall include the common duct to access the common space used as telecomn room inside the building.
5.Occupancy Certificate to a building shall be granted only after ensuring that the CTI as per the prescribed standards is in place and an undertaking is given by the Architect or Engineer certifying that building has ensured common access to all digital infrastructure to all Service providers in accordance with plan of creation of CTI.

CONDITION:

1 TECHNICAL APPROVAL IS HERE BY ACCORDED FOR ___ <<REs/Comm/others>> Building ____ << floors>> in of plot nos. __ Sy. No: __ situated at in ____ Village & ___ Mandal, ___ District in proceeding letter subject to conditions mentioned on Approved Plan Vide No.___ Dt: ___.
2 All the conditions imposed in Lr. No. ________ Dt: ___ are to be strictly followed.
3 The applicant shall construct the Building as per Sanctioned Plan if any deviations made in setbacks, the 10.00 % mortgaged Built Up Area forfeited, the technical approved building plans will be withdrawn and cancelled without notice and action will be taken as per law.
4 The Cellar/Stilt floor shall be used for parking purpose only and should not be used for any other purposes as per the G.O.Ms.No. 168 MA Dt: 07-04-2012 and its ammendments.
5 The Builder/Developer should construct sump, septic tank and underground drainage as per ISI standards. In addition to the drainage system available.
6 That the applicant shall comply the conditions laid down in the G.O.Ms.No. 168 MA Dt: 07-04-2012 and its Amended Government Orders.
7 This permission does not bar any public agency including HMDA/Local Body to acquire the lands for public purpose as per Law.
8 The Builder/Developer/Owner shall be responsible and ensure that the fire safety, structural stability requirements of the proposed complex are in accordance with the A.P Fire Services Act — 1999.
9 Automatic Sprinkler system is to be provided if the basement area exceeds 200 Sq. Mtrs Electrical wiring and installation shall be certified by the electrical engineers to Ensure electrical fire safety.
10 Transformers shall be provided with 4 hours Rating fire resistant constructions as per Rule 15 (e) of A.P Apartments (Promotion of constructions and ownership) rules, 1987.
11 If any litigations/discrepancy arises in future regarding ownership documents, the applicant is whole responsible and not made party to HMDA or its employees and plans deemed to be withdrawn and cancelled.
12 The HMWS and SB and T.S. Transco not to provide the permanent connection till to produce the occupancy certificate from the Sanctioning Authority.
13 If in case above said conditions are not adhered HMDA/Local Authority can withdraw the said permission.
14 If any cases are pending in court of law with regard to the site U/R and have adverse orders, the permission granted shall be deemed to be withdrawn and cancelled.
15 The applicant/ developer is the whole responsible if any loss of human life or any damage occurs while constructing the building and after construction of building and have no rights to claim to HMDA and its employees shall not be held as a party to any such dispute/ litigations.
16 The HMDA reserve the right to cancel the permission, if it is found that the permission is obtained by false statement or misinterpretation or suppression of any material facts or rule.

OFFICER DETAILS	
OFFICER NAME :	
DESIGNATION :	
DATE AND TIME :	
APPROVAL NO:	SEAL OF APPROVAL
DATE OF APPROVAL :	
OWNER'S SIGNATURE	ARCHITECT'S SIGNATURE
BUILDER'S SIGNATURE	STRUCTURAL ENGINEER'S SIGNATURE

Note: All dimensions are in meters.

Project Title : PLAN SHOWING THE PROPOSED RESIDENTIAL APARTMENTS IN SY No's 167, 217, 218, 219, 220, 222/AA, 226, 227, 228, SITUATED AT KOLLUR VILLAGE AND R.C. PURAM MANDAL, UNDER TELLAPUR MUNICIPALITY, SANGAREDDY DIST. T.S.BELONGINGS TO:SRI. BOPPANA ATCHUTA RAO AND OTHERSREP BY THEIR DAIGPA HOLDERM/s ANVITA BUILDPRO LLPREP. BY ITS DESIGNATED PARTNERSRI.BOPPANA ATCHUTA RAO S/o BOPPANA BABU RAO

FILE DETAILS	
LTP NAME : MM DESIGNERS	
LTP LICENCE NO : na	DATE : 29-09-2023
FILE NO : TS/061734/2023	SHEET NO.: 3 / 10
SHEET NAME : Building Plan Details	

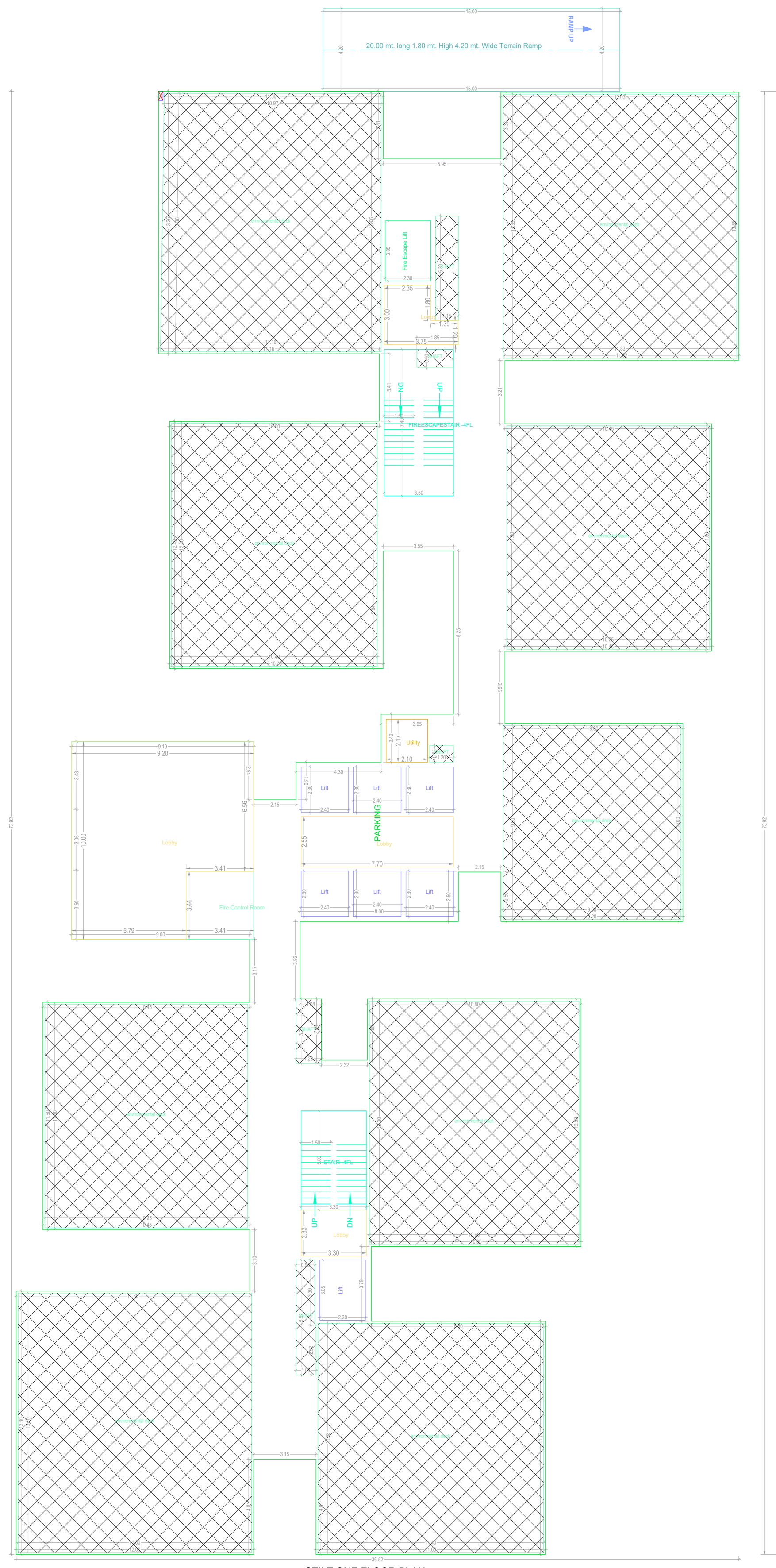

STILT ONE FLOOR PLAN
(SCALE 1:100)

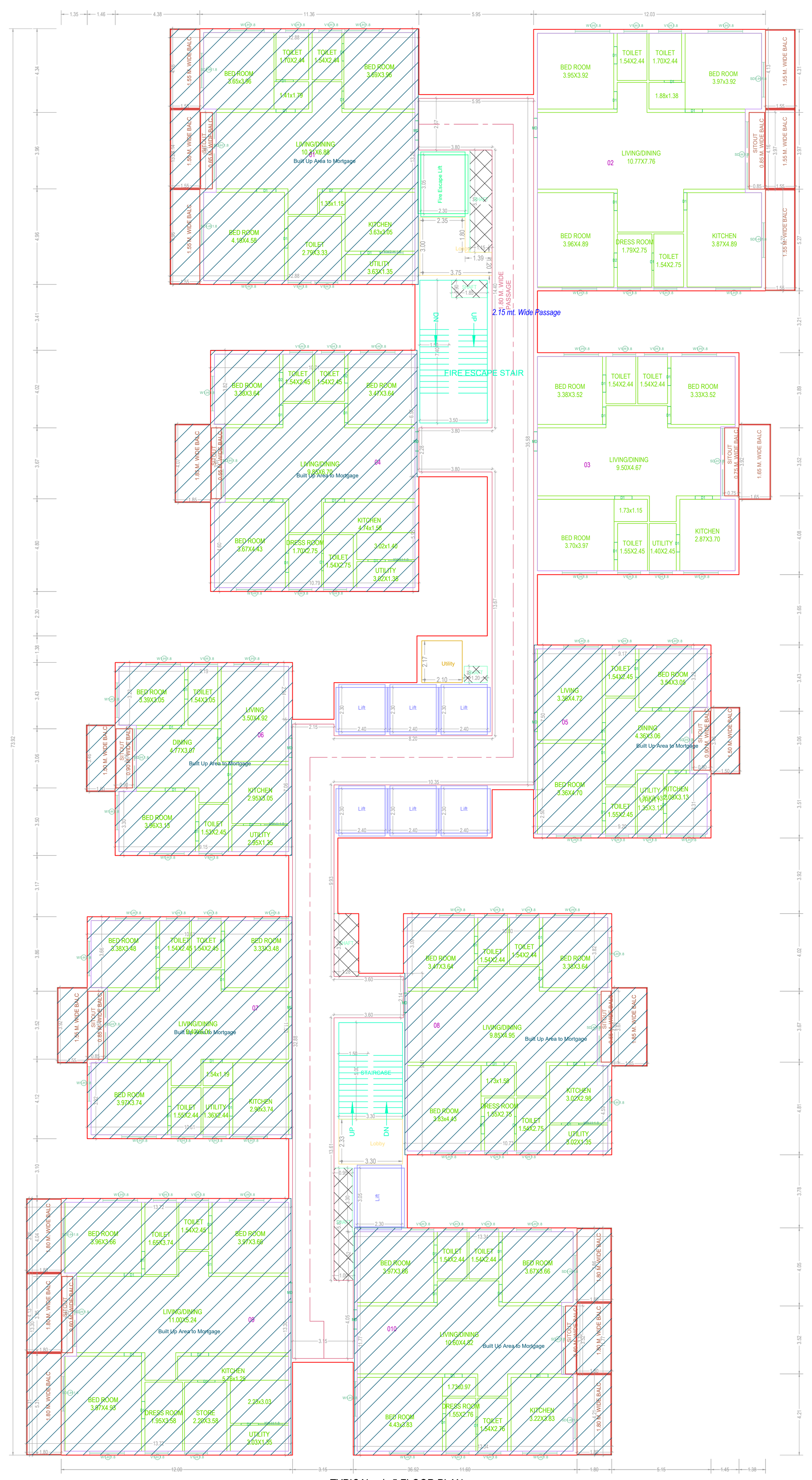

TYPICAL - 1- 5 FLOOR PLAN
(Proposed)
(SCALE 1:100)

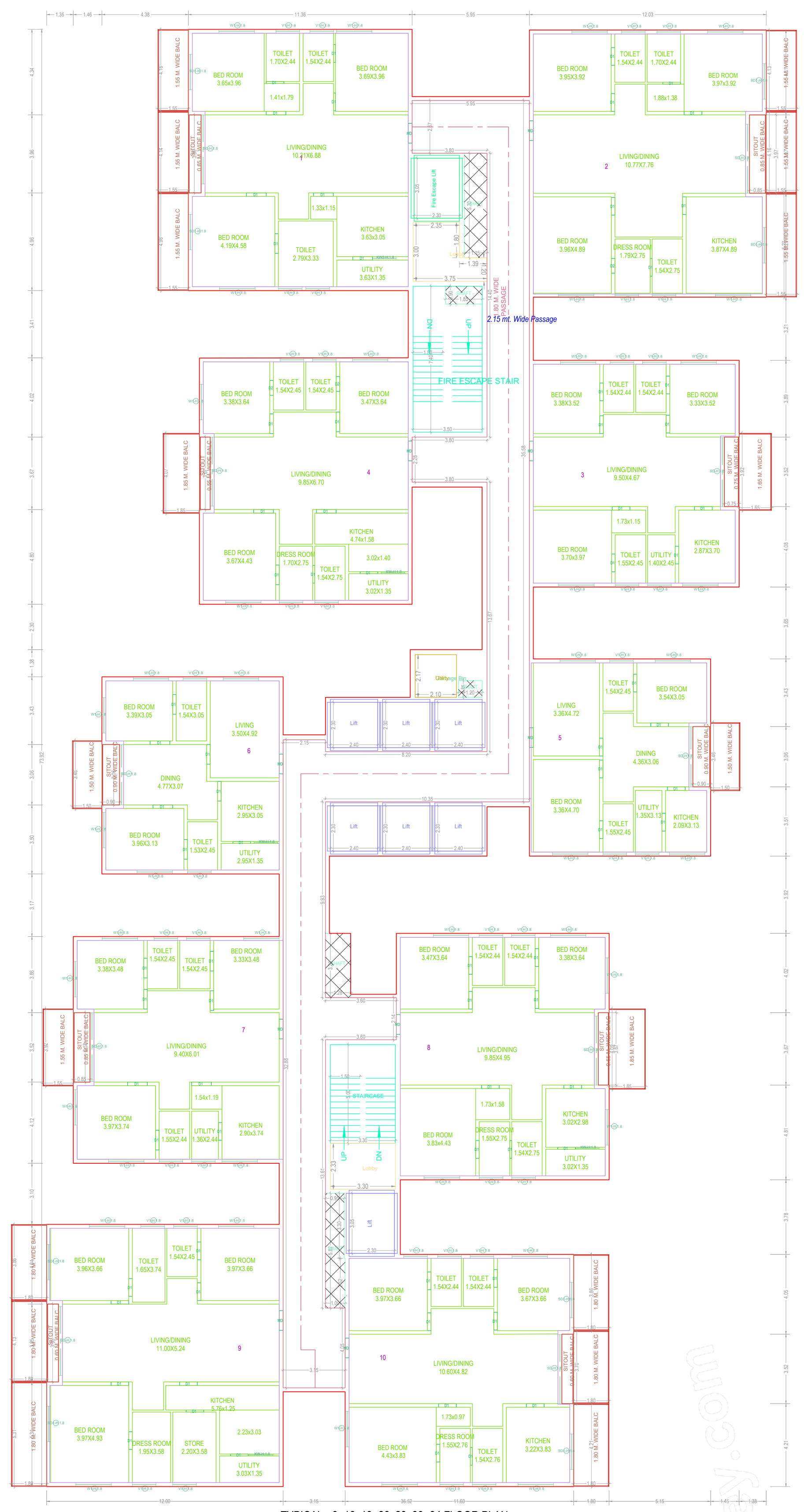

TYPICAL - 6- 16, 18- 26, 28, 30- 34 FLOOR PLAN
(Proposed)
(SCALE 1:100)

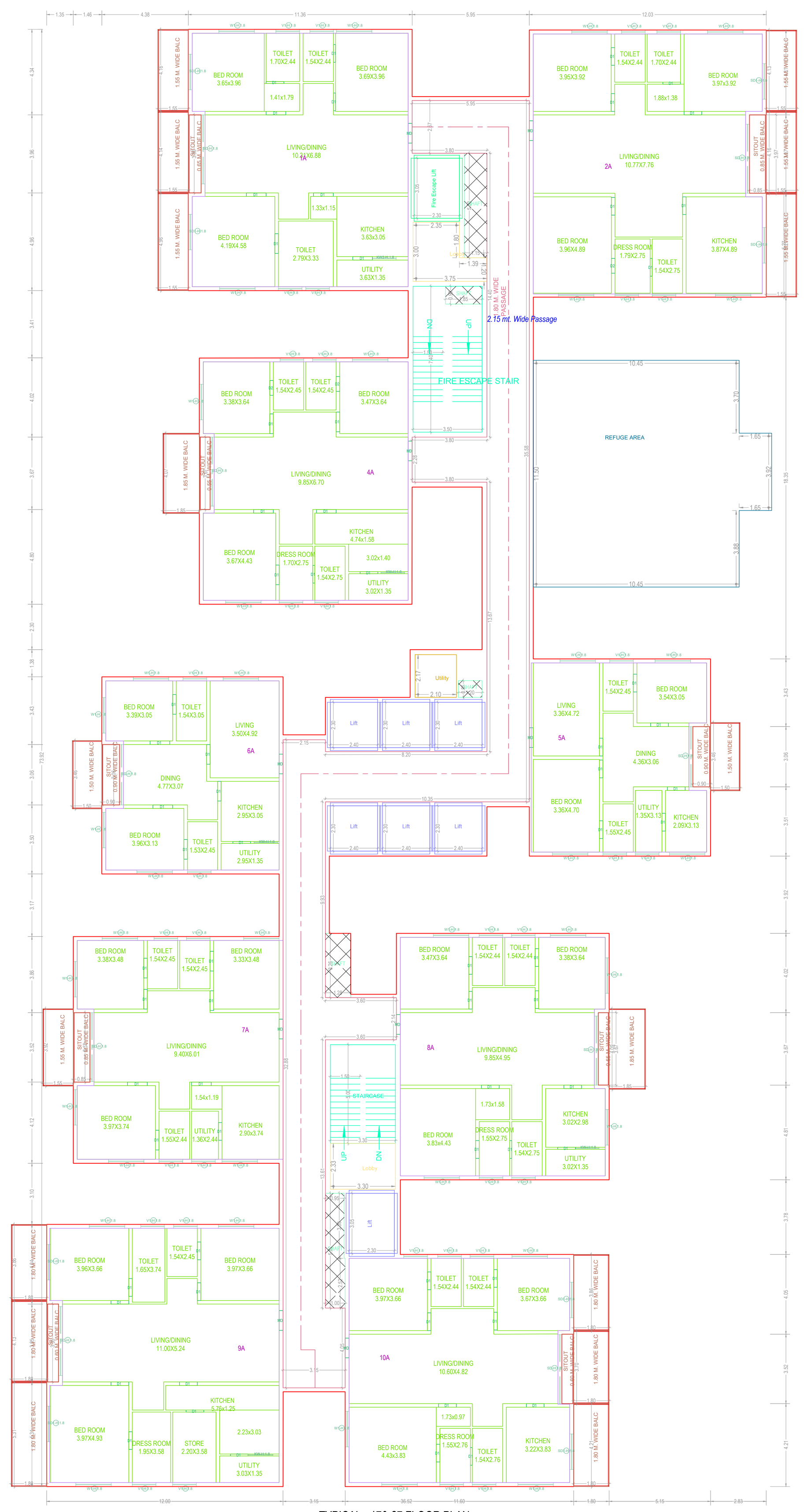

TYPICAL - 17& 27 FLOOR PLAN
(Proposed)
(SCALE 1:100)

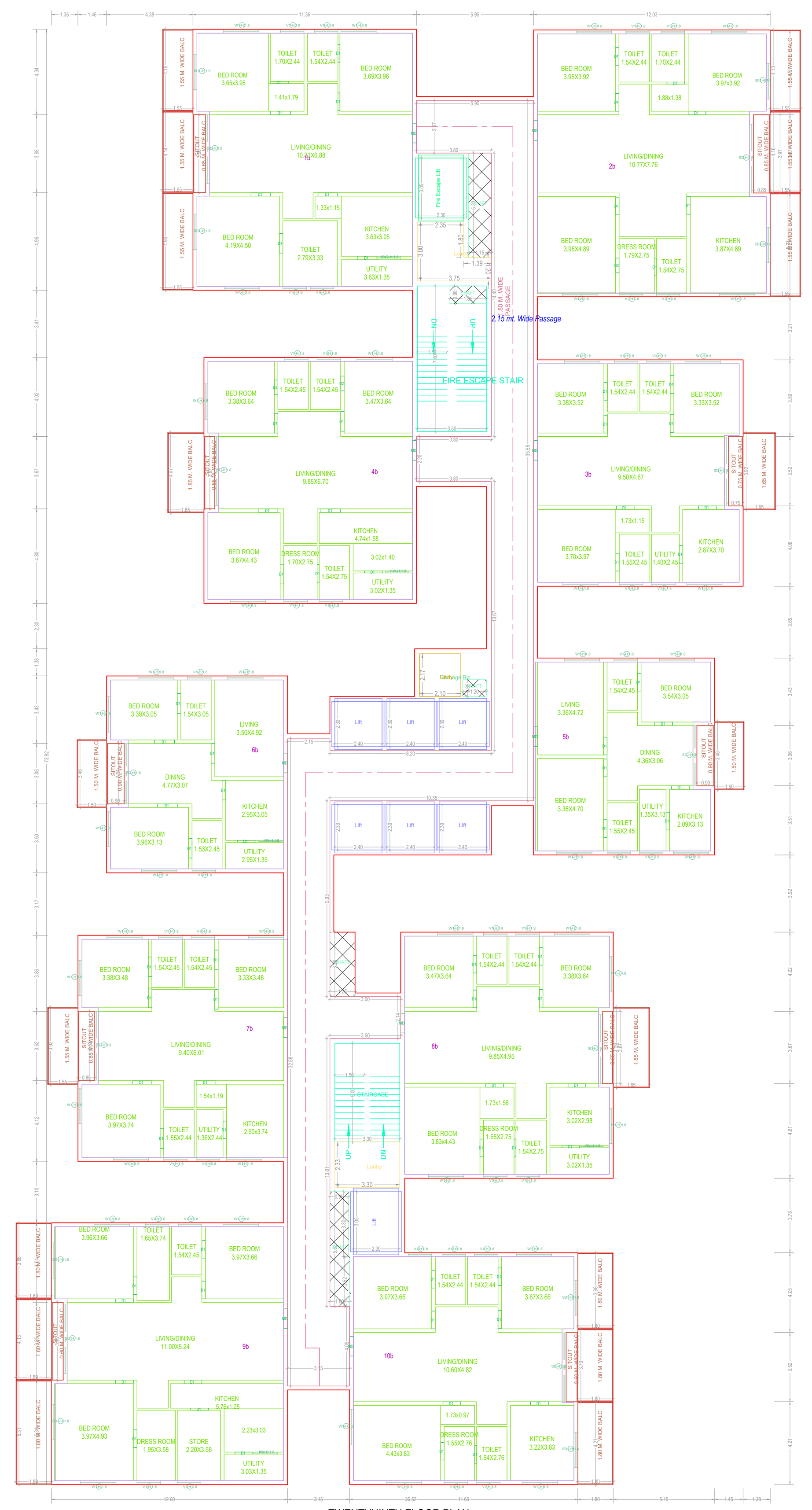

TWENTYNINTH FLOOR PLAN
(Proposed)
(SCALE 1:100)

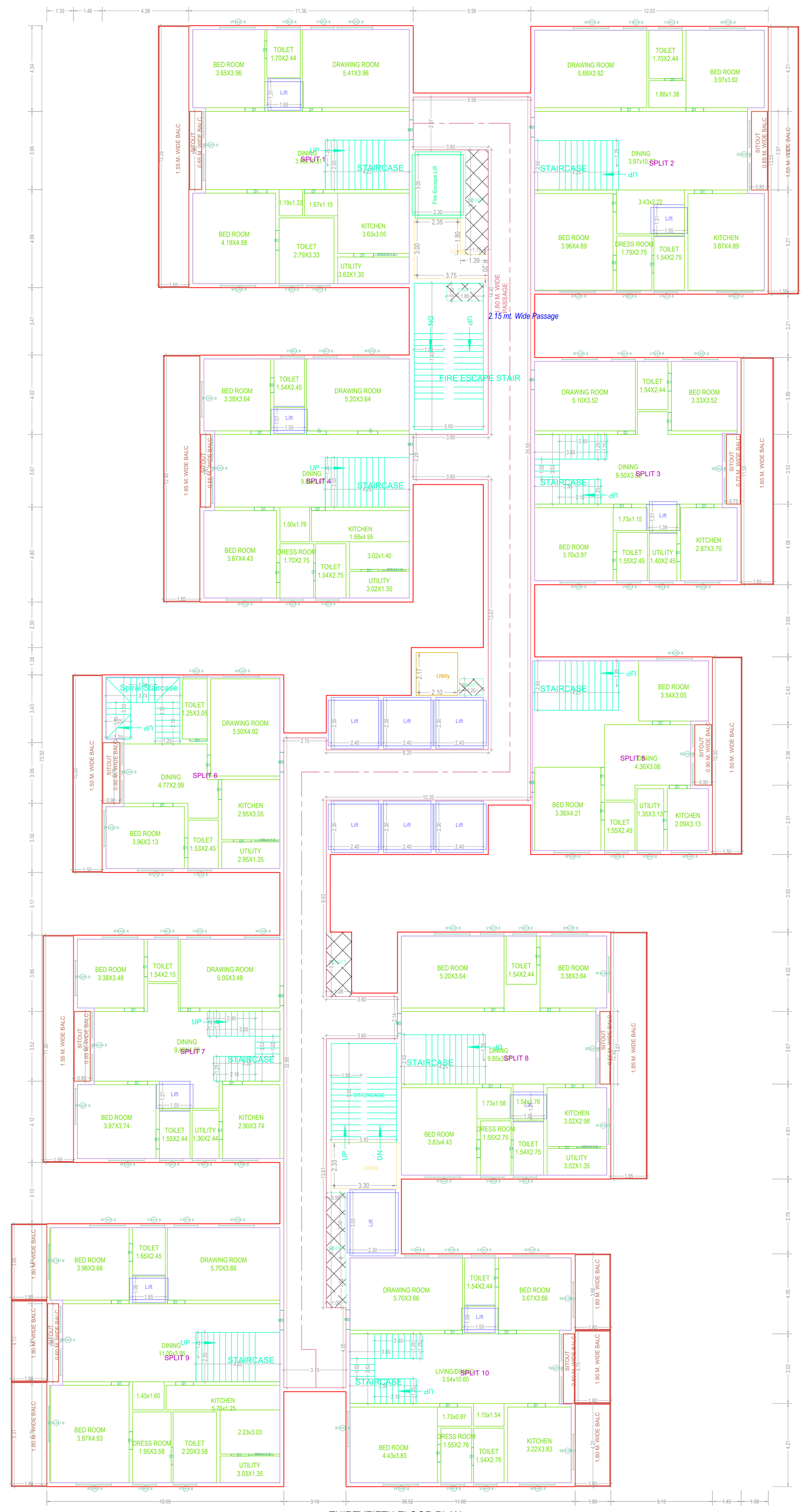

THIRTYFIFTH FLOOR PLAN
(Proposed)
(SCALE 1:100)

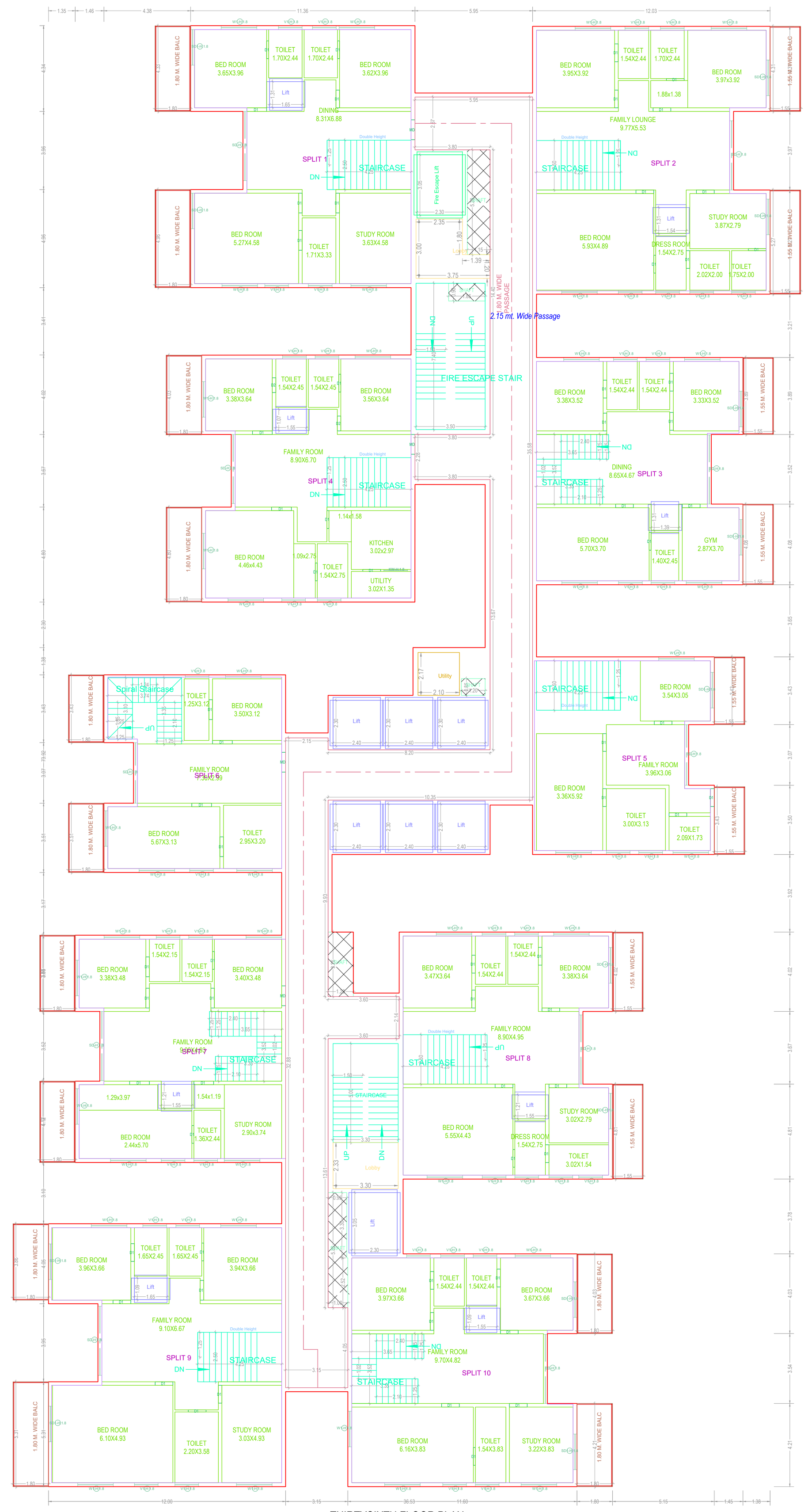

THIRTYSIXTH FLOOR PLAN
(Proposed)
(SCALE 1:100)

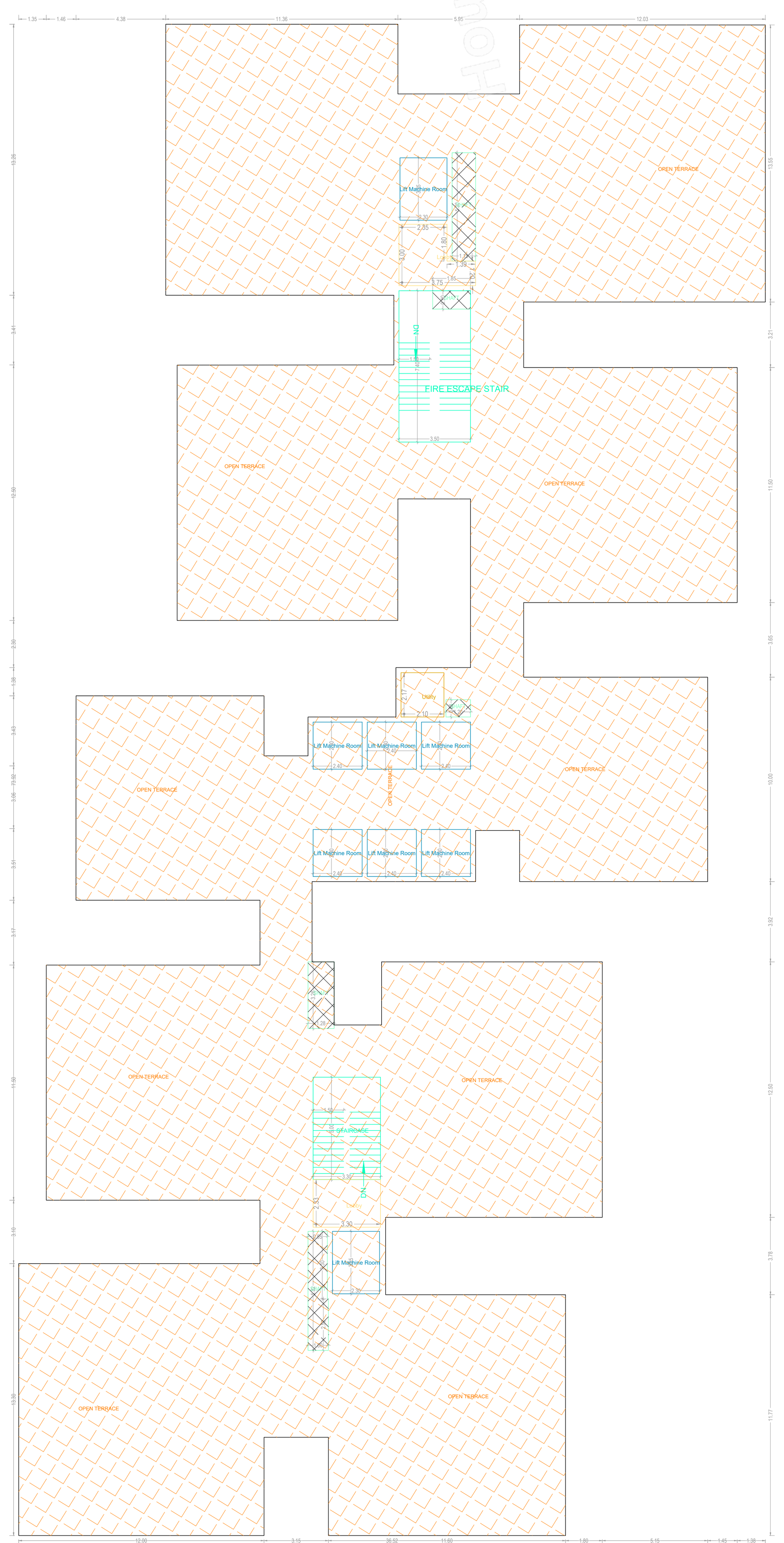

TERRACE FLOOR PLAN
(SCALE 1:100)

OFFICER DETAILS	
OFFICER NAME :	
DESIGNATION :	
DATE AND TIME :	
APPROVAL NO:	SEAL OF APPROVAL
DATE OF APPROVAL :	
OWNER'S SIGNATURE	ARCHITECT'S SIGNATURE
BUILDER'S SIGNATURE	STRUCTURAL ENGINEER'S SIGNATURE

Note: All dimensions are in meters.

Project Title : PLAN SHOWING THE PROPOSED RESIDENTIAL APARTMENTS IN SY No's 167, 217, 218, 219, 220, 222/AA, 226, 227, 228, SITUATED AT KOLLUR VILLAGE AND R.C. PURAM MANDAL, UNDER TELLAPUR MUNICIPALITY, SANGAREDDY DIST. T.S.BELONGINGS TO:SRI. BOPPANA ATCHUTA RAO AND OTHERSREP BY THEIR DAIGPA HOLDERM/s ANVITA BUILDPRO LLPREP. BY ITS DESIGNATED PARTNERSRI.BOPPANA ATCHUTA RAO S/o BOPPANA BABU RAO

FILE DETAILS	
LTP NAME : MM DESIGNERS	
LTP LICENCE NO : na	DATE : 29-09-2023
FILE NO : TS/061734/2023	SHEET NO.: 4 / 10
SHEET NAME : Building Plan Details	

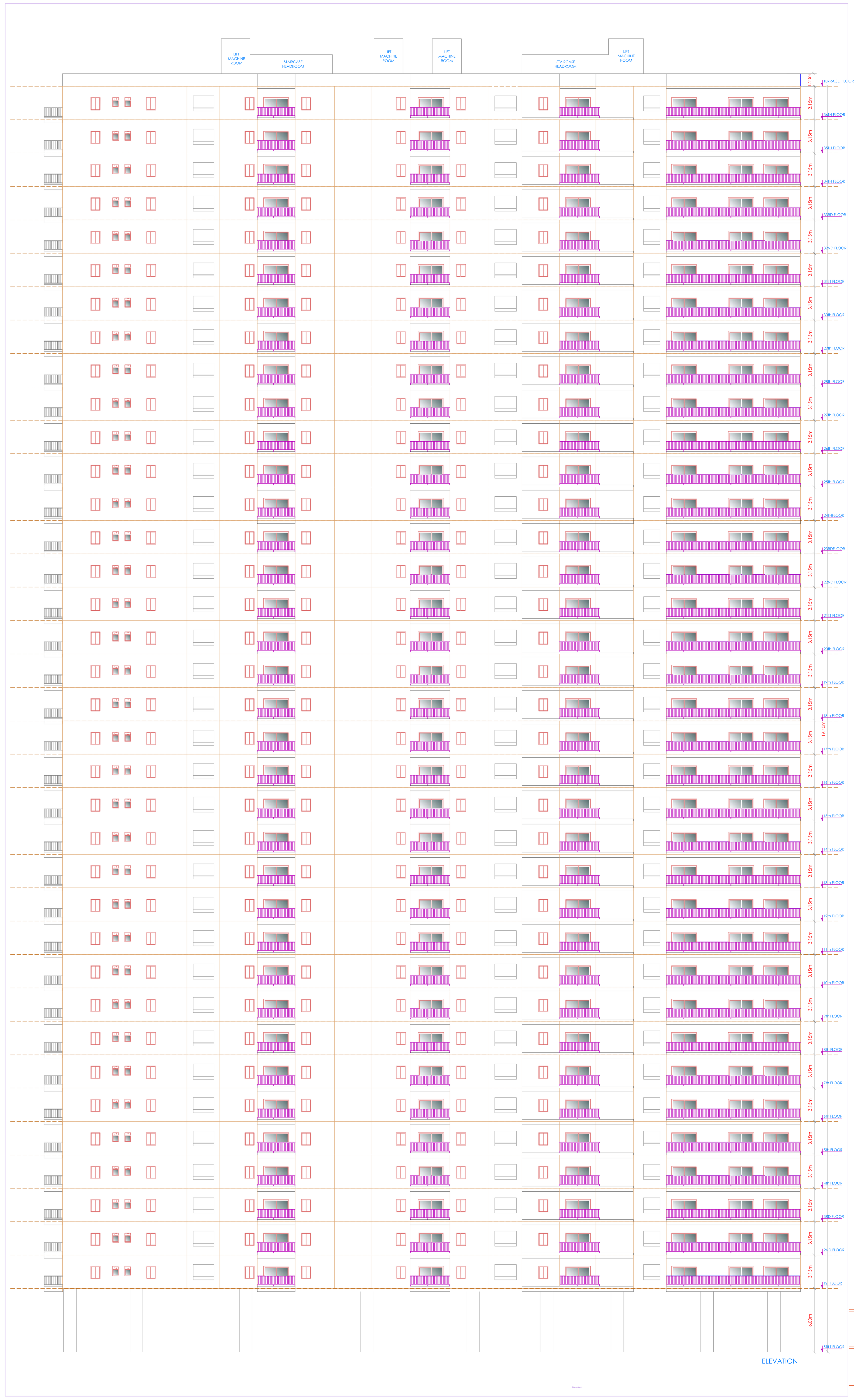

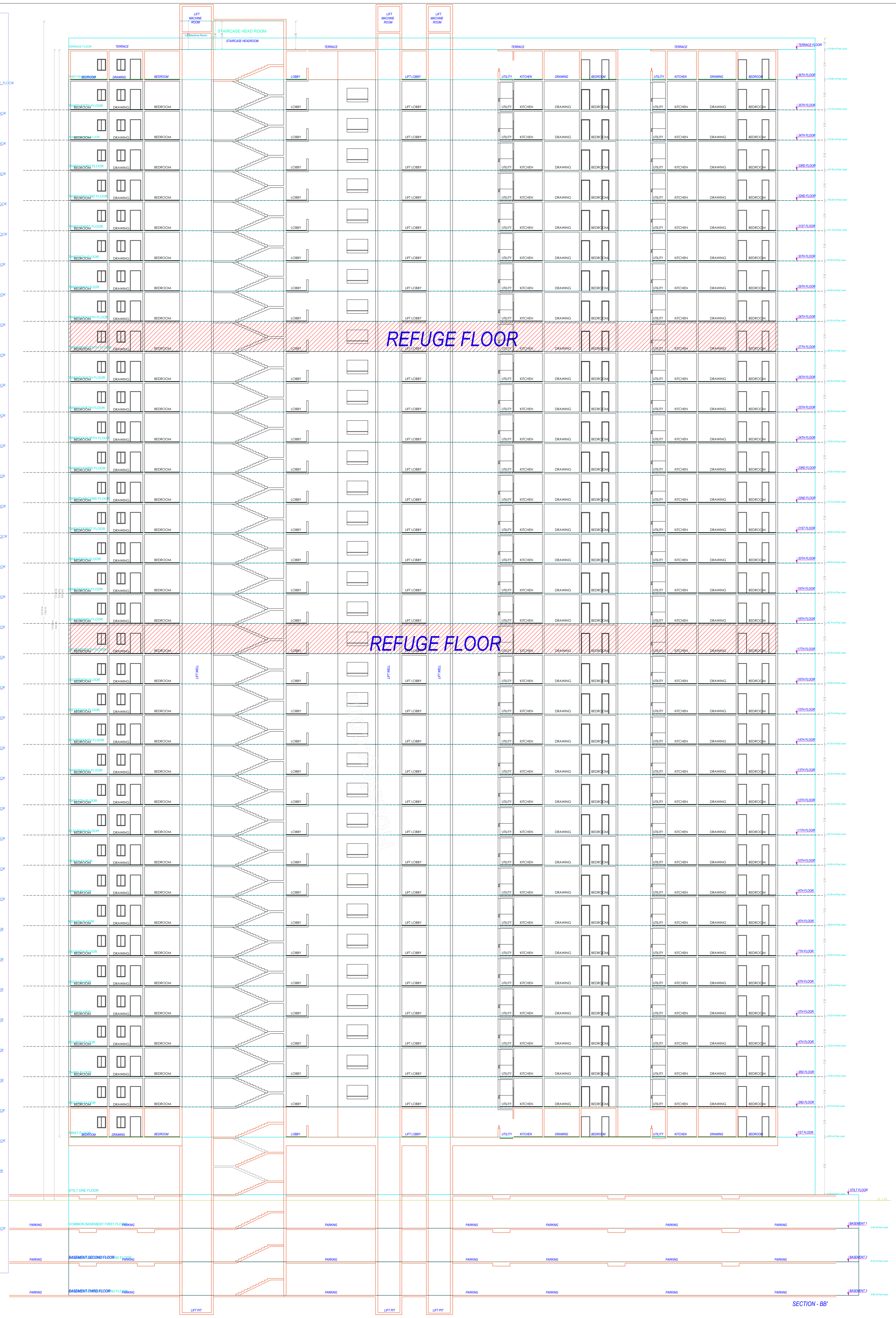

BUILDING :C (PROPOSED)

FLOOR NAME	GROSS BUA	Deductions From Gross Built up Area(Area in Sq.mt.) COURTYARD	TOTAL BUA	DEDUCTIONS VOID	DEDUCTIONS ACCES.	DEDUCTIONS DOUBLE HT.	NET BUA RESI.	TNMTS.	PARKING AREA	NO OF STACK	NET PARKING
STILT ONE FLOOR	1577.79	36.64	1541.15	1094.55	164.27	0.00	0.00	00	446.60	1	446.60
FIRST FLOOR	1824.76	36.64	1788.12	19.13	0.00	0.00	1768.99	10	0.00	0	0.00
SECOND FLOOR	1824.76	36.64	1788.12	19.13	0.00	0.00	1768.99	10	0.00	0	0.00
THIRD FLOOR	1824.76	36.64	1788.12	19.13	0.00	0.00	1768.99	10	0.00	0	0.00
FOURTH FLOOR	1824.76	36.64	1788.12	19.13	0.00	0.00	1768.99	10	0.00	0	0.00
FIFTH FLOOR	1824.76	36.64	1788.12	19.13	0.00	0.00	1768.99	10	0.00	0	0.00
SIXTH FLOOR	1824.76	36.64	1788.12	19.13	0.00	0.00	1768.99	10	0.00	0	0.00
SEVENTH FLOOR	1824.76	36.64	1788.12	19.13	0.00	0.00	1768.99	10	0.00	0	0.00
EIGHTH FLOOR	1824.76	36.64	1788.12	19.13	0.00	0.00	1768.99	10	0.00	0	0.00
NINTH FLOOR	1824.76	36.64	1788.12	19.13	0.00	0.00	1768.99	10	0.00	0	0.00
TENTH FLOOR	1824.76	36.64	1788.12	19.13	0.00	0.00	1768.99	10	0.00	0	0.00
ELEVENTH FLOOR	1824.76	36.64	1788.12	19.13	0.00	0.00	1768.99	10	0.00	0	0.00
TWELFTH FLOOR	1824.76	36.64	1788.12	19.13	0.00	0.00	1768.99	10	0.00	0	0.00
THIRTEENTH FLOOR	1824.76	36.64	1788.12	19.13	0.00	0.00	1768.99	10	0.00	0	0.00
FOURTEENTH FLOOR	1824.76	36.64	1788.12	19.13	0.00	0.00	1768.99	10	0.00	0	0.00
FIFTEENTH FLOOR	1824.76	36.64	1788.12	19.13	0.00	0.00	1768.99	10	0.00	0	0.00
SIXTEENTH FLOOR	1824.76	36.64	1788.12	19.13	0.00	0.00	1768.99	10	0.00	0	0.00
SEVENTEENTH FLOOR	1824.75	36.64	1788.11	19.13	0.00	0.00	1768.98	09	0.00	0	0.00
EIGHTEENTH FLOOR	1824.76	36.64	1788.12	19.13	0.00	0.00	1768.99	10	0.00	0	0.00
NINETEENTH FLOOR	1824.76	36.64	1788.12	19.13	0.00	0.00	1768.99	10	0.00	0	0.00
TWENTIETH FLOOR	1824.76	36.64	1788.12	19.13	0.00	0.00	1768.99	10	0.00	0	0.00
TWENTYFIRST FLOOR	1824.76	36.64	1788.12	19.13	0.00	0.00	1768.99	10	0.00	0	0.00
TWENTYSECOND FLOOR	1824.76	36.64	1788.12	19.13	0.00	0.00	1768.99	10	0.00	0	0.00
TWENTYTHIRD FLOOR	1824.76	36.64	1788.12	19.13	0.00	0.00	1768.99	10	0.00	0	0.00
TWENTYFOURTH FLOOR	1824.76	36.64	1788.12	19.13	0.00	0.00	1768.99	10	0.00	0	0.00
TWENTYFIFTH FLOOR	1824.76	36.64	1788.12	19.13	0.00	0.00	1768.99	10	0.00	0	0.00
TWENTYSIXTH FLOOR	1824.76	36.64	1788.12	19.13	0.00	0.00	1768.99	10	0.00	0	0.00
TWENTYSEVENTH FLOOR	1824.75	36.64	1788.11	19.13	0.00	0.00	1768.98	09	0.00	0	0.00
TWENTYEIGHTH FLOOR	1824.76	36.64	1788.12	19.13	0.00	0.00	1768.99	10	0.00	0	0.00
TWENTYNINTH FLOOR	1824.76	36.64	1788.12	19.13	0.00	0.00	1768.99	10	0.00	0	0.00
THIRTIETH FLOOR	1824.76	36.64	1788.12	19.13	0.00	0.00	1768.99	10	0.00	0	0.00
THIRTYFIRST FLOOR	1824.76	36.64	1788.12	19.13	0.00	0.00	1768.99	10	0.00	0	0.00
THIRTYSECOND FLOOR	1824.76	36.64	1788.12	19.13	0.00	0.00	1768.99	10	0.00	0	0.00
THIRTYTHIRD FLOOR	1824.76	36.64	1788.12	19.13	0.00	0.00	1768.99	10	0.00	0	0.00
THIRTYFOURTH FLOOR	1824.76	36.64	1788.12	19.13	0.00	0.00	1768.99	10	0.00	0	0.00
THIRTYFIFTH FLOOR	1840.44	36.64	1803.80	19.13	0.00	57.16	1784.67	10	0.00	0	0.00
THIRTYSIXTH FLOOR	1709.57	36.64	1672.93	19.13	0.00	70.67	1653.80	00	0.00	0	0.00
TERRACE FLOOR	35.47	0.00	35.47	0.00	35.47	0.00	0.00	00	0.00	0	0.00
TOTAL	67205.09	1355.68	65849.41	1783.23	199.74	127.83	63584.11	348	446.60		446.60
TOTAL NO OF BLDG	1										
TOTAL	67205.09	1355.68	65849.41	1783.23	199.74	127.83	63584.11	348	446.60		446.60

ISO_full_bleed_4A0_(1682.00_x_2378.00_MM)

SCHEDULE OF JOINERY

BUILDING NAME	NAME	L X H	NOS
C (PROPOSED)	D1	0.90 X 2.10	2945
C (PROPOSED)	MD	1.00 X 2.10	349

SCHEDULE OF JOINERY

BUILDING NAME	NAME	L X H	NOS
C (PROPOSED)	v1	1.05 X 2.90	01
C (PROPOSED)	W2	1.20 X 1.00	35
C (PROPOSED)	W2	1.20 X 1.20	138
C (PROPOSED)	W1	1.20 X 2.90	1897
C (PROPOSED)	SD1	2.00 X 2.90	434

Balcony Calculations Table

FLOOR NAME	SIZE	TOTAL AREA
TYPICAL - 6- 16, 18- 26, 28, 30- 34 FLOOR PLAN	1.58 X 5.03 X 1 X 26	3719.56
	1.58 X 3.52 X 1 X 26	
	1.58 X 3.59 X 1 X 26	
	1.50 X 3.75 X 1 X 26	
	1.70 X 4.05 X 1 X 26	
	1.50 X 3.45 X 1 X 26	
	1.75 X 5.46 X 1 X 26	
	1.75 X 3.57 X 2 X 26	
	1.75 X 4.05 X 1 X 26	
	1.73 X 5.01 X 1 X 26	
	1.73 X 3.66 X 1 X 26	
	1.73 X 4.04 X 1 X 26	
	1.85 X 3.58 X 1 X 26	
	1.70 X 3.76 X 1 X 26	
	1.53 X 3.42 X 1 X 26	
	1.75 X 3.76 X 1 X 26	
	1.75 X 3.86 X 1 X 26	
	0.65 X 3.39 X 1 X 26	
	0.66 X 3.06 X 1 X 26	
	0.55 X 3.36 X 1 X 26	
	0.55 X 3.18 X 1 X 26	
	0.68 X 3.66 X 1 X 26	
	0.65 X 3.57 X 1 X 26	
	0.90 X 3.05 X 1 X 26	
	0.70 X 3.65 X 1 X 26	
	0.90 X 3.35 X 1 X 26	
	0.78 X 3.52 X 1 X 26	
TYPICAL - 17& 27 FLOOR PLAN	1.58 X 5.03 X 1 X 2	270.26
	1.58 X 3.52 X 1 X 2	
	1.58 X 3.59 X 1 X 2	
	1.50 X 3.75 X 1 X 2	
	1.70 X 4.05 X 1 X 2	
	1.75 X 5.46 X 1 X 2	
	1.75 X 3.57 X 2 X 2	
	1.75 X 4.05 X 1 X 2	
	1.73 X 5.01 X 1 X 2	
	1.73 X 3.66 X 1 X 2	
	1.73 X 4.04 X 1 X 2	
	1.85 X 3.58 X 1 X 2	
	1.70 X 3.76 X 1 X 2	
	1.53 X 3.42 X 1 X 2	
	1.75 X 3.76 X 1 X 2	
	1.75 X 3.86 X 1 X 2	
	0.65 X 3.39 X 1 X 2	
	0.66 X 3.06 X 1 X 2	
	0.55 X 3.36 X 1 X 2	
	0.55 X 3.18 X 1 X 2	
	0.68 X 3.66 X 1 X 2	
	0.65 X 3.57 X 1 X 2	
	0.70 X 3.65 X 1 X 2	
	0.90 X 3.35 X 1 X 2	
	0.78 X 3.52 X 1 X 2	
THIRTYFIFTH FLOOR PLAN	1.58 X 5.03 X 1	246.63
	1.58 X 3.52 X 1	
	1.58 X 3.59 X 1	
	1.50 X 11.56 X 1	
	1.70 X 11.50 X 1	
	1.50 X 9.55 X 1	
	1.75 X 5.46 X 1	
	1.75 X 3.57 X 2	
	1.75 X 4.05 X 1	
	1.73 X 5.01 X 1	
	1.73 X 3.66 X 1	
	1.73 X 4.04 X 1	
	1.85 X 10.83 X 1	
	1.70 X 11.13 X 1	
	1.53 X 10.52 X 1	
	1.75 X 5.23 X 1	
	1.75 X 3.86 X 1	
	1.65 X 3.39 X 1	
	1.66 X 3.06 X 1	
	1.55 X 3.36 X 1	
	1.55 X 3.18 X 1	
	1.68 X 3.66 X 1	
	1.65 X 3.57 X 1	
	0.90 X 3.05 X 1	
	1.70 X 3.65 X 1	
	1.90 X 3.35 X 1	
	1.78 X 3.52 X 1	
THIRTYSIXTH FLOOR PLAN	1.58 X 5.03 X 1	144.84
	1.58 X 3.59 X 1	
	1.50 X 3.75 X 1	
	1.75 X 5.46 X 1	
	1.75 X 4.05 X 1	
	1.73 X 5.01 X 1	
	1.73 X 4.04 X 1	
	1.75 X 5.23 X 1	
	1.75 X 3.86 X 1	
	1.90 X 3.35 X 1	
	1.75 X 3.73 X 2	
	1.75 X 3.87 X 1	
	1.75 X 3.90 X 2	
	1.75 X 3.74 X 1	
	1.70 X 2.79 X 1	
	1.70 X 3.71 X 1	
	1.70 X 3.82 X 1	
	1.70 X 4.03 X 1	
	1.50 X 4.46 X 1	
TWENTYNINTH FLOOR PLAN	1.58 X 5.03 X 1	143.06
	1.58 X 3.52 X 1	
	1.58 X 3.59 X 1	
	1.50 X 3.75 X 1	
	1.70 X 4.05 X 1	
	1.50 X 3.45 X 1	
	1.75 X 5.46 X 1	
	1.75 X 3.57 X 2	
	1.75 X 4.05 X 1	
	1.73 X 5.01 X 1	
	1.73 X 3.66 X 1	
	1.73 X 4.04 X 1	
	1.85 X 3.58 X 1	
	1.70 X 3.76 X 1	
	1.53 X 3.42 X 1	
	1.75 X 3.76 X 1	
	1.75 X 3.86 X 1	
	0.65 X 3.39 X 1	
	0.66 X 3.06 X 1	
	0.55 X 3.36 X 1	
	0.55 X 3.18 X 1	
	0.68 X 3.66 X 1	
	0.65 X 3.57 X 1	
	0.90 X 3.05 X 1	
	0.70 X 3.65 X 1	
	0.90 X 3.35 X 1	
	0.78 X 3.52 X 1	
TYPICAL - 1- 5 FLOOR PLAN	1.58 X 5.03 X 1 X 5	715.30
	1.58 X 3.52 X 1 X 5	
	1.58 X 3.59 X 1 X 5	
	1.50 X 3.75 X 1 X 5	
	1.70 X 4.05 X 1 X 5	
	1.50 X 3.45 X 1 X 5	
	1.75 X 5.46 X 1 X 5	
	1.75 X 3.57 X 2 X 5	
	1.75 X 4.05 X 1 X 5	
	1.73 X 5.01 X 1 X 5	
	1.73 X 3.66 X 1 X 5	
	1.73 X 4.04 X 1 X 5	
	1.85 X 3.58 X 1 X 5	
	1.70 X 3.76 X 1 X 5	
	1.53 X 3.42 X 1 X 5	
	1.75 X 3.76 X 1 X 5	
	1.75 X 3.86 X 1 X 5	
	0.65 X 3.39 X 1 X 5	
	0.66 X 3.06 X 1 X 5	
	0.55 X 3.36 X 1 X 5	
	0.55 X 3.18 X 1 X 5	
	0.68 X 3.66 X 1 X 5	
	0.65 X 3.57 X 1 X 5	
	0.90 X 3.05 X 1 X 5	
	0.70 X 3.65 X 1 X 5	
	0.90 X 3.35 X 1 X 5	
	0.78 X 3.52 X 1 X 5	
Total	-	5239.65

GENERAL CONDITIONS:

1.A dual piping system is a type of plumbing system where two separate sets of pipes are installed to distribute water in a building. One set of pipes carries potable or drinking water, while the other set of pipes carries non-potable or reclaimed water. The potable water pipes are connected to the main water supply and distribute water for drinking, cooking, and bathing. The non-potable or reclaimed water pipes carry water that has been treated and recycled from sources like rainwater, greywater from sinks and showers, or treated wastewater.
2.Parking places in buildings shall be provided with Electric Vehicle Charging Infrastructure as per Central Electricity Authority (CEA) Technical Requirements for Connection of Distributed Generation Sources, CEA Measures of Safety Regulations, 2010 and Ministry of Power Consolidated Guidelines and Standards for EV Charging Infrastructure, as amended from time to time".
3.For Constructions over 10,000 Sq.mt and above and in case of Group Housing Buildings where there are 100 units and above, the plumbing arrangement shall be made in a way that the potable water shall be used for drinking, cooking and bathing only and for rest of the uses, provision for dual piping system shall be made.
4.New building constructions shall have to properly demarcate sections within buildings and on rooftops for housing Broadband/digital connectivity infrastructure / antenna. These areas should have access to power supply for reliable, always on services. Further, Computer Telephony Integration (CTI) of a building shall include the common duct to access the common space used as telecomn room inside the building.
5.Occupancy Certificate to a building shall be granted only after ensuring that the CTI as per the prescribed standards is in place and an undertaking is given by the Architect or Engineer certifying that building has ensured common access to all digital infrastructure to all Service providers in accordance with plan of creation of CTI.

CONDITION:

1 TECHNICAL APPROVAL IS HERE BY ACCORDED FOR ___ <<REs/Comm/others>> Building ____ << floors>> in of plot nos. __ Sy. No: __ situated at in ____ Village & ___ Mandal, ___ District in proceeding letter subject to conditions mentioned on Approved Plan Vide No.___ Dt: ___.
2 All the conditions imposed in Lr. No. ________ Dt: ___ are to be strictly followed.
3 The applicant shall construct the Building as per Sanctioned Plan if any deviations made in setbacks, the 10.00 % mortgaged Built Up Area forfeited, the technical approved building plans will be withdrawn and cancelled without notice and action will be taken as per law.
4 The Cellar/Stilt floor shall be used for parking purpose only and should not be used for any other purposes as per the G.O.Ms.No. 168 MA Dt: 07-04-2012 and its ammendments.
5 The Builder/Developer should construct sump, septic tank and underground drainage as per ISI standards. In addition to the drainage system available.
6 That the applicant shall comply the conditions laid down in the G.O.Ms.No. 168 MA Dt: 07-04-2012 and its Amended Government Orders.
7 This permission does not bar any public agency including HMDA/Local Body to acquire the lands for public purpose as per Law.
8 The Builder/Developer/Owner shall be responsible and ensure that the fire safety, structural stability requirements of the proposed complex are in accordance with the A.P Fire Services Act — 1999.
9 Automatic Sprinkler system is to be provided if the basement area exceeds 200 Sq. Mtrs Electrical wiring and installation shall be certified by the electrical engineers to Ensure electrical fire safety.
10 Transformers shall be provided with 4 hours Rating fire resistant constructions as per Rule 15 (e) of A.P Apartments (Promotion of constructions and ownership) rules, 1987.
11 If any litigations/discrepancy arises in future regarding ownership documents, the applicant is whole responsible and not made party to HMDA or its employees and plans deemed to be withdrawn and cancelled.
12 The HMWS and SB and T.S. Transco not to provide the permanent connection till to produce the occupancy certificate from the Sanctioning Authority.
13 If in case above said conditions are not adhered HMDA/Local Authority can withdraw the said permission.
14 If any cases are pending in court of law with regard to the site U/R and have adverse orders, the permission granted shall be deemed to be withdrawn and cancelled.
15 The applicant/ developer is the whole responsible if any loss of human life or any damage occurs while constructing the building and after construction of building and have no rights to claim to HMDA and its employees shall not be held as a party to any such dispute/ litigations.
16 The HMDA reserve the right to cancel the permission, if it is found that the permission is obtained by false statement or misinterpretation or suppression of any material facts or rule.

OFFICER DETAILS	
OFFICER NAME :	
DESIGNATION :	
DATE AND TIME :	
APPROVAL NO:	SEAL OF APPROVAL
DATE OF APPROVAL :	
OWNER'S SIGNATURE	ARCHITECT'S SIGNATURE
BUILDER'S SIGNATURE	STRUCTURAL ENGINEER'S SIGNATURE

Note: All dimensions are in meters.

Project Title : PLAN SHOWING THE PROPOSED RESIDENTIAL APARTMENTS IN SY No's 167, 217, 218, 219, 220, 222/AA, 226, 227, 228, SITUATED AT KOLLUR VILLAGE AND R.C. PURAM MANDAL, UNDER TELLAPUR MUNICIPALITY, SANGAREDDY DIST. T.S.BELONGINGS TO:SRI. BOPPANA ATCHUTA RAO AND OTHERSREP BY THEIR DAIGPA HOLDERM/s ANVITA BUILDPRO LLPREP. BY ITS DESIGNATED PARTNERSRI.BOPPANA ATCHUTA RAO S/o BOPPANA BABU RAO

FILE DETAILS	
LTP NAME : MM DESIGNERS	
LTP LICENCE NO : na	DATE : 29-09-2023
FILE NO : TS/061734/2023	SHEET NO.: 5 / 10
SHEET NAME : Building Plan Details	

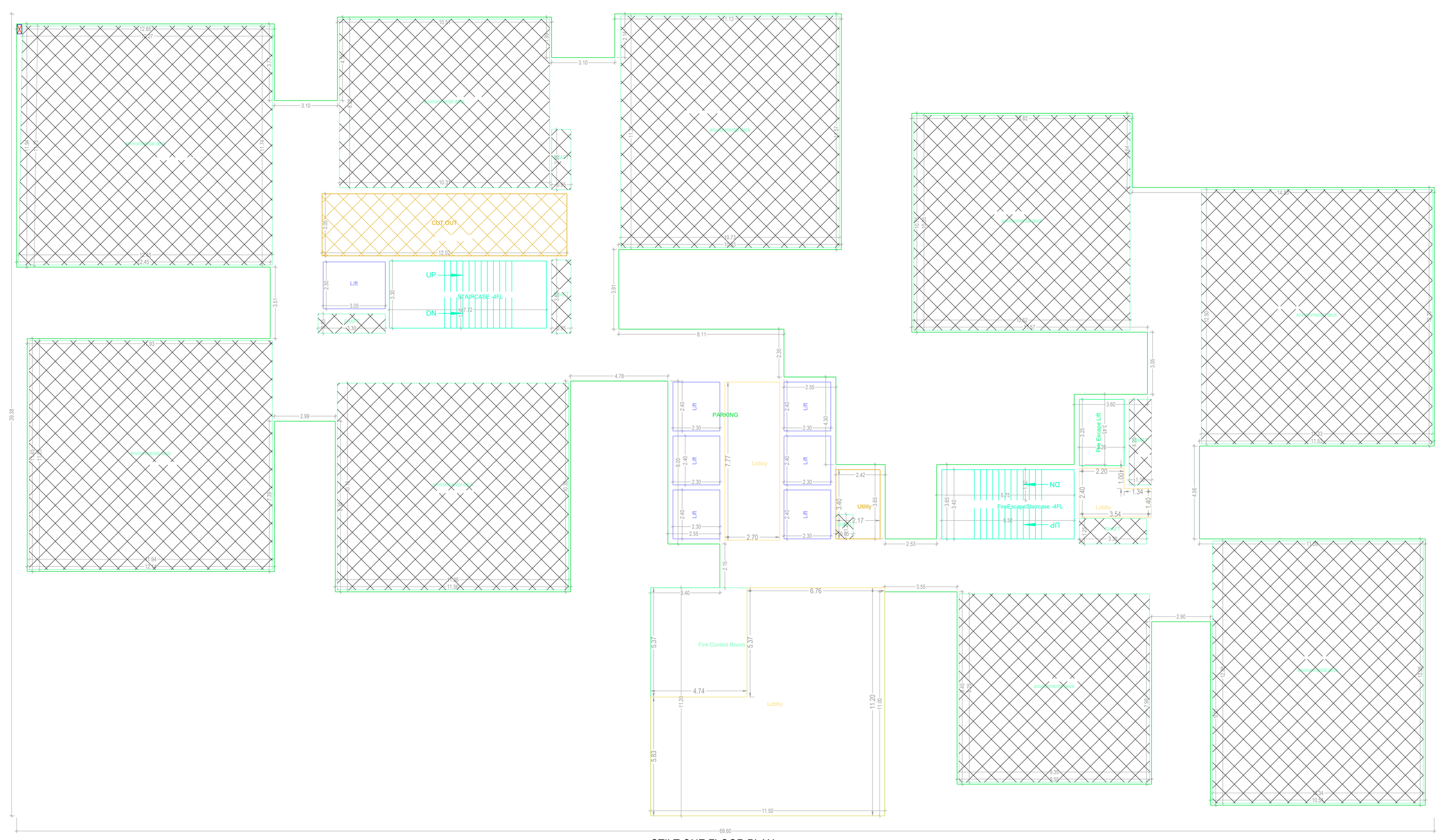

STILT ONE FLOOR PLAN
(SCALE 1:100)

TYPICAL - 1- 5 FLOOR PLAN
(Proposed)
(SCALE 1:100)

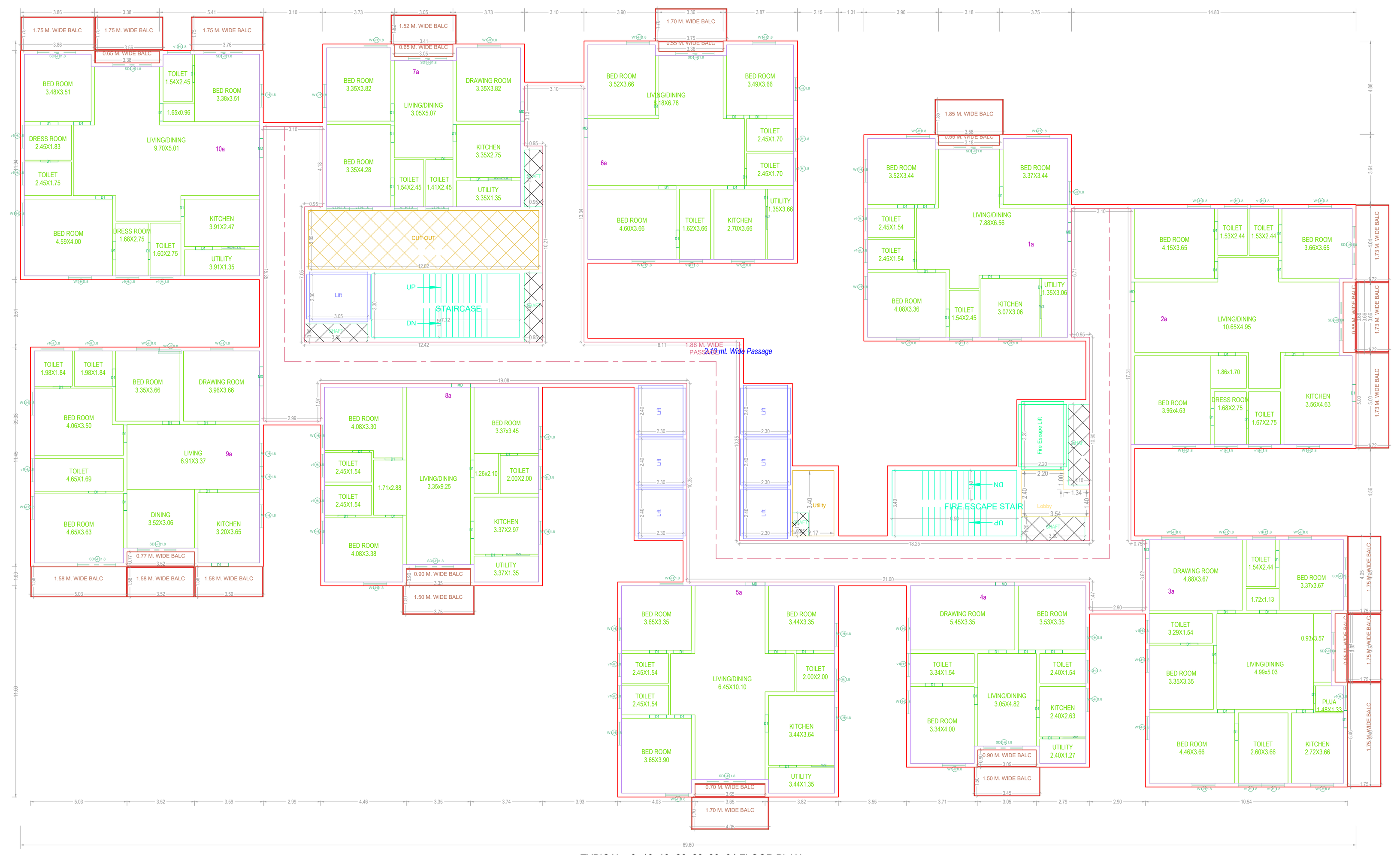

TYPICAL - 6- 16, 18- 26, 28, 30- 34 FLOOR PLAN
(Proposed)
(SCALE 1:100)

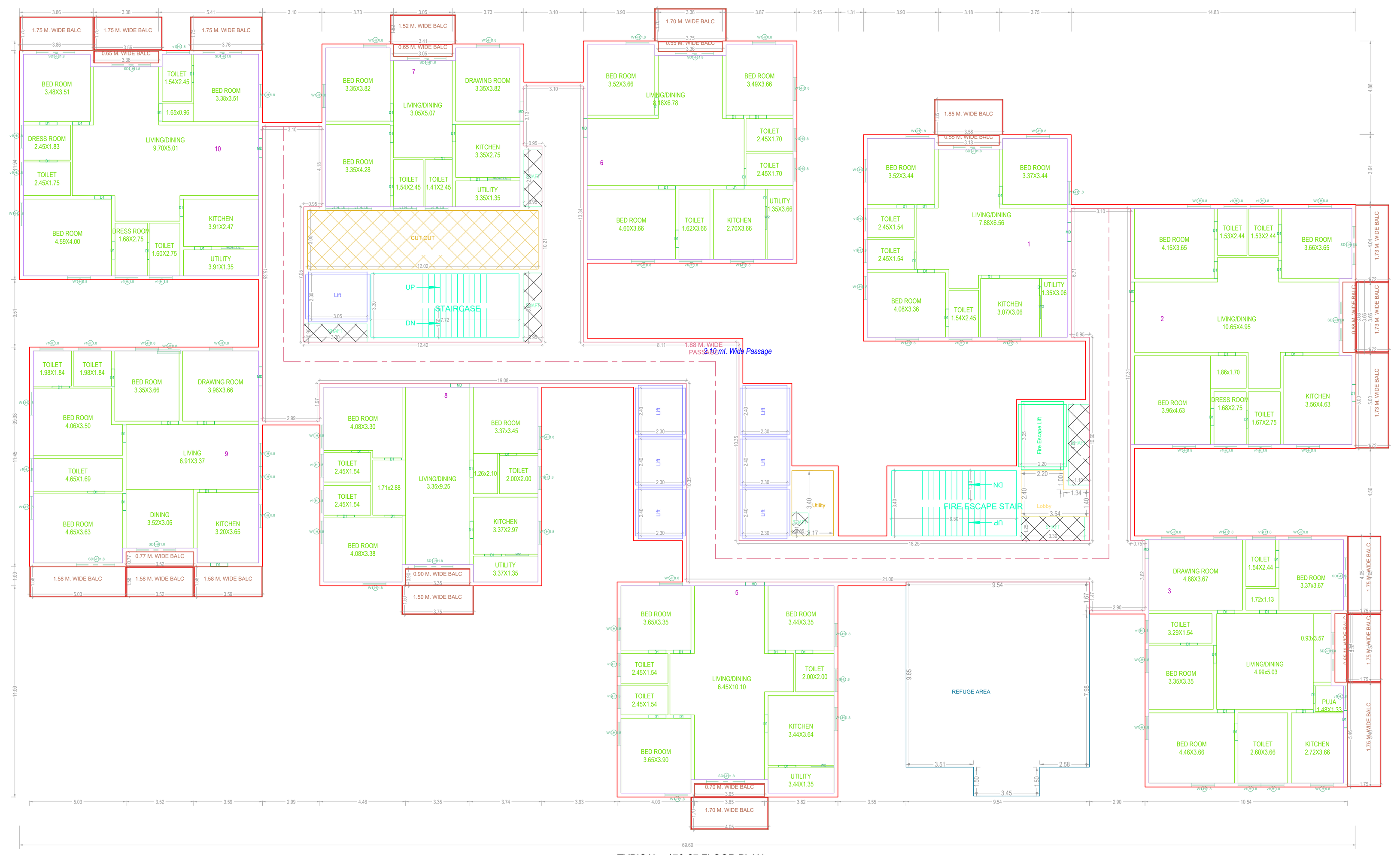

TYPICAL - 17& 27 FLOOR PLAN
(Proposed)
(SCALE 1:100)

TERRACE FLOOR PLAN
(SCALE 1:100)

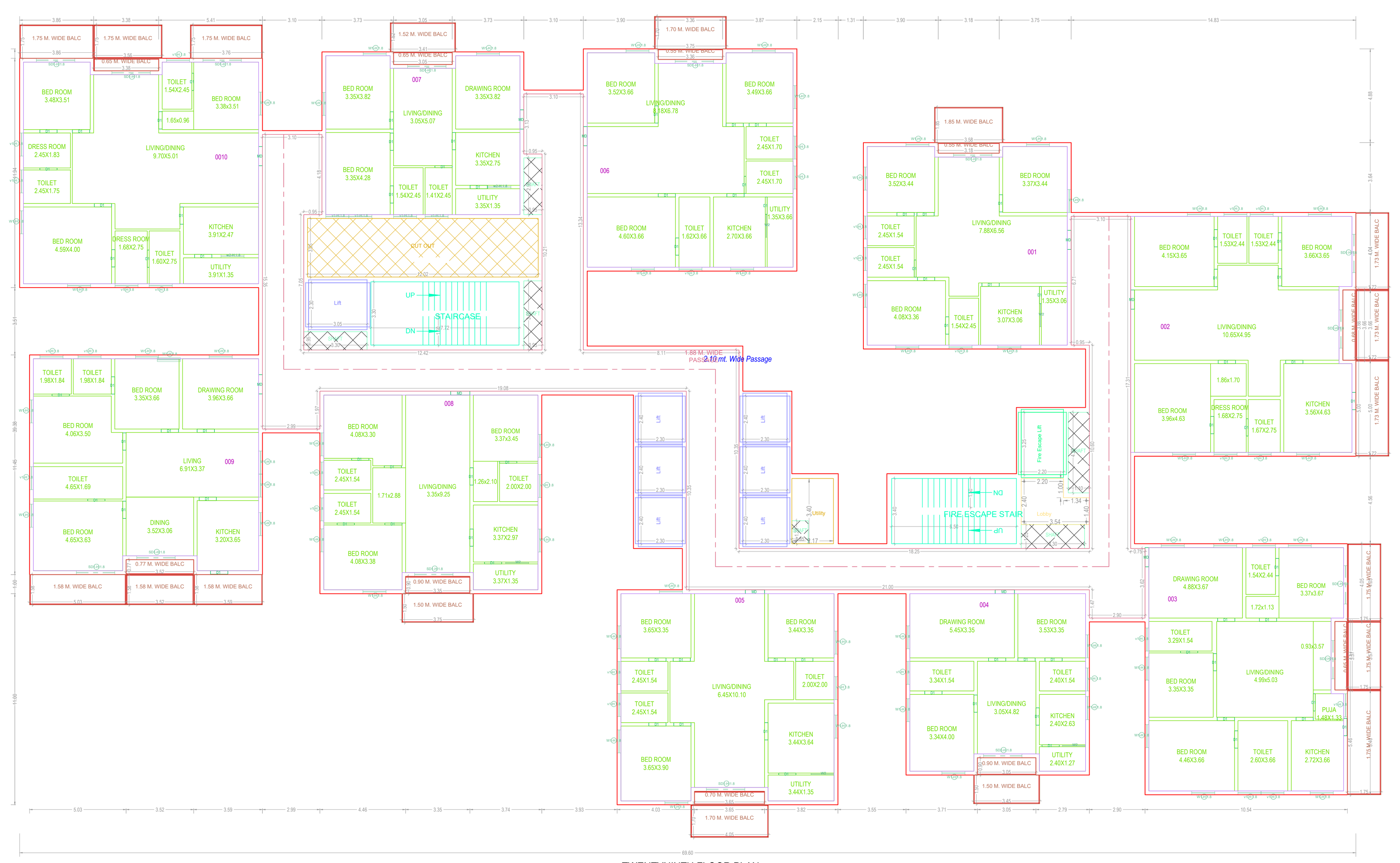

TWENTYNINTH FLOOR PLAN
(Proposed)
(SCALE 1:100)

THIRTYFIFTH FLOOR PLAN
(Proposed)
(SCALE 1:100)

THIRTYSIXTH FLOOR PLAN
(Proposed)
(SCALE 1:100)

GENERAL CONDITIONS:

1.A dual piping system is a type of plumbing system where two separate sets of pipes are installed to distribute water in a building. One set of pipes carries potable or drinking water, while the other set of pipes carries non-potable or reclaimed water. The potable water pipes are connected to the main water supply and distribute water for drinking, cooking, and bathing. The non-potable or reclaimed water pipes carry water that has been treated and recycled from sources like rainwater, greywater from sinks and showers, or treated wastewater.
2.Parking places in buildings shall be provided with Electric Vehicle Charging Infrastructure as per Central Electricity Authority (CEA) Technical Requirements for Connection of Distributed Generation Sources, CEA Measures of Safety Regulations, 2010 and Ministry of Power Consolidated Guidelines and Standards for EV Charging Infrastructure, as amended from time to time".
3.For Constructions over 10,000 Sq.mt and above and in case of Group Housing Buildings where there are 100 units and above, the plumbing arrangement shall be made in a way that the potable water shall be used for drinking, cooking and bathing only and for rest of the uses, provision for dual piping system shall be made.
4.New building constructions shall have to properly demarcate sections within buildings and on rooftops for housing Broadband/digital connectivity infrastructure / antenna. These areas should have access to power supply for reliable, always on services. Further, Computer Telephony Integration (CTI) of a building shall include the common duct to access the common space used as telecomn room inside the building.
5.Occupancy Certificate to a building shall be granted only after ensuring that the CTI as per the prescribed standards is in place and an undertaking is given by the Architect or Engineer certifying that building has ensured common access to all digital infrastructure to all Service providers in accordance with plan of creation of CTI.

CONDITION:

1 TECHNICAL APPROVAL IS HERE BY ACCORDED FOR ___ <<REs/Comm/others>> Building ____ << floors>> in of plot nos. __ Sy. No: __ situated at in ____ Village & ___ Mandal, ___ District in proceeding letter subject to conditions mentioned on Approved Plan Vide No.___ Dt: ___.
2 All the conditions imposed in Lr. No. ________ Dt: ___ are to be strictly followed.
3 The applicant shall construct the Building as per Sanctioned Plan if any deviations made in setbacks, the 10.00 % mortgaged Built Up Area forfeited, the technical approved building plans will be withdrawn and cancelled without notice and action will be taken as per law.
4 The Cellar/Stilt floor shall be used for parking purpose only and should not be used for any other purposes as per the G.O.Ms.No. 168 MA Dt: 07-04-2012 and its ammendments.
5 The Builder/Developer should construct sump, septic tank and underground drainage as per ISI standards. In addition to the drainage system available.
6 That the applicant shall comply the conditions laid down in the G.O.Ms.No. 168 MA Dt: 07-04-2012 and its Amended Government Orders.
7 This permission does not bar any public agency including HMDA/Local Body to acquire the lands for public purpose as per Law.
8 The Builder/Developer/Owner shall be responsible and ensure that the fire safety, structural stability requirements of the proposed complex are in accordance with the A.P Fire Services Act — 1999.
9 Automatic Sprinkler system is to be provided if the basement area exceeds 200 Sq. Mtrs Electrical wiring and installation shall be certified by the electrical engineers to Ensure electrical fire safety.
10 Transformers shall be provided with 4 hours Rating fire resistant constructions as per Rule 15 (e) of A.P Apartments (Promotion of constructions and ownership) rules, 1987.
11 If any litigations/discrepancy arises in future regarding ownership documents, the applicant is whole responsible and not made party to HMDA or its employees and plans deemed to be withdrawn and cancelled.
12 The HMWS and SB and T.S. Transco not to provide the permanent connection till to produce the occupancy certificate from the Sanctioning Authority.
13 If in case above said conditions are not adhered HMDA/Local Authority can withdraw the said permission.
14 If any cases are pending in court of law with regard to the site U/R and have adverse orders, the permission granted shall be deemed to be withdrawn and cancelled.
15 The applicant/ developer is the whole responsible if any loss of human life or any damage occurs while constructing the building and after construction of building and have no rights to claim to HMDA and its employees shall not be held as a party to any such dispute/ litigations.
16 The HMDA reserve the right to cancel the permission, if it is found that the permission is obtained by false statement or misinterpretation or suppression of any material facts or rule.

OFFICER DETAILS	
OFFICER NAME :	
DESIGNATION :	
DATE AND TIME :	
APPROVAL NO:	SEAL OF APPROVAL
DATE OF APPROVAL :	
OWNER'S SIGNATURE	ARCHITECT'S SIGNATURE
BUILDER'S SIGNATURE	STRUCTURAL ENGINEER'S SIGNATURE

Note: All dimensions are in meters.

Project Title : PLAN SHOWING THE PROPOSED RESIDENTIAL APARTMENTS IN SY No's 167, 217, 218, 219, 220, 222/AA, 226, 227, 228, SITUATED AT KOLLUR VILLAGE AND R.C. PURAM MANDAL, UNDER TELLAPUR MUNICIPALITY, SANGAREDDY DIST. T.S.BELONGINGS TO:SRI. BOPPANA ATCHUTA RAO AND OTHERSREP BY THEIR DAIGPA HOLDERM/s ANVITA BUILDPRO LLPREP. BY ITS DESIGNATED PARTNERSRI.BOPPANA ATCHUTA RAO S/o BOPPANA BABU RAO

FILE DETAILS	
LP NAME	MM DESIGNERS
LP LICENCE NO	NA	DATE 26-09-2023
FILE NO	TS/081/24/2023	SHEET NO 4 / 12
SHEET NAME	Building Plan Details

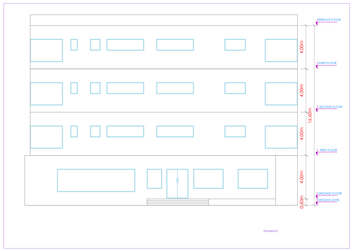

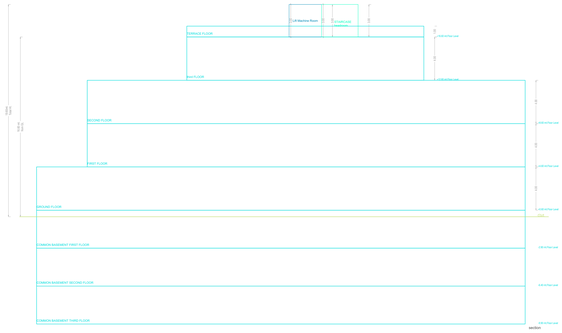

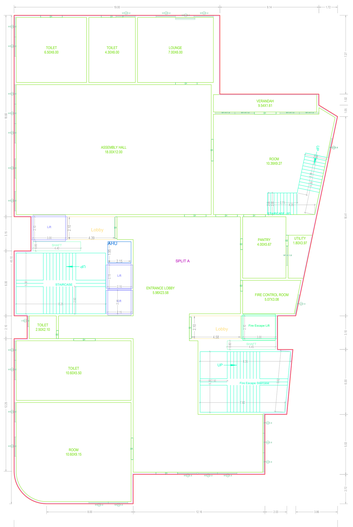

GROUND FLOOR PLAN
(Proposed)
(SCALE 1:100)

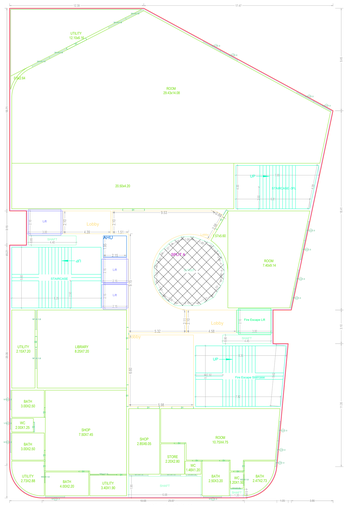

FIRST FLOOR PLAN
(Proposed)
(SCALE 1:100)

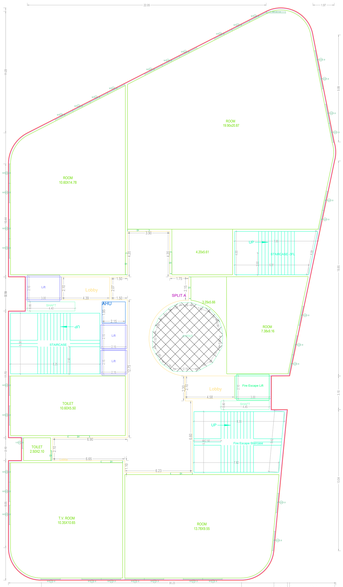

SECOND FLOOR PLAN
(Proposed)
(SCALE 1:100)

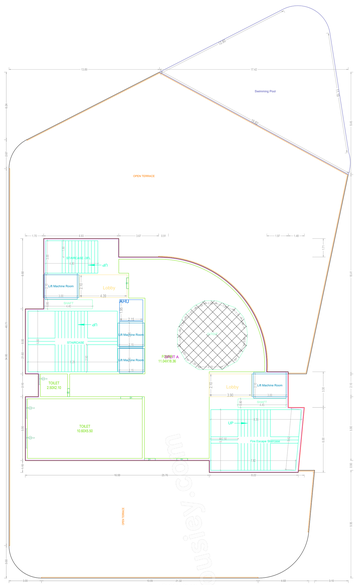

third FLOOR PLAN
(Proposed)
(SCALE 1:100)

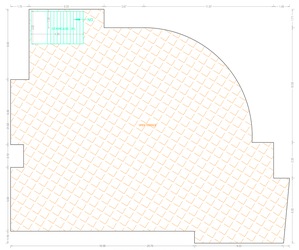

TERRACE FLOOR PLAN
(SCALE 1:100)

SCHEDULE OF JOINERY

BUILDING NAME	NAME	L X H	NOS
MAINETRE1 (PROPOSED)	D2	0.75 X 2.10	52
MAINETRE1 (PROPOSED)	D1	0.90 X 2.10	11
MAINETRE1 (PROPOSED)	D3	1.50 X 2.10	04
MAINETRE1 (PROPOSED)	D4	2.00 X 2.10	08

SCHEDULE OF JOINERY

BUILDING NAME	NAME	L X H	NOS
MAINETRE1 (PROPOSED)	W5	0.60 X 0.60	01
MAINETRE1 (PROPOSED)	V1	1.00 X 1.80	32
MAINETRE1 (PROPOSED)	W1	1.75 X 0.60	01
MAINETRE1 (PROPOSED)	W1	1.80 X 0.60	60
MAINETRE1 (PROPOSED)	W3	1.80 X 0.90	01
MAINETRE1 (PROPOSED)	W6	2.00 X 0.90	01

BUILDING AMENETIES 1 (PROPOSED)

FLOOR NAME	TOTAL BUA	DEDUCTIONS VOID	STAIRS	NETT	NET BUA CARPET
GROUND FLOOR	1086.00	0.00	7.00	0.00	1086.00
FIRST FLOOR	1086.00	0.00	7.00	0.00	1086.00
SECOND FLOOR	1086.00	0.00	7.00	0.00	1086.00
THIRD FLOOR	1077.00	40.36	7.00	0.00	1029.64
TERRACE FLOOR	387.64	40.36	127.28	0.00	260.00
TOTAL	4596.64	80.72	155.28	0.00	4361.64
TOTAL NO.OF BLDG	4				4
TOTAL	4596.64	80.72	127.28	0.00	3790.77

Project Title : PLAN SHOWING THE PROPOSED RESIDENTIAL APARTMENTS IN SY No's 167, 217, 218, 219, 220, 222/AA, 226, 227, 228, SITUATED AT KOLLUR VILLAGE AND R.C. PURAM MANDAL, UNDER TELLAPUR MUNICIPALITY, SANGAREDDY DIST. T.S.
BELONGINGS TO:SRI. BOPPANA ATCHUTA RAO AND OTHERSREP BY THEIR DAIGPA HOLDERM/s ANVITA BUILDPRO LLPREP. BY ITS DESIGNATED PARTNERSRI.BOPPANA ATCHUTA RAO S/o BOPPANA BABU RAO

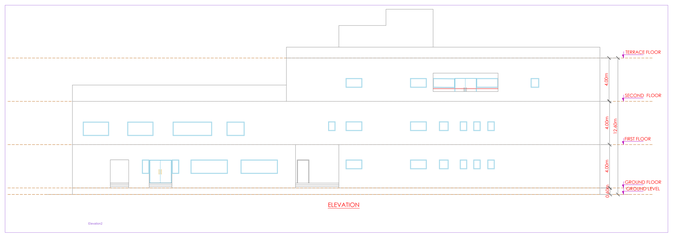

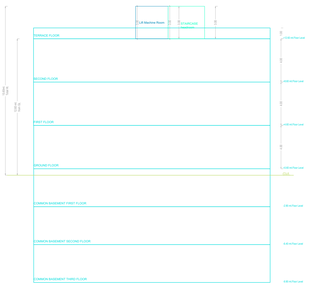

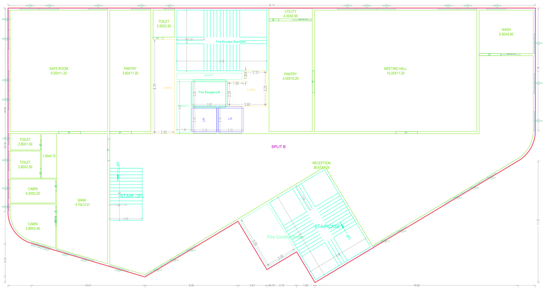

GROUND FLOOR PLAN
(Proposed)
(SCALE 1:100)

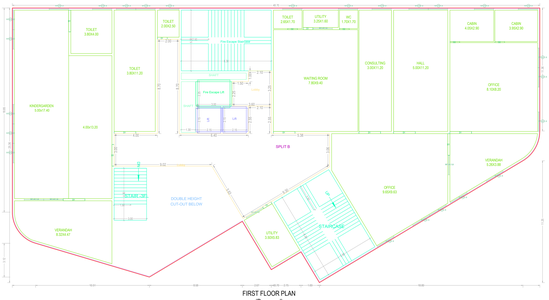

FIRST FLOOR PLAN
(Proposed)
(SCALE 1:100)

SECOND FLOOR PLAN
(Proposed)
(SCALE 1:100)

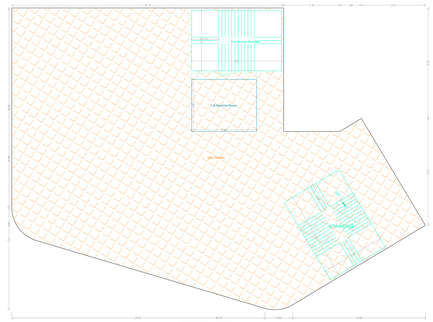

TERRACE FLOOR PLAN
(SCALE 1:100)

SCHEDULE OF JOINERY

BUILDING NAME	NAME	L X H	NOS
MAINETRE1 (PROPOSED)	W5	0.60 X 0.60	01
MAINETRE1 (PROPOSED)	V1	1.00 X 1.80	07
MAINETRE1 (PROPOSED)	V1	1.00 X 1.80	52
MAINETRE1 (PROPOSED)	W1	1.80 X 0.60	06

SCHEDULE OF JOINERY

BUILDING NAME	NAME	L X H	NOS
MAINETRE1 (PROPOSED)	W5	0.60 X 0.60	04
MAINETRE1 (PROPOSED)	V1	1.00 X 1.80	07
MAINETRE1 (PROPOSED)	V1	1.00 X 1.80	52
MAINETRE1 (PROPOSED)	W1	1.80 X 0.60	06

BUILDING AMENETIES 2 (PROPOSED)

FLOOR NAME	TOTAL BUA	DEDUCTIONS VOID	STAIRS	DOUBLE CAT	NETT CARPET
GROUND FLOOR	1086.00	0.00	7.00	0.00	1079.00
FIRST FLOOR	1086.00	0.00	7.00	0.00	1079.00
SECOND FLOOR	1086.00	0.00	7.00	0.00	1079.00
TERRACE FLOOR	0.00	0.00	0.00	0.00	0.00
TOTAL	3258.00	20.07	20.07	20.07	3237.93
TOTAL NO.OF BLDG	3				3
TOTAL	3258.00	20.07	20.07	20.07	2911.34

ISO_full_bleed_4A0_(1682.00_x_2378.00_MM)

GENERAL CONDITIONS:

1. The Approval of the CDMA is presuming correct information and assumed with all rules and conditions to achieve value in building. We shall follow same policies in drinking water, with the other sort of data under the conditions of Municipal Corporation. Drainage system, Electrical Supply, Telephone Lines, Lifts, Fire Safety, Water Supply, Sewerage, Garbage Disposal, and Parking. The accessible or reserved open spaces are under that we need relaxed our Ground Floor Area Ratio (FAR) and Ground Coverage Ratio (GCR) as per the Rules.
2.Parking space including ramp and accessible ways to Basement Parking in Residential as per Central Building Rules and Regulations. Provision of Ramps for Physically Handicapped persons as per Central Building Rules and Regulations. Entry and exit ways of Power Consumers Substation and Generator in CC Drawing Architectural as per Central Building Rules and Regulations.
3.For Hospitals and Clinics: Provision of Ramps for Physically Handicapped persons as per Central Building Rules and Regulations. Provision of Ramps for Physically Handicapped persons in Lift Lobbies for Parking, Lift Lobbying Out and for Set of Flat units, provision for emergency exits shall be made.
4.Provision of Ramps for Physically Handicapped persons in Lift Lobbies for Parking and in Lift Lobby for Security Cabins and Toilets. Provision of Ramps with Grills and Railing and in Lift Lobby for Security Cabins and Toilets. Provision of Ramps with Grills and Railing and in Lift Lobby for Security Cabins and Toilets.
5.Provision of Ramps with Grills and Railing and in Lift Lobby for Security Cabins and Toilets.
6.Prospective Certificate for a building shall be granted only after receiving the NOC's as per the prescribed standards in the Rules and Regulations of the Municipal Corporation. Provision of Ramps with Grills and Railing and in Lift Lobby for Security Cabins and Toilets.
7.Layout Improvements and Service connection to occupancies will take of Location and Site.

NOTE:

1.PROVISIONAL APPROVAL IS GIVEN IN ACCORDANCE WITH ____ Under(Commissioner/ Planning) ____ in Resolution of Municipal Corporation ____ Dated ____ Meeting ____ Item ____ Subject to complying under subject to conditions.
2.The conditions imposed in the ____ / ____ / ____ are to be strictly followed.
3.The Provisional Permission is valid for a period of 18 months from the date of issue of Permit to validate, the PLAN IS APPROVED for the period of 18 months. Permission approval confirming that the architectural and structural details contained in the drawings are correct.
4.Provisional Permission is valid for a period of 18 months and it can be extended for a period of 6 months on payment of 25% of the Permit Fee and on payment of penalty.
5.Only the 1000 M.Sq.Ft (92.90 Sq.Mtrs) of built up area is permitted.
6.Permission is valid for a period of 18 months and it can be extended for a period of 6 months on payment of 25% of the Permit Fee and on payment of penalty.
7.Provisional Permission is valid for two (02) years from date of issue. Only 25 % of the BUA is permitted. Provisional Permission is valid for two (02) years from date of issue.
8.Provision of Ramps with Grills and Railing and in Lift Lobby for Security Cabins and Toilets.
9.The Applicant shall obtain all the NOC's from concerned Departments and Authorities before the commencement of the Work.
10.The Applicant shall obtain all the NOC's from concerned Departments and Authorities before the commencement of the Work.
11.The Applicant shall obtain all the NOC's from concerned Departments and Authorities before the commencement of the Work.
12.The Applicant shall obtain all the NOC's from concerned Departments and Authorities before the commencement of the Work.
13.The Applicant shall obtain all the NOC's from concerned Departments and Authorities before the commencement of the Work.
14.The Applicant shall obtain all the NOC's from concerned Departments and Authorities before the commencement of the Work.
15.The Applicant shall obtain all the NOC's from concerned Departments and Authorities before the commencement of the Work.
16.The Applicant shall obtain all the NOC's from concerned Departments and Authorities before the commencement of the Work.
17.The Applicant shall obtain all the NOC's from concerned Departments and Authorities before the commencement of the Work.
18.The Applicant shall obtain all the NOC's from concerned Departments and Authorities before the commencement of the Work.
19.The Applicant shall obtain all the NOC's from concerned Departments and Authorities before the commencement of the Work.
20.The Applicant shall obtain all the NOC's from concerned Departments and Authorities before the commencement of the Work.
21.The Applicant shall obtain all the NOC's from concerned Departments and Authorities before the commencement of the Work.
22.The Applicant shall obtain all the NOC's from concerned Departments and Authorities before the commencement of the Work.
23.The Applicant shall obtain all the NOC's from concerned Departments and Authorities before the commencement of the Work.
24.The Applicant shall obtain all the NOC's from concerned Departments and Authorities before the commencement of the Work.
25.The Applicant shall obtain all the NOC's from concerned Departments and Authorities before the commencement of the Work.
26.The Applicant shall obtain all the NOC's from concerned Departments and Authorities before the commencement of the Work.
27.The Applicant shall obtain all the NOC's from concerned Departments and Authorities before the commencement of the Work.
28.The Applicant shall obtain all the NOC's from concerned Departments and Authorities before the commencement of the Work.
29.The Applicant shall obtain all the NOC's from concerned Departments and Authorities before the commencement of the Work.
30.The Applicant shall obtain all the NOC's from concerned Departments and Authorities before the commencement of the Work.
31.The Applicant shall obtain all the NOC's from concerned Departments and Authorities before the commencement of the Work.
32.The Applicant shall obtain all the NOC's from concerned Departments and Authorities before the commencement of the Work.
33.The Applicant shall obtain all the NOC's from concerned Departments and Authorities before the commencement of the Work.
34.The Applicant shall obtain all the NOC's from concerned Departments and Authorities before the commencement of the Work.
35.The Applicant shall obtain all the NOC's from concerned Departments and Authorities before the commencement of the Work.
36.The Applicant shall obtain all the NOC's from concerned Departments and Authorities before the commencement of the Work.
37.The Applicant shall obtain all the NOC's from concerned Departments and Authorities before the commencement of the Work.
38.The Applicant shall obtain all the NOC's from concerned Departments and Authorities before the commencement of the Work.
39.The Applicant shall obtain all the NOC's from concerned Departments and Authorities before the commencement of the Work.
40.The Applicant shall obtain all the NOC's from concerned Departments and Authorities before the commencement of the Work.
41.The Applicant shall obtain all the NOC's from concerned Departments and Authorities before the commencement of the Work.
42.The Applicant shall obtain all the NOC's from concerned Departments and Authorities before the commencement of the Work.
43.The Applicant shall obtain all the NOC's from concerned Departments and Authorities before the commencement of the Work.
44.The Applicant shall obtain all the NOC's from concerned Departments and Authorities before the commencement of the Work.
45.The Applicant shall obtain all the NOC's from concerned Departments and Authorities before the commencement of the Work.
46.The Applicant shall obtain all the NOC's from concerned Departments and Authorities before the commencement of the Work.
47.The Applicant shall obtain all the NOC's from concerned Departments and Authorities before the commencement of the Work.
48.The Applicant shall obtain all the NOC's from concerned Departments and Authorities before the commencement of the Work.
49.The Applicant shall obtain all the NOC's from concerned Departments and Authorities before the commencement of the Work.
50.The Applicant shall obtain all the NOC's from concerned Departments and Authorities before the commencement of the Work.
51.The Applicant shall obtain all the NOC's from concerned Departments and Authorities before the commencement of the Work.
52.The Applicant shall obtain all the NOC's from concerned Departments and Authorities before the commencement of the Work.
53.The Applicant shall obtain all the NOC's from concerned Departments and Authorities before the commencement of the Work.
54.The Applicant shall obtain all the NOC's from concerned Departments and Authorities before the commencement of the Work.
55.The Applicant shall obtain all the NOC's from concerned Departments and Authorities before the commencement of the Work.
56.The Applicant shall obtain all the NOC's from concerned Departments and Authorities before the commencement of the Work.
57.The Applicant shall obtain all the NOC's from concerned Departments and Authorities before the commencement of the Work.
58.The Applicant shall obtain all the NOC's from concerned Departments and Authorities before the commencement of the Work.
59.The Applicant shall obtain all the NOC's from concerned Departments and Authorities before the commencement of the Work.
60.The Applicant shall obtain all the NOC's from concerned Departments and Authorities before the commencement of the Work.
61.The Applicant shall obtain all the NOC's from concerned Departments and Authorities before the commencement of the Work.
62.The Applicant shall obtain all the NOC's from concerned Departments and Authorities before the commencement of the Work.
63.The Applicant shall obtain all the NOC's from concerned Departments and Authorities before the commencement of the Work.
64.The Applicant shall obtain all the NOC's from concerned Departments and Authorities before the commencement of the Work.
65.The Applicant shall obtain all the NOC's from concerned Departments and Authorities before the commencement of the Work.
66.The Applicant shall obtain all the NOC's from concerned Departments and Authorities before the commencement of the Work.
67.The Applicant shall obtain all the NOC's from concerned Departments and Authorities before the commencement of the Work.
68.The Applicant shall obtain all the NOC's from concerned Departments and Authorities before the commencement of the Work.
69.The Applicant shall obtain all the NOC's from concerned Departments and Authorities before the commencement of the Work.
70.The Applicant shall obtain all the NOC's from concerned Departments and Authorities before the commencement of the Work.
71.The Applicant shall obtain all the NOC's from concerned Departments and Authorities before the commencement of the Work.
72.The Applicant shall obtain all the NOC's from concerned Departments and Authorities before the commencement of the Work.
73.The Applicant shall obtain all the NOC's from concerned Departments and Authorities before the commencement of the Work.
74.The Applicant shall obtain all the NOC's from concerned Departments and Authorities before the commencement of the Work.
75.The Applicant shall obtain all the NOC's from concerned Departments and Authorities before the commencement of the Work.
76.The Applicant shall obtain all the NOC's from concerned Departments and Authorities before the commencement of the Work.
77.The Applicant shall obtain all the NOC's from concerned Departments and Authorities before the commencement of the Work.
78.The Applicant shall obtain all the NOC's from concerned Departments and Authorities before the commencement of the Work.
79.The Applicant shall obtain all the NOC's from concerned Departments and Authorities before the commencement of the Work.
80.The Applicant shall obtain all the NOC's from concerned Departments and Authorities before the commencement of the Work.
81.The Applicant shall obtain all the NOC's from concerned Departments and Authorities before the commencement of the Work.
82.The Applicant shall obtain all the NOC's from concerned Departments and Authorities before the commencement of the Work.
83.The Applicant shall obtain all the NOC's from concerned Departments and Authorities before the commencement of the Work.
84.The Applicant shall obtain all the NOC's from concerned Departments and Authorities before the commencement of the Work.
85.The Applicant shall obtain all the NOC's from concerned Departments and Authorities before the commencement of the Work.
86.The Applicant shall obtain all the NOC's from concerned Departments and Authorities before the commencement of the Work.
87.The Applicant shall obtain all the NOC's from concerned Departments and Authorities before the commencement of the Work.
88.The Applicant shall obtain all the NOC's from concerned Departments and Authorities before the commencement of the Work.
89.The Applicant shall obtain all the NOC's from concerned Departments and Authorities before the commencement of the Work.
90.The Applicant shall obtain all the NOC's from concerned Departments and Authorities before the commencement of the Work.
91.The Applicant shall obtain all the NOC's from concerned Departments and Authorities before the commencement of the Work.
92.The Applicant shall obtain all the NOC's from concerned Departments and Authorities before the commencement of the Work.
93.The Applicant shall obtain all the NOC's from concerned Departments and Authorities before the commencement of the Work.
94.The Applicant shall obtain all the NOC's from concerned Departments and Authorities before the commencement of the Work.
95.The Applicant shall obtain all the NOC's from concerned Departments and Authorities before the commencement of the Work.
96.The Applicant shall obtain all the NOC's from concerned Departments and Authorities before the commencement of the Work.
97.The Applicant shall obtain all the NOC's from concerned Departments and Authorities before the commencement of the Work.
98.The Applicant shall obtain all the NOC's from concerned Departments and Authorities before the commencement of the Work.
99.The Applicant shall obtain all the NOC's from concerned Departments and Authorities before the commencement of the Work.
100.The Applicant shall obtain all the NOC's from concerned Departments and Authorities before the commencement of the Work.

OFFICER DETAILS	
OFFICER NAME	
DESIGNATION	
DATE AND TIME	
APPROVAL NO	SEAL OF APPROVAL
DATE OF APPROVAL	
OWNERS SIGNATURE	ARCHITECT'S SIGNATURE
BUILDER'S SIGNATURE	STRUCTURAL ENGINEER'S SIGNATURE

Note: All dimensions are in meters.

Project Title : PLAN SHOWING THE PROPOSED RESIDENTIAL APARTMENTS IN SY No's 167, 217, 218, 219, 220, 222/AA, 226, 227, 228, SITUATED AT KOLLUR VILLAGE AND R.C. PURAM MANDAL, UNDER TELLAPUR MUNICIPALITY, SANGAREDDY DIST. T.S.BELONGINGS TO:SRI. BOPPANA ATCHUTA RAO AND OTHERSREP BY THEIR DAIGPA HOLDERM/s ANVITA BUILDPRO LLPREP. BY ITS DESIGNATED PARTNERSRI.BOPPANA ATCHUTA RAO S/o BOPPANA BABU RAO

FILE DETAILS	
LTP NAME : MM DESIGNERS	
LTP LICENCE NO : na	DATE : 29-09-2023
FILE NO : TS/061734/2023	SHEET NO.: 7 / 10
SHEET NAME : Building Plan Details	

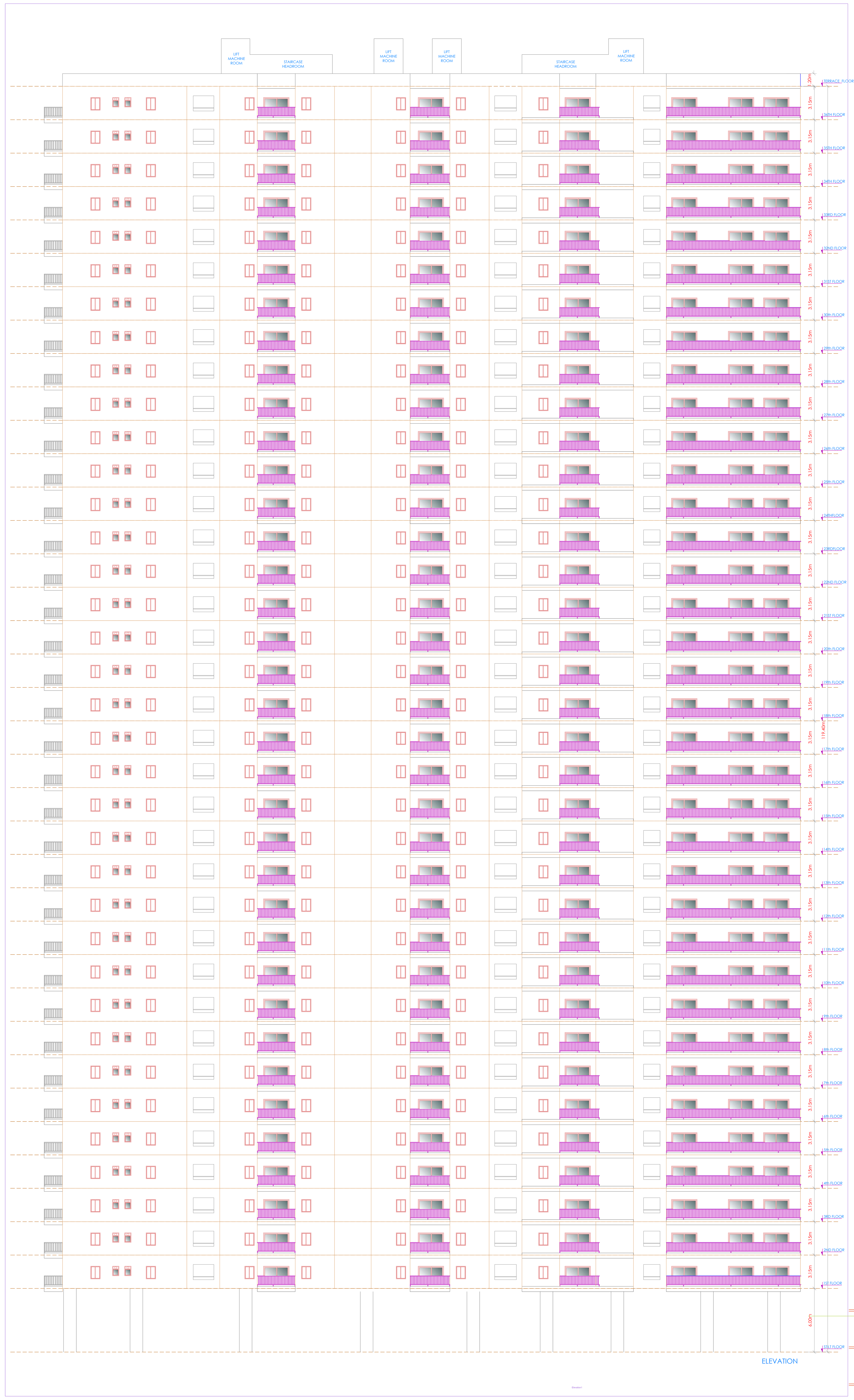

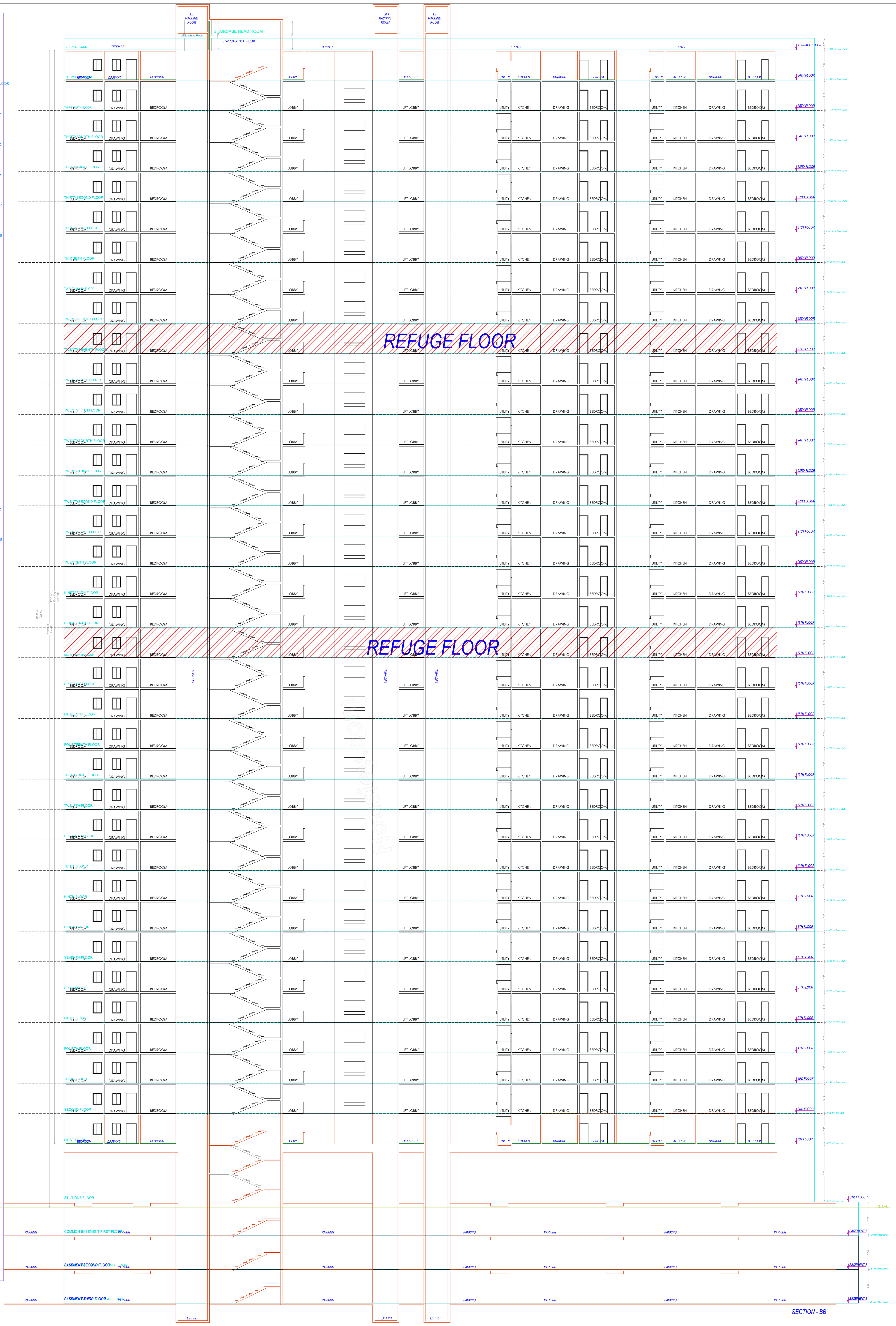

Balcony Calculations Table

FLOOR NAME	SIZE	TOTAL AREA
TYPICAL - 6- 16, 18- 26, 28, 30- 34 FLOOR PLAN	0.60 X 3.95 X 1 X 26	3909.36
	0.85 X 3.52 X 1 X 26	
	0.90 X 3.07 X 1 X 26	
	0.55 X 3.67 X 2 X 26	
	0.65 X 3.96 X 1 X 26	
	0.85 X 3.98 X 1 X 26	
	0.75 X 3.52 X 1 X 26	
	0.90 X 3.06 X 1 X 26	
	0.60 X 3.52 X 1 X 26	
	1.80 X 3.87 X 2 X 26	
	1.80 X 4.13 X 1 X 26	
	1.80 X 5.31 X 1 X 26	
	1.80 X 4.21 X 1 X 26	
	1.80 X 3.70 X 1 X 26	
	1.85 X 4.09 X 1 X 26	
	1.50 X 3.46 X 2 X 26	
	1.65 X 3.92 X 1 X 26	
	1.55 X 5.27 X 1 X 26	
	1.55 X 4.16 X 2 X 26	
	1.55 X 4.13 X 1 X 26	
	1.55 X 4.14 X 1 X 26	
	1.55 X 4.96 X 1 X 26	
	1.85 X 4.07 X 1 X 26	
	1.55 X 3.92 X 1 X 26	
TYPICAL - 17& 27 FLOOR PLAN	0.60 X 3.95 X 1 X 2	282.50
	0.85 X 3.52 X 1 X 2	
	0.90 X 3.07 X 1 X 2	
	0.55 X 3.67 X 2 X 2	
	0.65 X 3.96 X 1 X 2	
	0.85 X 3.98 X 1 X 2	
	0.90 X 3.06 X 1 X 2	
	0.60 X 3.52 X 1 X 2	
	1.80 X 3.87 X 2 X 2	
	1.80 X 4.13 X 1 X 2	
	1.80 X 5.31 X 1 X 2	
	1.80 X 4.21 X 1 X 2	
	1.80 X 3.70 X 1 X 2	
	1.85 X 4.09 X 1 X 2	
	1.50 X 3.46 X 2 X 2	
	1.55 X 5.27 X 1 X 2	
	1.55 X 4.16 X 2 X 2	
	1.55 X 4.13 X 1 X 2	
	1.55 X 4.14 X 1 X 2	
	1.55 X 4.96 X 1 X 2	
	1.85 X 4.07 X 1 X 2	
	1.55 X 3.92 X 1 X 2	
THIRTYFIFTH FLOOR PLAN	0.60 X 3.95 X 1	225.35
	0.85 X 3.52 X 1	
	0.90 X 3.07 X 1	
	0.55 X 3.67 X 2	
	0.65 X 3.96 X 1	
	0.85 X 3.98 X 1	
	0.75 X 3.52 X 1	
	0.90 X 3.06 X 1	
	0.60 X 3.52 X 1	
	1.80 X 3.87 X 2	
	1.80 X 4.13 X 1	
	1.80 X 5.31 X 1	
	1.80 X 4.21 X 1	
	1.80 X 3.70 X 1	
	1.85 X 12.50 X 1	
	1.50 X 10.00 X 2	
	1.65 X 11.50 X 1	
	1.55 X 13.55 X 1	
	1.55 X 13.26 X 1	
	1.85 X 12.49 X 1	
	1.55 X 11.50 X 1	
THIRTYSIXTH FLOOR PLAN	1.80 X 3.87 X 2	142.36
	1.80 X 5.31 X 1	
	1.80 X 4.21 X 1	
	1.80 X 4.03 X 2	
	1.55 X 4.31 X 1	
	1.55 X 5.27 X 1	
	1.55 X 4.08 X 1	
	1.55 X 3.90 X 1	
	1.55 X 3.43 X 2	
	1.55 X 4.81 X 1	
	1.55 X 4.02 X 1	
	1.80 X 4.12 X 1	
	1.80 X 3.43 X 1	
	1.80 X 3.51 X 1	
	1.80 X 4.81 X 1	
	1.80 X 4.33 X 1	
	1.80 X 4.96 X 1	
TYPICAL - 1- 5 FLOOR PLAN	0.60 X 3.95 X 1 X 5	751.80
	0.85 X 3.52 X 1 X 5	
	0.90 X 3.07 X 1 X 5	
	0.55 X 3.67 X 2 X 5	
	0.65 X 3.96 X 1 X 5	
	0.85 X 3.98 X 1 X 5	
	0.75 X 3.52 X 1 X 5	
	0.90 X 3.06 X 1 X 5	
	0.60 X 3.52 X 1 X 5	
	1.80 X 3.87 X 2 X 5	
	1.80 X 4.13 X 1 X 5	
	1.80 X 5.31 X 1 X 5	
	1.80 X 4.21 X 1 X 5	
	1.80 X 3.70 X 1 X 5	
	1.85 X 4.09 X 1 X 5	
	1.50 X 3.46 X 2 X 5	
	1.65 X 3.92 X 1 X 5	
	1.55 X 5.27 X 1 X 5	
	1.55 X 4.16 X 2 X 5	
	1.55 X 4.13 X 1 X 5	
	1.55 X 4.14 X 1 X 5	
	1.55 X 4.96 X 1 X 5	
	1.85 X 4.07 X 1 X 5	
	1.55 X 3.92 X 1 X 5	
TWENTYNINTH FLOOR PLAN	0.60 X 3.95 X 1	150.36
	0.85 X 3.52 X 1	
	0.90 X 3.07 X 1	
	0.55 X 3.67 X 2	
	0.65 X 3.96 X 1	
	0.85 X 3.98 X 1	
	0.75 X 3.52 X 1	
	0.90 X 3.06 X 1	
	0.60 X 3.52 X 1	
	1.80 X 3.87 X 2	
	1.80 X 4.13 X 1	
	1.80 X 5.31 X 1	
	1.80 X 4.21 X 1	
	1.80 X 3.70 X 1	
	1.85 X 4.09 X 1	
	1.50 X 3.46 X 2	
	1.65 X 3.92 X 1	
	1.55 X 5.27 X 1	
	1.55 X 4.16 X 2	
	1.55 X 4.13 X 1	
	1.55 X 4.14 X 1	
	1.55 X 4.96 X 1	
	1.85 X 4.07 X 1	
	1.55 X 3.92 X 1	
Total	-	5461.73

BUILDING :D (PROPOSED)

FLOOR NAME	TOTAL BUA	DEDUCTIONS				NET BUA	TNMTS.	PARKING AREA	NO OF STACK	NET PARKING
		VSHAFT	VOID	ACCES.	DOUBLE HT.	RESI.				
COMMON BASEMENT THIRD FLOOR	33107.40	845.02	86.84	1247.43	0.00	0.00	00	30928.10	1	30928.10
COMMON BASEMENT SECOND FLOOR	33107.40	845.02	1482.02	287.21	0.00	0.00	00	33150.40	1	33150.40
COMMON BASEMENT FIRST FLOOR	33107.40	862.66	1771.58	1168.75	0.00	0.00	00	28869.80	1	28869.80
STILT ONE FLOOR	1541.17	0.00	1184.87	132.60	0.00	0.00	00	356.30	1	356.30
FIRST FLOOR	1798.50	0.00	18.61	0.00	0.00	1779.89	10	0.00	0	0.00
SECOND FLOOR	1798.50	0.00	18.61	0.00	0.00	1779.89	10	0.00	0	0.00
THIRD FLOOR	1798.50	0.00	18.61	0.00	0.00	1779.89	10	0.00	0	0.00
FOURTH FLOOR	1798.50	0.00	18.61	0.00	0.00	1779.89	10	0.00	0	0.00
FIFTH FLOOR	1798.50	0.00	18.61	0.00	0.00	1779.89	10	0.00	0	0.00
SIXTH FLOOR	1798.50	0.00	18.61	0.00	0.00	1779.89	10	0.00	0	0.00
SEVENTH FLOOR	1798.50	0.00	18.61	0.00	0.00	1779.89	10	0.00	0	0.00
EIGHTH FLOOR	1798.50	0.00	18.61	0.00	0.00	1779.89	10	0.00	0	0.00
NINTH FLOOR	1798.50	0.00	18.61	0.00	0.00	1779.89	10	0.00	0	0.00
TENTH FLOOR	1798.50	0.00	18.61	0.00	0.00	1779.89	10	0.00	0	0.00
ELEVENTH FLOOR	1798.50	0.00	18.61	0.00	0.00	1779.89	10	0.00	0	0.00
TWELFTH FLOOR	1798.50	0.00	18.61	0.00	0.00	1779.89	10	0.00	0	0.00
THIRTEENTH FLOOR	1798.50	0.00	18.61	0.00	0.00	1779.89	10	0.00	0	0.00
FOURTEENTH FLOOR	1798.50	0.00	18.61	0.00	0.00	1779.89	10	0.00	0	0.00
FIFTEENTH FLOOR	1798.50	0.00	18.61	0.00	0.00	1779.89	10	0.00	0	0.00
SIXTEENTH FLOOR	1798.50	0.00	18.61	0.00	0.00	1779.89	10	0.00	0	0.00
SEVENTEENTH FLOOR	1798.51	0.00	18.61	0.00	0.00	1779.90	09	0.00	0	0.00
EIGHTEENTH FLOOR	1798.50	0.00	18.61	0.00	0.00	1779.89	10	0.00	0	0.00
NINETEENTH FLOOR	1798.50	0.00	18.61	0.00	0.00	1779.89	10	0.00	0	0.00
TWENTIETH FLOOR	1798.50	0.00	18.61	0.00	0.00	1779.89	10	0.00	0	0.00
TWENTYFIRST FLOOR	1798.50	0.00	18.61	0.00	0.00	1779.89	10	0.00	0	0.00
TWENTYSECOND FLOOR	1798.50	0.00	18.61	0.00	0.00	1779.89	10	0.00	0	0.00
TWENTYTHIRD FLOOR	1798.50	0.00	18.61	0.00	0.00	1779.89	10	0.00	0	0.00
TWENTYFOURTH FLOOR	1798.50	0.00	18.61	0.00	0.00	1779.89	10	0.00	0	0.00
TWENTYFIFTH FLOOR	1798.50	0.00	18.61	0.00	0.00	1779.89	10	0.00	0	0.00
TWENTYSIXTH FLOOR	1798.50	0.00	18.61	0.00	0.00	1779.89	10	0.00	0	0.00
TWENTYSEVENTH FLOOR	1798.51	0.00	18.61	0.00	0.00	1779.90	09	0.00	0	0.00
TWENTYEIGHTH FLOOR	1798.50	0.00	18.61	0.00	0.00	1779.89	10	0.00	0	0.00
TWENTYNINTH FLOOR	1798.50	0.00	18.61	0.00	0.00	1779.89	10	0.00	0	0.00
THIRTIETH FLOOR	1798.50	0.00	18.61	0.00	0.00	1779.89	10	0.00	0	0.00
THIRTYFIRST FLOOR	1798.50	0.00	18.61	0.00	0.00	1779.89	10	0.00	0	0.00
THIRTYSECOND FLOOR	1798.50	0.00	18.61	0.00	0.00	1779.89	10	0.00	0	0.00
THIRTYTHIRD FLOOR	1798.50	0.00	18.61	0.00	0.00	1779.89	10	0.00	0	0.00
THIRTYFOURTH FLOOR	1798.50	0.00	18.61	0.00	0.00	1779.89	10	0.00	0	0.00
THIRTYFIFTH FLOOR	1873.48	0.00	18.61	0.00	0.00	1854.87	10	0.00	0	0.00
THIRTYSIXTH FLOOR	1697.24	0.00	18.61	0.00	56.16	1678.63	00	0.00	0	0.00
TERRACE FLOOR	20.97	0.00	0.00	20.97	0.00	0.00	00	0.00	0	0.00
TOTAL	165604.08	2552.70	5195.27	2856.96	56.16	64049.78	348	93304.60		93304.60
TOTAL NO OF BLDG	1									
TOTAL	165604.08	2552.70	5195.27	2856.96	56.16	64049.78	348	93304.60		93304.60

SCHEDULE OF JOINERY

BUILDING NAME	NAME	L X H	NOS
D (PROPOSED)	D2	0.70 X 2.10	01
D (PROPOSED)	D2	0.75 X 2.10	106
D (PROPOSED)	D1	0.90 X 2.10	1950
D (PROPOSED)	D1	0.94 X 2.10	01
D (PROPOSED)	D1	1.00 X 2.10	820

SCHEDULE OF JOINERY

BUILDING NAME	NAME	L X H	NOS
D (PROPOSED)	KW	1.20 X 1.80	141
D (PROPOSED)	V1	1.20 X 2.00	1362
D (PROPOSED)	SD1	1.80 X 2.80	289
D (PROPOSED)	W1	1.80 X 2.90	1463
D (PROPOSED)	SD	3.07 X 2.80	72
D (PROPOSED)	SD	3.50 X 2.80	286

ISO_full_bleed_4A0_(1682.00_x_2378.00_MM)

GENERAL CONDITIONS:

1.A dual piping system is a type of plumbing system where two separate sets of pipes are installed to distribute water in a building. One set of pipes carries potable or drinking water, while the other set of pipes carries non-potable or reclaimed water. The potable water pipes are connected to the main water supply and distribute water for drinking, cooking, and bathing. The non-potable or reclaimed water pipes carry water that has been treated and recycled from sources like rainwater, greywater from sinks and showers, or treated wastewater.
2.Parking places in buildings shall be provided with Electric Vehicle Charging Infrastructure as per Central Electricity Authority (CEA) Technical Requirements for Connection of Distributed Generation Sources, CEA Measures of Safety Regulations, 2010 and Ministry of Power Consolidated Guidelines and Standards for EV Charging Infrastructure, as amended from time to time".
3.For Constructions over 10,000 Sq.mt and above and in case of Group Housing Buildings where there are 100 units and above, the plumbing arrangement shall be made in a way that the potable water shall be used for drinking, cooking and bathing only and for rest of the uses, provision for dual piping system shall be made.
4.New building constructions shall have to properly demarcate sections within buildings and on rooftops for housing Broadband/digital connectivity infrastructure / antenna. These areas should have access to power supply for reliable, always on services. Further, Computer Telephony Integration (CTI) of a building shall include the common duct to access the common space used as telecomn room inside the building.
5.Occupancy Certificate to a building shall be granted only after ensuring that the CTI as per the prescribed standards is in place and an undertaking is given by the Architect or Engineer certifying that building has ensured common access to all digital infrastructure to all Service providers in accordance with plan of creation of CTI.

CONDITION:

1 TECHNICAL APPROVAL IS HERE BY ACCORDED FOR ___ <<REs/Comm/others>> Building ____ << floors>> in of plot nos. __ Sy. No: __ situated at in ____ Village & ___ Mandal, ___ District in proceeding letter subject to conditions mentioned on Approved Plan Vide No.___ Dt: ___.
2 All the conditions imposed in Lr. No. ________ Dt: ___ are to be strictly followed.
3 The applicant shall construct the Building as per Sanctioned Plan if any deviations made in setbacks, the 10.00 % mortgaged Built Up Area forfeited, the technical approved building plans will be withdrawn and cancelled without notice and action will be taken as per law.
4 The Cellar/Stilt floor shall be used for parking purpose only and should not be used for any other purposes as per the G.O.Ms.No. 168 MA Dt: 07-04-2012 and its ammendments.
5 The Builder/Developer should construct sump, septic tank and underground drainage as per ISI standards. In addition to the drainage system available.
6 That the applicant shall comply the conditions laid down in the G.O.Ms.No. 168 MA Dt: 07-04-2012 and its Amended Government Orders.
7 This permission does not bar any public agency including HMDA/Local Body to acquire the lands for public purpose as per Law.
8 The Builder/Developer/Owner shall be responsible and ensure that the fire safety, structural stability requirements of the proposed complex are in accordance with the A.P Fire Services Act — 1999.
9 Automatic Sprinkler system is to be provided if the basement area exceeds 200 Sq. Mtrs Electrical wiring and installation shall be certified by the electrical engineers to Ensure electrical fire safety.
10 Transformers shall be provided with 4 hours Rating fire resistant constructions as per Rule 15 (e) of A.P Apartments (Promotion of constructions and ownership) rules, 1987.
11 If any litigations/discrepancy arises in future regarding ownership documents, the applicant is whole responsible and not made party to HMDA or its employees and plans deemed to be withdrawn and cancelled.
12 The HMWS and SB and T.S. Transco not to provide the permanent connection till to produce the occupancy certificate from the Sanctioning Authority.
13 If in case above said conditions are not adhered HMDA/Local Authority can withdraw the said permission.
14 If any cases are pending in court of law with regard to the site U/R and have adverse orders, the permission granted shall be deemed to be withdrawn and cancelled.
15 The applicant/ developer is the whole responsible if any loss of human life or any damage occurs while constructing the building and after construction of building and have no rights to claim to HMDA and its employees shall not be held as a party to any such dispute/ litigations.
16 The HMDA reserve the right to cancel the permission, if it is found that the permission is obtained by false statement or misinterpretation or suppression of any material facts or rule.

OFFICER DETAILS	
OFFICER NAME :	
DESIGNATION :	
DATE AND TIME :	
APPROVAL NO:	SEAL OF APPROVAL
DATE OF APPROVAL :	
OWNER'S SIGNATURE	ARCHITECT'S SIGNATURE
BUILDER'S SIGNATURE	STRUCTURAL ENGINEER'S SIGNATURE

Note: All dimensions are in meters.

Project Title : PLAN SHOWING THE PROPOSED RESIDENTIAL APARTMENTS IN SY No's 167, 217, 218, 219, 220, 222/AA, 226, 227, 228, SITUATED AT KOLLUR VILLAGE AND R.C. PURAM MANDAL, UNDER TELLAPUR MUNICIPALITY, SANGAREDDY DIST. T.S.BELONGINGS TO:SRI. BOPPANA ATCHUTA RAO AND OTHERSREP BY THEIR DAIGPA HOLDERM/s ANVITA BUILDPRO LLPREP. BY ITS DESIGNATED PARTNERSRI.BOPPANA ATCHUTA RAO S/o BOPPANA BABU RAO

FILE DETAILS	
LTP NAME : MM DESIGNERS	
LTP LICENCE NO : na	DATE : 29-09-2023
FILE NO : TS/061734/2023	SHEET NO.: 8 / 10
SHEET NAME : Building Plan Details	

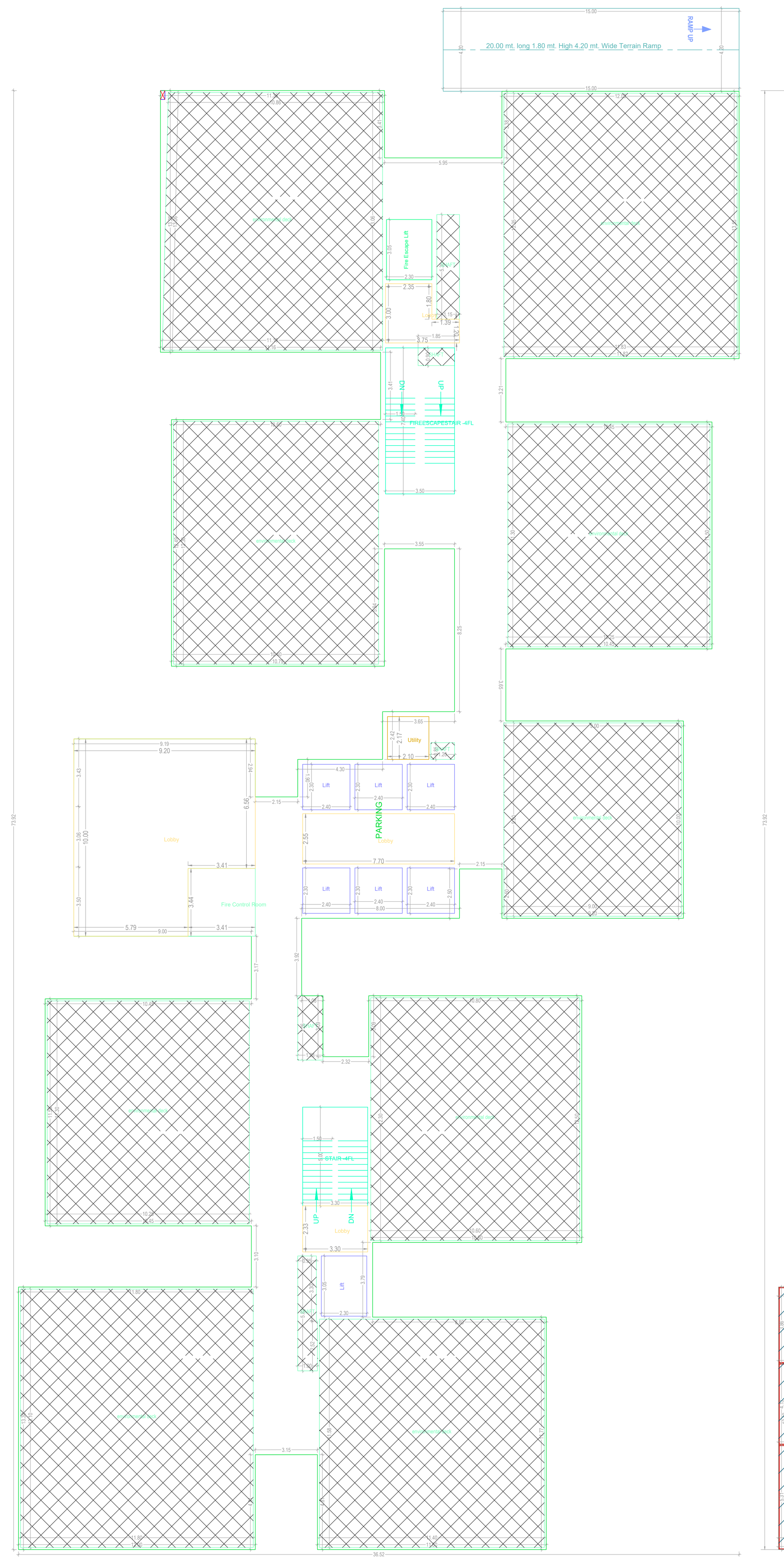

STILT ONE FLOOR PLAN
(SCALE 1:100)

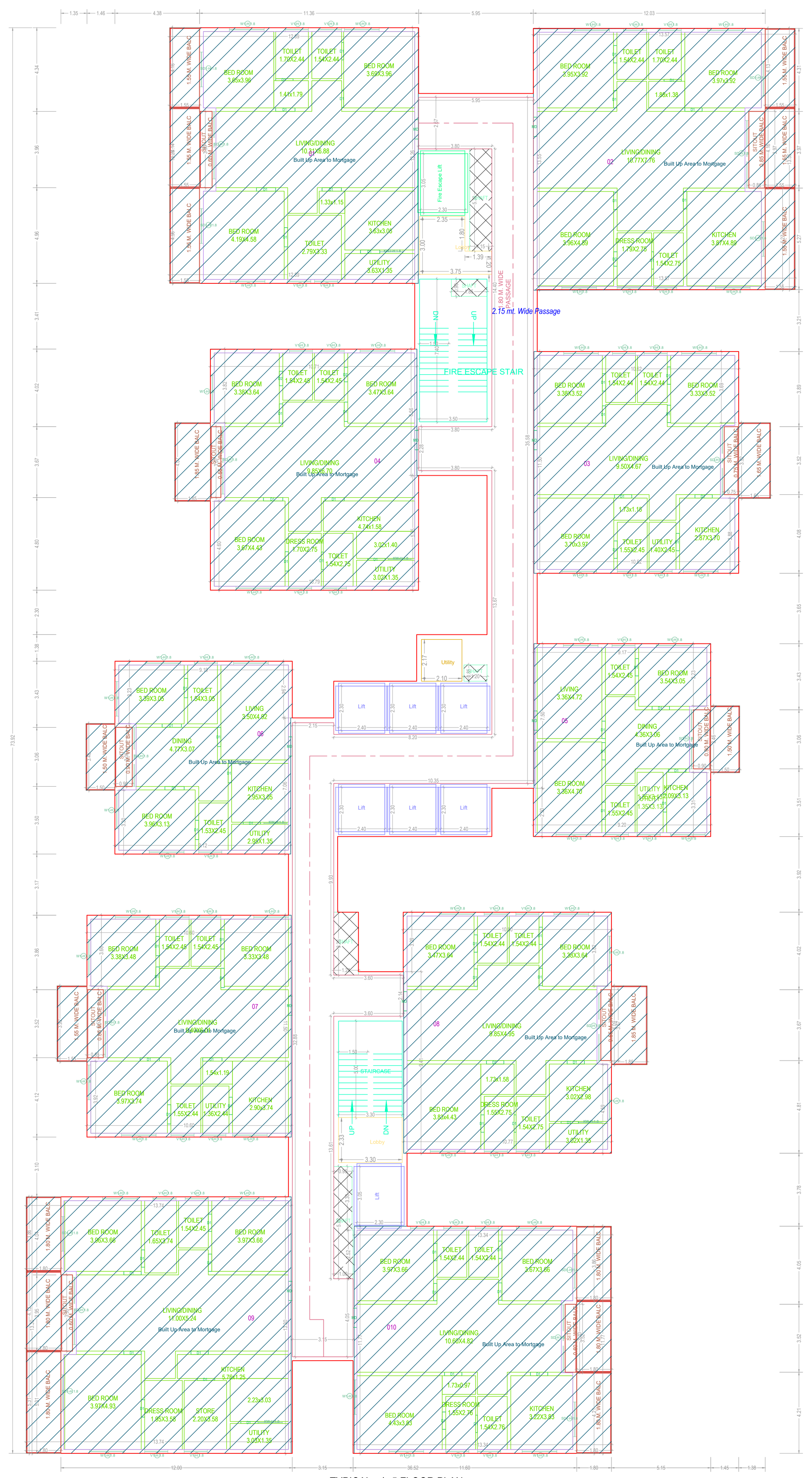

TYPICAL - 1- 5 FLOOR PLAN
(Proposed)
(SCALE 1:100)

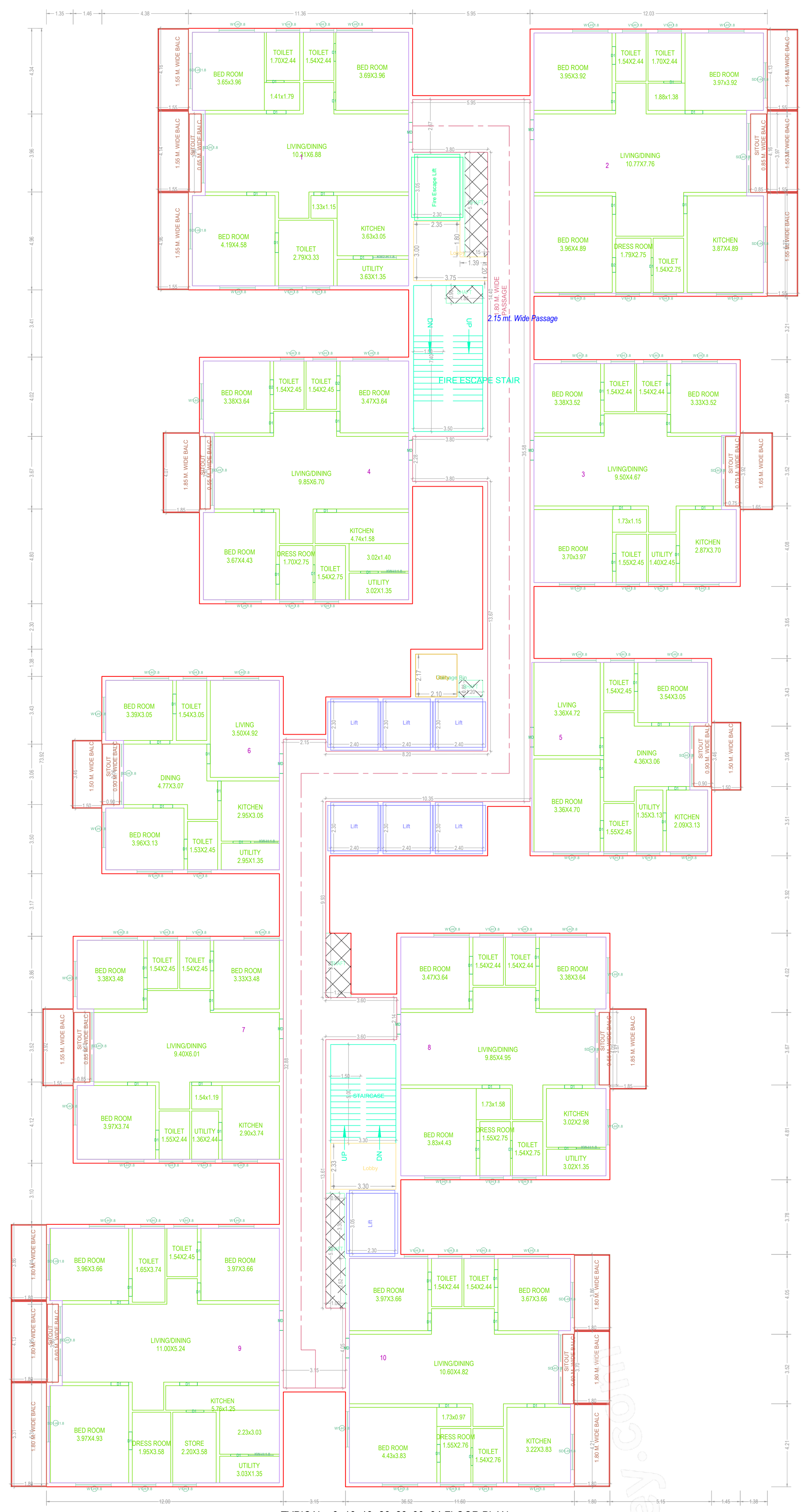

TYPICAL - 6- 16, 18- 26, 28, 30- 34 FLOOR PLAN
(Proposed)
(SCALE 1:100)

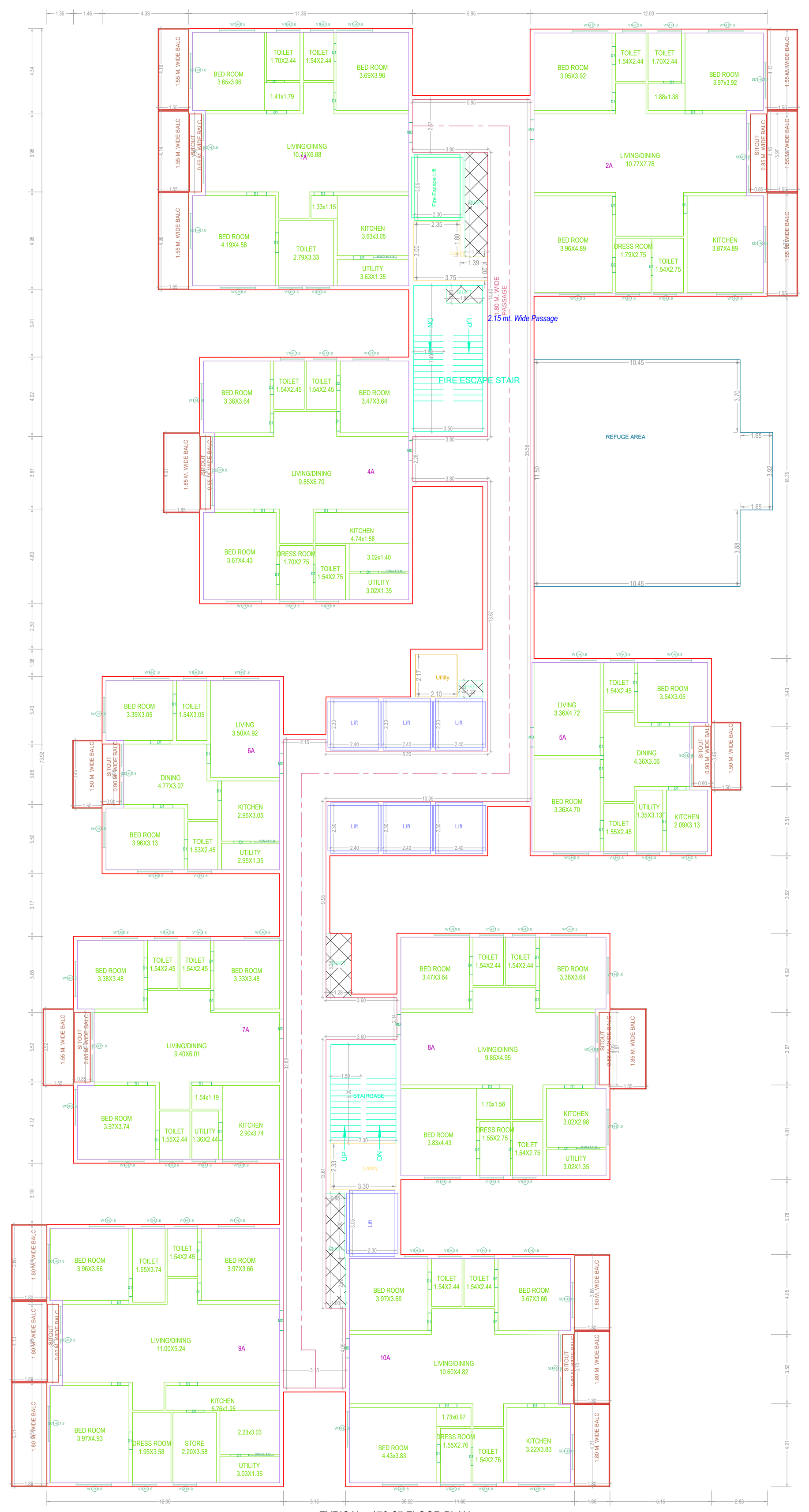

TYPICAL - 17& 27 FLOOR PLAN
(Proposed)
(SCALE 1:100)

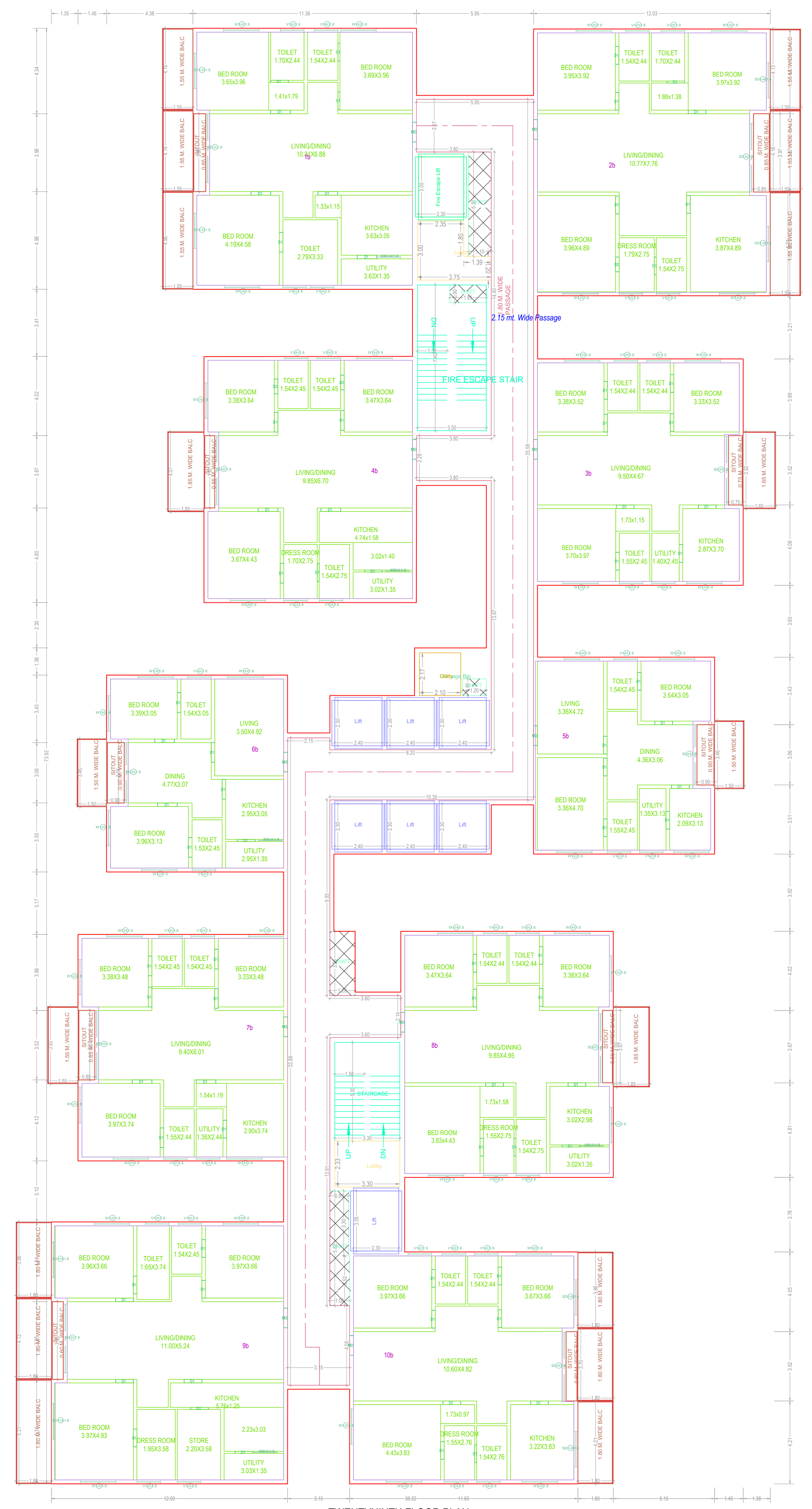

TWENTYNINTH FLOOR PLAN
(Proposed)
(SCALE 1:100)

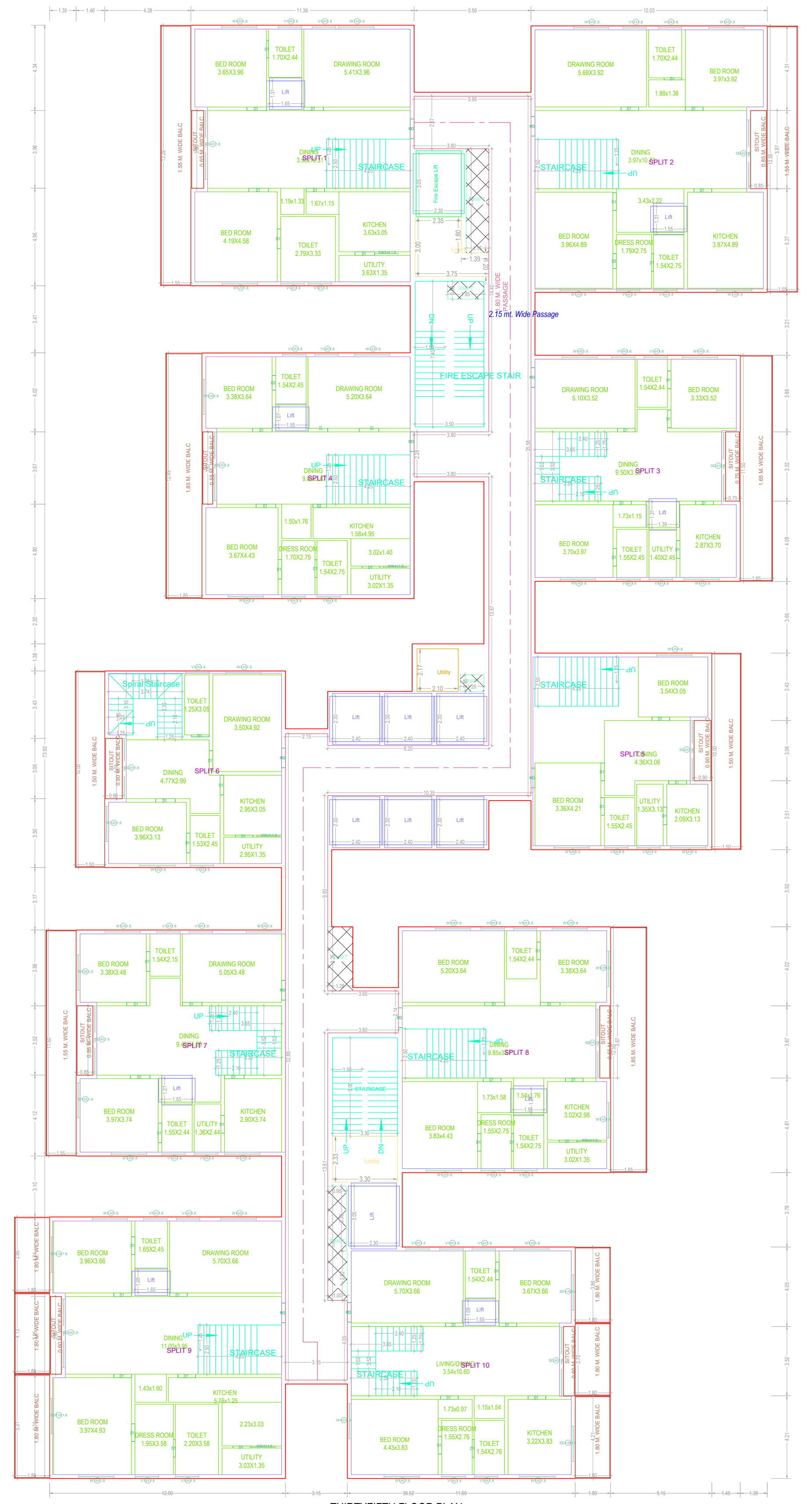

THIRTYFIFTH FLOOR PLAN
(Proposed)
(SCALE 1:100)

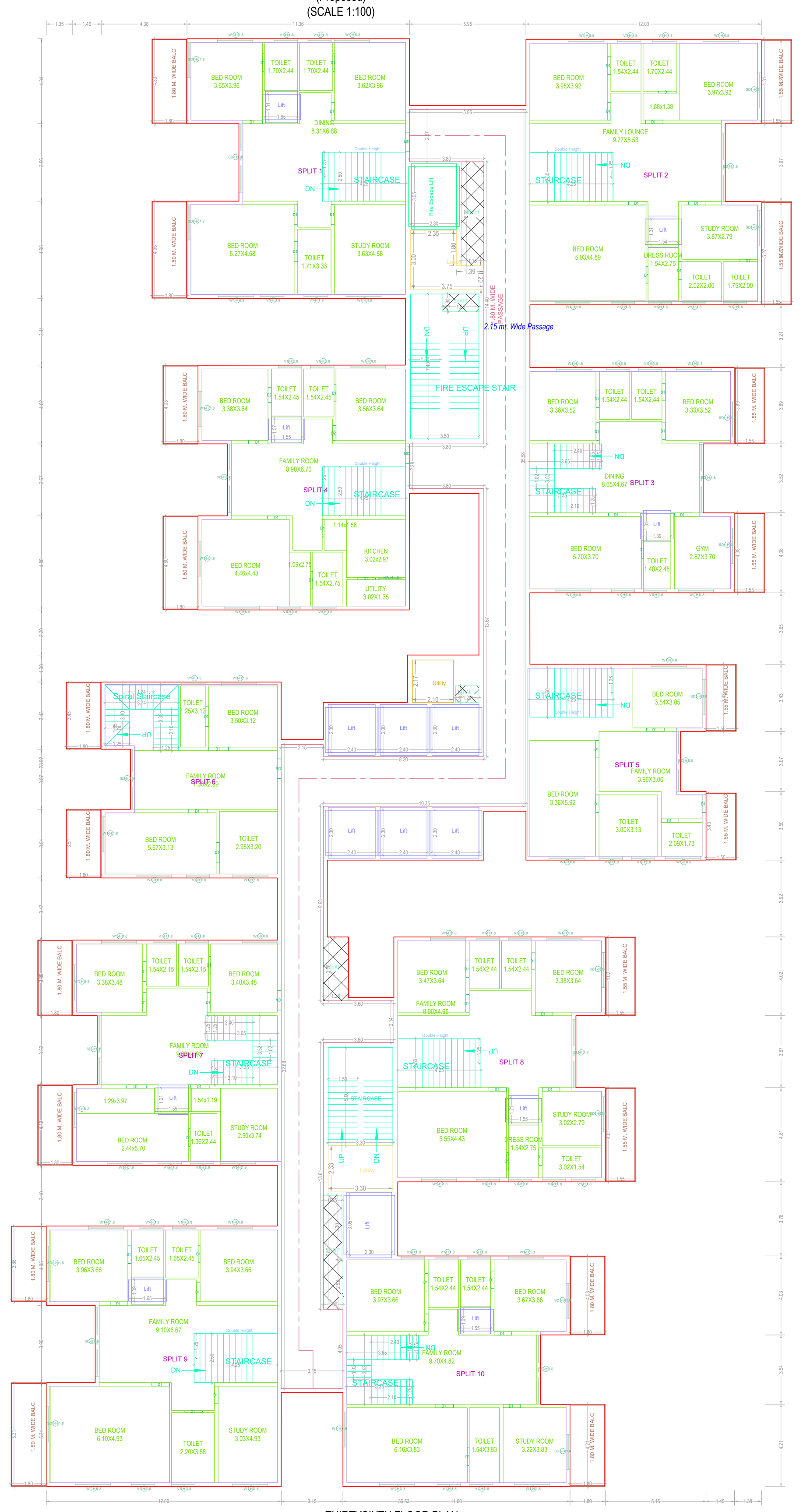

THIRTYSIXTH FLOOR PLAN
(Proposed)
(SCALE 1:100)

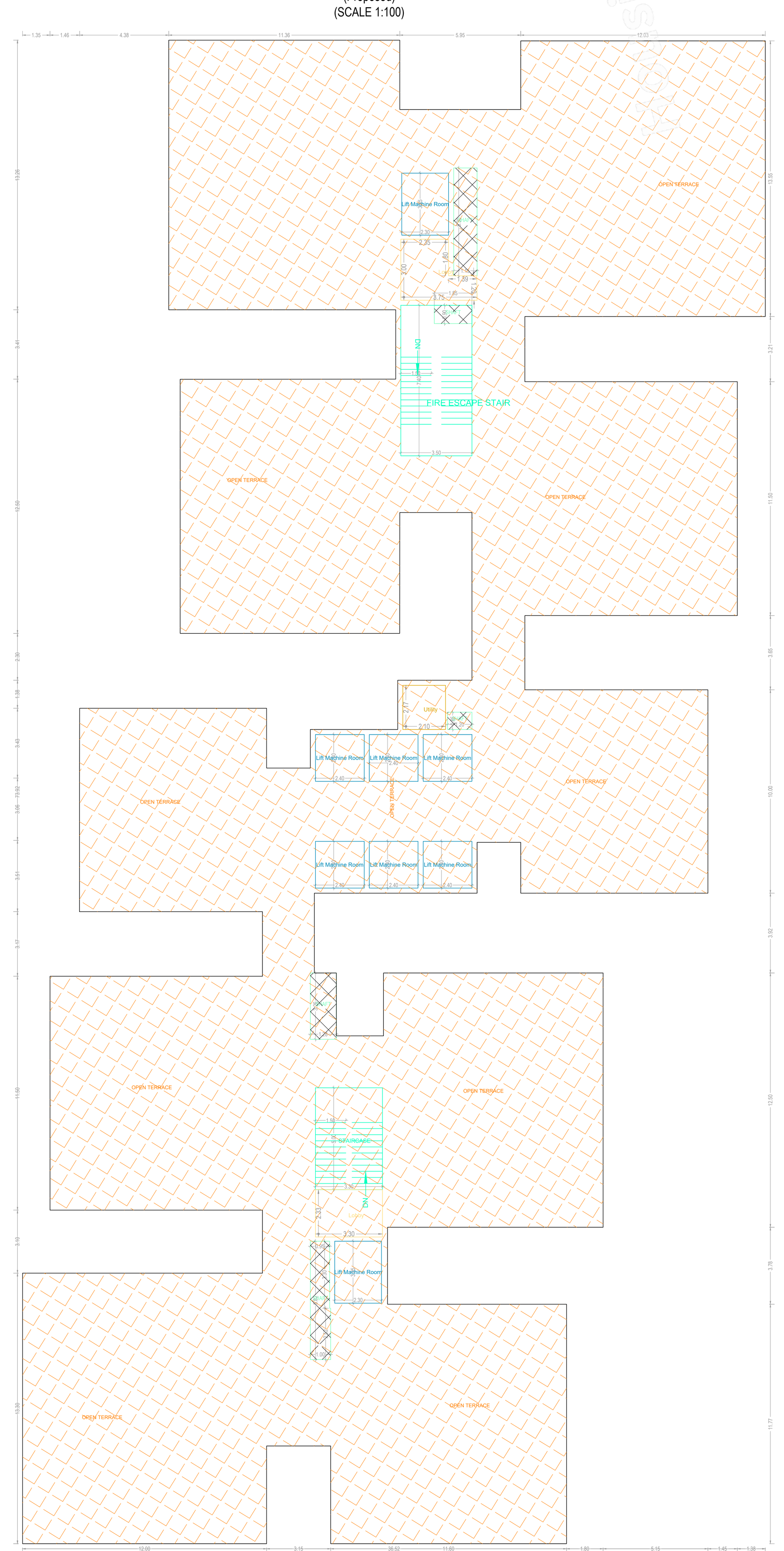

TERRACE FLOOR PLAN
(SCALE 1:100)

GENERAL CONDITIONS:

1.A dual piping system is a type of plumbing system where two separate sets of pipes are installed to distribute water in a building. One set of pipes carries potable or drinking water, while the other set of pipes carries non-potable or reclaimed water. The potable water pipes are connected to the main water supply and distribute water for drinking, cooking, and bathing. The non-potable or reclaimed water pipes carry water that has been treated and recycled from sources like rainwater, greywater from sinks and showers, or treated wastewater.
2.Parking places in buildings shall be provided with Electric Vehicle Charging Infrastructure as per Central Electricity Authority (CEA) Technical Requirements for Connection of Distributed Generation Sources, CEA Measures of Safety Regulations, 2010 and Ministry of Power Consolidated Guidelines and Standards for EV Charging Infrastructure, as amended from time to time".
3.For Constructions over 10,000 Sq.mt and above and in case of Group Housing Buildings where there are 100 units and above, the plumbing arrangement shall be made in a way that the potable water shall be used for drinking, cooking and bathing only and for rest of the uses, provision for dual piping system shall be made.
4.New building constructions shall have to properly demarcate sections within buildings and on rooftops for housing Broadband/digital connectivity infrastructure / antenna. These areas should have access to power supply for reliable, always on services. Further, Computer Telephony Integration (CTI) of a building shall include the common duct to access the common space used as telecomn room inside the building.
5.Occupancy Certificate to a building shall be granted only after ensuring that the CTI as per the prescribed standards is in place and an undertaking is given by the Architect or Engineer certifying that building has ensured common access to all digital infrastructure to all Service providers in accordance with plan of creation of CTI.

CONDITION:

1 TECHNICAL APPROVAL IS HERE BY ACCORDED FOR ___ <<REs/Comm/others>> Building ____ << floors>> in of plot nos. __ Sy. No: __ situated at in ____ Village & ___ Mandal, ___ District in proceeding letter subject to conditions mentioned on Approved Plan Vide No.___ Dt: ___.
2 All the conditions imposed in Lr. No. ________ Dt: ___ are to be strictly followed.
3 The applicant shall construct the Building as per Sanctioned Plan if any deviations made in setbacks, the 10.00 % mortgaged Built Up Area forfeited, the technical approved building plans will be withdrawn and cancelled without notice and action will be taken as per law.
4 The Cellar/Stilt floor shall be used for parking purpose only and should not be used for any other purposes as per the G.O.Ms.No. 168 MA Dt: 07-04-2012 and its ammendments.
5 The Builder/Developer should construct sump, septic tank and underground drainage as per ISI standards. In addition to the drainage system available.
6 That the applicant shall comply the conditions laid down in the G.O.Ms.No. 168 MA Dt: 07-04-2012 and its Amended Government Orders.
7 This permission does not bar any public agency including HMDA/Local Body to acquire the lands for public purpose as per Law.
8 The Builder/Developer/Owner shall be responsible and ensure that the fire safety, structural stability requirements of the proposed complex are in accordance with the A.P Fire Services Act — 1999.
9 Automatic Sprinkler system is to be provided if the basement area exceeds 200 Sq. Mtrs Electrical wiring and installation shall be certified by the electrical engineers to Ensure electrical fire safety.
10 Transformers shall be provided with 4 hours Rating fire resistant constructions as per Rule 15 (e) of A.P Apartments (Promotion of constructions and ownership) rules, 1987.
11 If any litigations/discrepancy arises in future regarding ownership documents, the applicant is whole responsible and not made party to HMDA or its employees and plans deemed to be withdrawn and cancelled.
12 The HMWS and SB and T.S. Transco not to provide the permanent connection till to produce the occupancy certificate from the Sanctioning Authority.
13 If in case above said conditions are not adhered HMDA/Local Authority can withdraw the said permission.
14 If any cases are pending in court of law with regard to the site U/R and have adverse orders, the permission granted shall be deemed to be withdrawn and cancelled.
15 The applicant/ developer is the whole responsible if any loss of human life or any damage occurs while constructing the building and after construction of building and have no rights to claim to HMDA and its employees shall not be held as a party to any such dispute/ litigations.
16 The HMDA reserve the right to cancel the permission, if it is found that the permission is obtained by false statement or misinterpretation or suppression of any material facts or rule.

OFFICER DETAILS	
OFFICER NAME :	
DESIGNATION :	
DATE AND TIME :	
APPROVAL NO:	SEAL OF APPROVAL
DATE OF APPROVAL :	
OWNER'S SIGNATURE	ARCHITECT'S SIGNATURE
BUILDER'S SIGNATURE	STRUCTURAL ENGINEER'S SIGNATURE

Note: All dimensions are in meters.

Project Title : PLAN SHOWING THE PROPOSED RESIDENTIAL APARTMENTS IN SY No's 167, 217, 218, 219, 220, 222/AA, 226, 227, 228, SITUATED AT KOLLUR VILLAGE AND R.C. PURAM MANDAL, UNDER TELLAPUR MUNICIPALITY, SANGAREDDY DIST. T.S.BELONGINGS TO:SRI. BOPPANA ATCHUTA RAO AND OTHERSREP BY THEIR DAIGPA HOLDERM/s ANVITA BUILDPRO LLPREP. BY ITS DESIGNATED PARTNERSRI.BOPPANA ATCHUTA RAO S/o BOPPANA BABU RAO

FILE DETAILS	
LTP NAME : MM DESIGNERS	
LTP LICENCE NO : na	DATE : 29-09-2023
FILE NO : TS/061734/2023	SHEET NO.: 9 / 10
SHEET NAME : Building Plan Details	

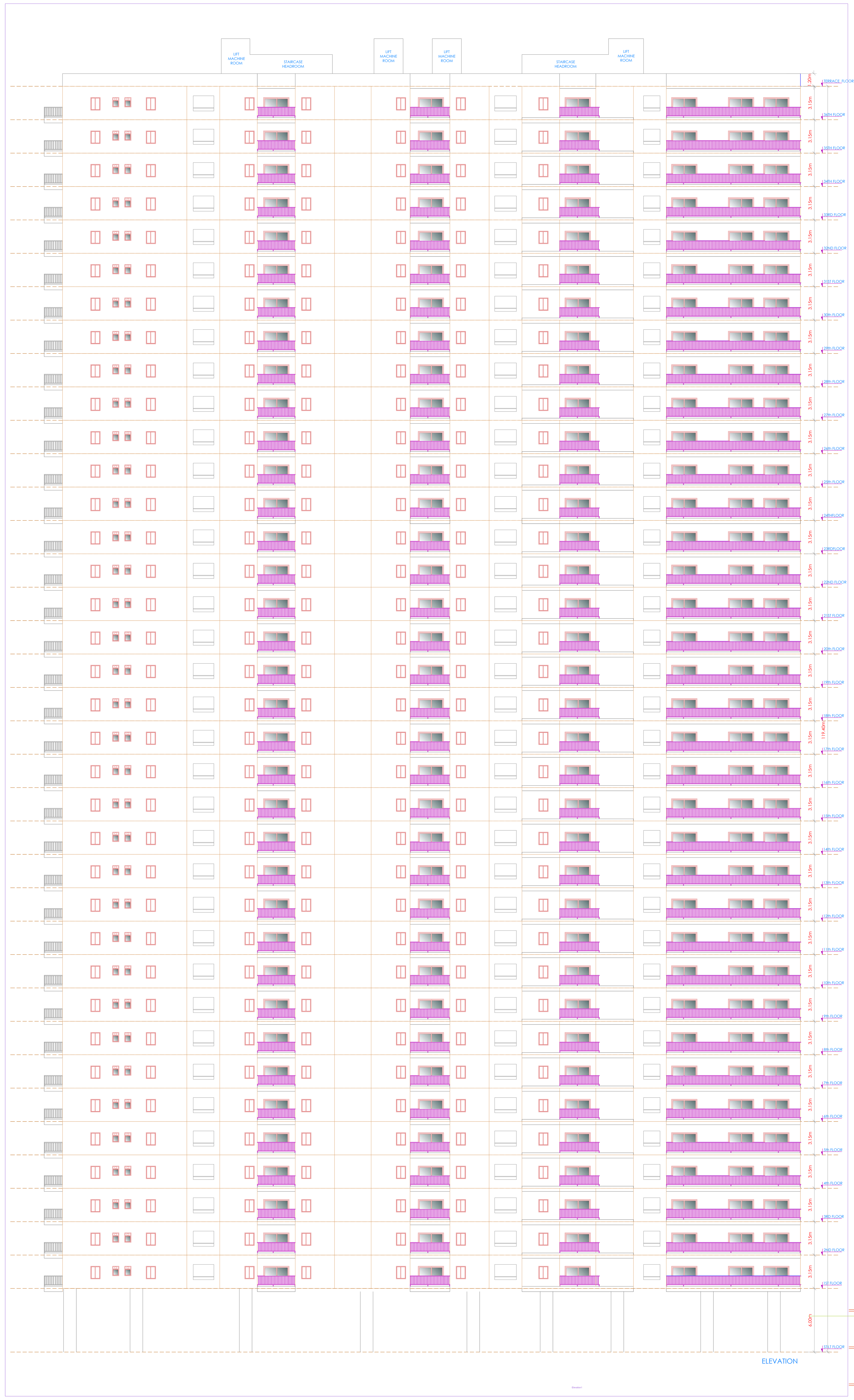

ELEVATION

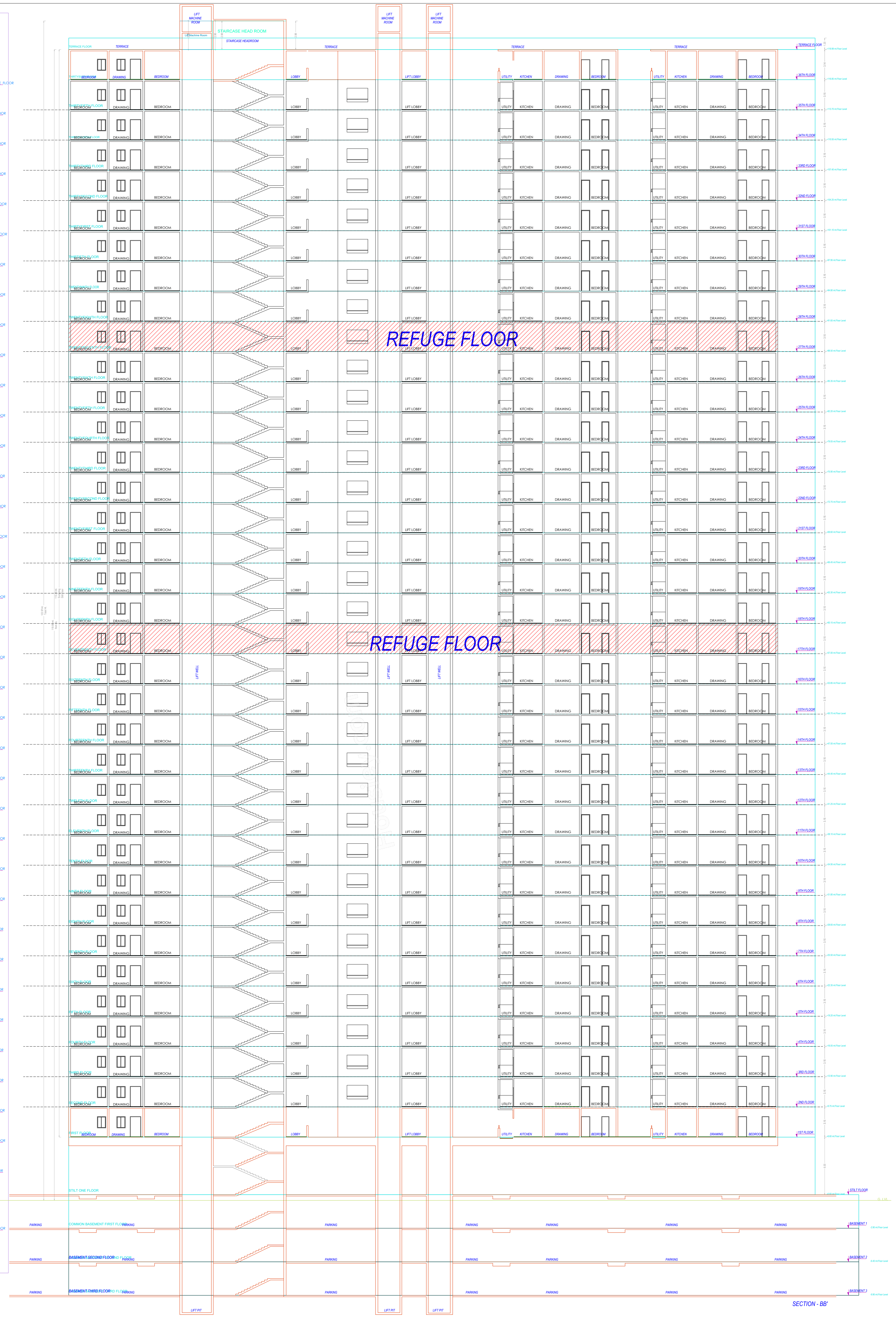

SECTION - BB'

Balcony Calculations Table

FLOOR NAME	SIZE	TOTAL AREA
TYPICAL - 6- 16, 18- 26, 28, 30- 34 FLOOR PLAN	1.58 X 5.03 X 1 X 26	3719.56
	1.58 X 3.52 X 1 X 26	
	1.58 X 3.59 X 1 X 26	
	1.50 X 3.75 X 1 X 26	
	1.70 X 4.05 X 1 X 26	
	1.50 X 3.45 X 1 X 26	
	1.75 X 5.46 X 1 X 26	
	1.75 X 3.57 X 2 X 26	
	1.75 X 4.05 X 1 X 26	
	1.73 X 5.01 X 1 X 26	
	1.73 X 3.66 X 1 X 26	
	1.73 X 4.04 X 1 X 26	
	1.85 X 3.58 X 1 X 26	
	1.70 X 3.76 X 1 X 26	
	1.53 X 3.42 X 1 X 26	
	1.75 X 3.76 X 1 X 26	
	1.75 X 3.86 X 1 X 26	
	0.65 X 3.39 X 1 X 26	
	0.66 X 3.06 X 1 X 26	
	0.55 X 3.36 X 1 X 26	
	0.55 X 3.18 X 1 X 26	
	0.68 X 3.66 X 1 X 26	
	0.65 X 3.57 X 1 X 26	
	0.90 X 3.05 X 1 X 26	
	0.70 X 3.65 X 1 X 26	
	0.90 X 3.35 X 1 X 26	
	0.78 X 3.52 X 1 X 26	
TYPICAL - 17& 27 FLOOR PLAN	1.58 X 5.03 X 1 X 2	270.26
	1.58 X 3.52 X 1 X 2	
	1.58 X 3.59 X 1 X 2	
	1.50 X 3.75 X 1 X 2	
	1.70 X 4.05 X 1 X 2	
	1.75 X 5.46 X 1 X 2	
	1.75 X 3.57 X 2 X 2	
	1.75 X 4.05 X 1 X 2	
	1.73 X 5.01 X 1 X 2	
	1.73 X 3.66 X 1 X 2	
	1.73 X 4.04 X 1 X 2	
	1.85 X 3.58 X 1 X 2	
	1.70 X 3.76 X 1 X 2	
	1.53 X 3.42 X 1 X 2	
	1.75 X 3.76 X 1 X 2	
	1.75 X 3.86 X 1 X 2	
	0.65 X 3.39 X 1 X 2	
	0.66 X 3.06 X 1 X 2	
	0.55 X 3.36 X 1 X 2	
	0.55 X 3.18 X 1 X 2	
	0.68 X 3.66 X 1 X 2	
	0.65 X 3.57 X 1 X 2	
	0.70 X 3.65 X 1 X 2	
	0.90 X 3.35 X 1 X 2	
	0.78 X 3.52 X 1 X 2	
THIRTYFIFTH FLOOR PLAN	1.58 X 5.03 X 1	246.63
	1.58 X 3.52 X 1	
	1.58 X 3.59 X 1	
	1.50 X 11.56 X 1	
	1.70 X 11.50 X 1	
	1.50 X 9.55 X 1	
	1.75 X 5.46 X 1	
	1.75 X 3.57 X 2	
	1.75 X 4.05 X 1	
	1.73 X 5.01 X 1	
	1.73 X 3.66 X 1	
	1.73 X 4.04 X 1	
	1.85 X 10.83 X 1	
	1.70 X 11.13 X 1	
	1.53 X 10.52 X 1	
	1.75 X 5.23 X 1	
	1.75 X 3.86 X 1	
	1.65 X 3.39 X 1	
	1.66 X 3.06 X 1	
	1.55 X 3.36 X 1	
	1.55 X 3.18 X 1	
	1.68 X 3.66 X 1	
	1.65 X 3.57 X 1	
	0.90 X 3.05 X 1	
	1.70 X 3.65 X 1	
	1.90 X 3.35 X 1	
	1.78 X 3.52 X 1	
THIRTYSIXTH FLOOR PLAN	1.58 X 5.03 X 1	144.84
	1.58 X 3.59 X 1	
	1.50 X 3.75 X 1	
	1.75 X 5.46 X 1	
	1.75 X 4.05 X 1	
	1.73 X 5.01 X 1	
	1.73 X 4.04 X 1	
	1.75 X 5.23 X 1	
	1.75 X 3.86 X 1	
	1.90 X 3.35 X 1	
	1.75 X 3.73 X 2	
	1.75 X 3.87 X 1	
	1.75 X 3.90 X 2	
	1.75 X 3.74 X 1	
	1.70 X 2.79 X 1	
	1.70 X 3.71 X 1	
	1.70 X 3.82 X 1	
	1.70 X 4.03 X 1	
	1.50 X 4.46 X 1	
TWENTYNINTH FLOOR PLAN	1.58 X 5.03 X 1	143.06
	1.58 X 3.52 X 1	
	1.58 X 3.59 X 1	
	1.50 X 3.75 X 1	
	1.70 X 4.05 X 1	
	1.50 X 3.45 X 1	
	1.75 X 5.46 X 1	
	1.75 X 3.57 X 2	
	1.75 X 4.05 X 1	
	1.73 X 5.01 X 1	
	1.73 X 3.66 X 1	
	1.73 X 4.04 X 1	
	1.85 X 3.58 X 1	
	1.70 X 3.76 X 1	
	1.53 X 3.42 X 1	
	1.75 X 3.76 X 1	
	1.75 X 3.86 X 1	
	0.65 X 3.39 X 1	
	0.66 X 3.06 X 1	
	0.55 X 3.36 X 1	
	0.55 X 3.18 X 1	
	0.68 X 3.66 X 1	
	0.65 X 3.57 X 1	
	0.90 X 3.05 X 1	
	0.70 X 3.65 X 1	
	0.90 X 3.35 X 1	
	0.78 X 3.52 X 1	
TYPICAL - 1- 5 FLOOR PLAN	1.58 X 5.03 X 1 X 5	715.30
	1.58 X 3.52 X 1 X 5	
	1.58 X 3.59 X 1 X 5	
	1.50 X 3.75 X 1 X 5	
	1.70 X 4.05 X 1 X 5	
	1.50 X 3.45 X 1 X 5	
	1.75 X 5.46 X 1 X 5	
	1.75 X 3.57 X 2 X 5	
	1.75 X 4.05 X 1 X 5	
	1.73 X 5.01 X 1 X 5	
	1.73 X 3.66 X 1 X 5	
	1.73 X 4.04 X 1 X 5	
	1.85 X 3.58 X 1 X 5	
	1.70 X 3.76 X 1 X 5	
	1.53 X 3.42 X 1 X 5	
	1.75 X 3.76 X 1 X 5	
	1.75 X 3.86 X 1 X 5	
	0.65 X 3.39 X 1 X 5	
	0.66 X 3.06 X 1 X 5	
	0.55 X 3.36 X 1 X 5	
	0.55 X 3.18 X 1 X 5	
	0.68 X 3.66 X 1 X 5	
	0.65 X 3.57 X 1 X 5	
	0.90 X 3.05 X 1 X 5	
	0.70 X 3.65 X 1 X 5	
	0.90 X 3.35 X 1 X 5	
	0.78 X 3.52 X 1 X 5	
Total	-	5239.65

BUILDING :E (PROPOSED)

FLOOR NAME	GROSS BUA	Deductions From Gross Built up Area(Area in Sq.mt.)	TOTAL BUA	DEDUCTIONS			NET BUA	TNMTS.	PARKING AREA	NO OF STACK	NET PARKING
		COURTYARD		VOID	ACCES.	DOUBLE HT.	RESI.				
STILT ONE FLOOR	1577.79	36.64	1541.15	1094.55	164.27	0.00	0.00	00	446.60	1	446.60
FIRST FLOOR	1824.76	36.64	1788.12	19.13	0.00	0.00	1768.99	10	0.00	0	0.00
SECOND FLOOR	1824.76	36.64	1788.12	19.13	0.00	0.00	1768.99	10	0.00	0	0.00
THIRD FLOOR	1824.76	36.64	1788.12	19.13	0.00	0.00	1768.99	10	0.00	0	0.00
FOURTH FLOOR	1824.76	36.64	1788.12	19.13	0.00	0.00	1768.99	10	0.00	0	0.00
FIFTH FLOOR	1824.76	36.64	1788.12	19.13	0.00	0.00	1768.99	10	0.00	0	0.00
SIXTH FLOOR	1824.76	36.64	1788.12	19.13	0.00	0.00	1768.99	10	0.00	0	0.00
SEVENTH FLOOR	1824.76	36.64	1788.12	19.13	0.00	0.00	1768.99	10	0.00	0	0.00
EIGHTH FLOOR	1824.76	36.64	1788.12	19.13	0.00	0.00	1768.99	10	0.00	0	0.00
NINTH FLOOR	1824.76	36.64	1788.12	19.13	0.00	0.00	1768.99	10	0.00	0	0.00
TENTH FLOOR	1824.76	36.64	1788.12	19.13	0.00	0.00	1768.99	10	0.00	0	0.00
ELEVENTH FLOOR	1824.76	36.64	1788.12	19.13	0.00	0.00	1768.99	10	0.00	0	0.00
TWELFTH FLOOR	1824.76	36.64	1788.12	19.13	0.00	0.00	1768.99	10	0.00	0	0.00
THIRTEENTH FLOOR	1824.76	36.64	1788.12	19.13	0.00	0.00	1768.99	10	0.00	0	0.00
FOURTEENTH FLOOR	1824.76	36.64	1788.12	19.13	0.00	0.00	1768.99	10	0.00	0	0.00
FIFTEENTH FLOOR	1824.76	36.64	1788.12	19.13	0.00	0.00	1768.99	10	0.00	0	0.00
SIXTEENTH FLOOR	1824.76	36.64	1788.12	19.13	0.00	0.00	1768.99	10	0.00	0	0.00
SEVENTEENTH FLOOR	1824.75	36.64	1788.11	19.13	0.00	0.00	1768.98	09	0.00	0	0.00
EIGHTEENTH FLOOR	1824.76	36.64	1788.12	19.13	0.00	0.00	1768.99	10	0.00	0	0.00
NINETEENTH FLOOR	1824.76	36.64	1788.12	19.13	0.00	0.00	1768.99	10	0.00	0	0.00
TWENTIETH FLOOR	1824.76	36.64	1788.12	19.13	0.00	0.00	1768.99	10	0.00	0	0.00
TWENTYFIRST FLOOR	1824.76	36.64	1788.12	19.13	0.00	0.00	1768.99	10	0.00	0	0.00
TWENTYSECOND FLOOR	1824.76	36.64	1788.12	19.13	0.00	0.00	1768.99	10	0.00	0	0.00
TWENTYTHIRD FLOOR	1824.76	36.64	1788.12	19.13	0.00	0.00	1768.99	10	0.00	0	0.00
TWENTYFOURTH FLOOR	1824.76	36.64	1788.12	19.13	0.00	0.00	1768.99	10	0.00	0	0.00
TWENTYFIFTH FLOOR	1824.76	36.64	1788.12	19.13	0.00	0.00	1768.99	10	0.00	0	0.00
TWENTYSIXTH FLOOR	1824.76	36.64	1788.12	19.13	0.00	0.00	1768.99	10	0.00	0	0.00
TWENTYSEVENTH FLOOR	1824.75	36.64	1788.11	19.13	0.00	0.00	1768.98	09	0.00	0	0.00
TWENTYEIGHTH FLOOR	1824.76	36.64	1788.12	19.13	0.00	0.00	1768.99	10	0.00	0	0.00
TWENTYNINTH FLOOR	1824.76	36.64	1788.12	19.13	0.00	0.00	1768.99	10	0.00	0	0.00
THIRTIETH FLOOR	1824.76	36.64	1788.12	19.13	0.00	0.00	1768.99	10	0.00	0	0.00
THIRTYFIRST FLOOR	1824.76	36.64	1788.12	19.13	0.00	0.00	1768.99	10	0.00	0	0.00
THIRTYSECOND FLOOR	1824.76	36.64	1788.12	19.13	0.00	0.00	1768.99	10	0.00	0	0.00
THIRTYTHIRD FLOOR	1824.76	36.64	1788.12	19.13	0.00	0.00	1768.99	10	0.00	0	0.00
THIRTYFOURTH FLOOR	1824.76	36.64	1788.12	19.13	0.00	0.00	1768.99	10	0.00	0	0.00
THIRTYFIFTH FLOOR	1840.44	36.64	1803.80	19.13	0.00	57.16	1784.67	10	0.00	0	0.00
THIRTYSIXTH FLOOR	1709.57	36.64	1672.93	19.13	0.00	70.67	1653.80	00	0.00	0	0.00
TERRACE FLOOR	35.47	0.00	35.47	0.00	35.47	0.00	0.00	00	0.00	0	0.00
TOTAL	67205.09	1355.68	65849.41	1783.23	199.74	127.83	63584.11	348	446.60		446.60
TOTAL NO OF BLDG	1										
TOTAL	67205.09	1355.68	65849.41	1783.23	199.74	127.83	63584.11	348	446.60		446.60

ISO_full_bleed_4A0_(1682.00_x_2378.00_MM)

SCHEDULE OF JOINERY

BUILDING NAME	NAME	L X H	NOS
E (PROPOSED)	D1	0.90 X 2.10	2945
E (PROPOSED)	MD	1.00 X 2.10	349

SCHEDULE OF JOINERY

BUILDING NAME	NAME	L X H	NOS
E (PROPOSED)	v1	1.05 X 2.90	01
E (PROPOSED)	W2	1.20 X 1.00	35
E (PROPOSED)	W2	1.20 X 1.20	138
E (PROPOSED)	W1	1.20 X 2.90	1897
E (PROPOSED)	SD1	2.00 X 2.90	434

GENERAL CONDITIONS:

1.A dual piping system is a type of plumbing system where two separate sets of pipes are installed to distribute water in a building. One set of pipes carries potable or drinking water, while the other set of pipes carries non-potable or reclaimed water. The potable water pipes are connected to the main water supply and distribute water for drinking, cooking, and bathing. The non-potable or reclaimed water pipes carry water that has been treated and recycled from sources like rainwater, greywater from sinks and showers, or treated wastewater.

2.Parking places in buildings shall be provided with Electric Vehicle Charging Infrastructure as per Central Electricity Authority (CEA) Technical Requirements for Connection of Distributed Generation Sources, CEA Measures of Safety Regulations, 2010 and Ministry of Power Consolidated Guidelines and Standards for EV Charging Infrastructure, as amended from time to time".

3.For Constructions over 10,000 Sq.mt and above and in case of Group Housing Buildings where there are 100 units and above, the plumbing arrangement shall be made in a way that the potable water shall be used for drinking, cooking and bathing only and for rest of the uses, provision for dual piping system shall be made.

4.New building constructions shall have to properly demarcate sections within buildings and on rooftops for housing Broadband/digital connectivity infrastructure / antenna. These areas should have access to power supply for reliable, always on services. Further, Computer Telephony Integration (CTI) of a building shall include the common duct to access the common space used as telecomn room inside the building.

5.Occupancy Certificate to a building shall be granted only after ensuring that the CTI as per the prescribed standards is in place and an undertaking is given by the Architect or Engineer certifying that building has ensured common access to all digital infrastructure to all Service providers in accordance with plan of creation of CTI.

CONDITION:

1 TECHNICAL APPROVAL IS HERE BY ACCORDED FOR ___ <<REs/Comm/others>> Building ____ << floors>> in of plot nos. __ Sy. No: __ situated at in ____ Village & ___ Mandal, ___ District in proceeding letter subject to conditions mentioned on Approved Plan Vide No.___ Dt: ___.

2 All the conditions imposed in Lr. No. ________ Dt: ___ are to be strictly followed.

3 The applicant shall construct the Building as per Sanctioned Plan if any deviations made in setbacks, the 10.00 % mortgaged Built Up Area forfeited, the technical approved building plans will be withdrawn and cancelled without notice and action will be taken as per law.

4 The Cellar/Stilt floor shall be used for parking purpose only and should not be used for any other purposes as per the G.O.Ms.No. 168 MA Dt: 07-04-2012 and its ammendments.

5 The Builder/Developer should construct sump, septic tank and underground drainage as per ISI standards. In addition to the drainage system available.

6 That the applicant shall comply the conditions laid down in the G.O.Ms.No. 168 MA Dt: 07-04-2012 and its Amended Government Orders.

7 This permission does not bar any public agency including HMDA/Local Body to acquire the lands for public purpose as per Law.

8 The Builder/Developer/Owner shall be responsible and ensure that the fire safety, structural stability requirements of the proposed complex are in accordance with the A.P Fire Services Act — 1999.

9 Automatic Sprinkler system is to be provided if the basement area exceeds 200 Sq. Mtrs Electrical wiring and installation shall be certified by the electrical engineers to Ensure electrical fire safety.

10 Transformers shall be provided with 4 hours Rating fire resistant constructions as per Rule 15 (e) of A.P Apartments (Promotion of constructions and ownership) rules, 1987.

11 If any litigations/discrepancy arises in future regarding ownership documents, the applicant is whole responsible and not made party to HMDA or its employees and plans deemed to be withdrawn and cancelled.

12 The HMWS and SB and T.S. Transco not to provide the permanent connection till to produce the occupancy certificate from the Sanctioning Authority.

13 If in case above said conditions are not adhered HMDA/Local Authority can withdraw the said permission.

14 If any cases are pending in court of law with regard to the site U/R and have adverse orders, the permission granted shall be deemed to be withdrawn and cancelled.

15 The applicant/ developer is the whole responsible if any loss of human life or any damage occurs while constructing the building and after construction of building and have no rights to claim to HMDA and its employees shall not be held as a party to any such dispute/ litigations.

16 The HMDA reserve the right to cancel the permission, if it is found that the permission is obtained by false statement or misinterpretation or suppression of any material facts or rule.

OFFICER DETAILS	
OFFICER NAME :	
DESIGNATION :	
DATE AND TIME :	
APPROVAL NO:	SEAL OF APPROVAL
DATE OF APPROVAL :	
OWNER'S SIGNATURE	ARCHITECT'S SIGNATURE
BUILDER'S SIGNATURE	STRUCTURAL ENGINEER'S SIGNATURE

Note: All dimensions are in meters.

Project Title : PLAN SHOWING THE PROPOSED RESIDENTIAL APARTMENTS IN SY No's 167, 217, 218, 219, 220, 222/AA, 226, 227, 228, SITUATED AT KOLLUR VILLAGE AND R.C. PURAM MANDAL, UNDER TELLAPUR MUNICIPALITY, SANGAREDDY DIST. T.S.BELONGINGS TO:SRI. BOPPANA ATCHUTA RAO AND OTHERSREP BY THEIR DAIGPA HOLDERM/s ANVITA BUILDPRO LLPREP. BY ITS DESIGNATED PARTNERSRI.BOPPANA ATCHUTA RAO S/o BOPPANA BABU RAO

TITLE DETAILS			
LP NAME	MM DESIGNERS		
LP LICENCE NO	NA	DATE	26-09-2023
FILE NO	TS/081/NA/2023	SHEET NO	01 - 10
SHEET NAME	Building Plan Details		

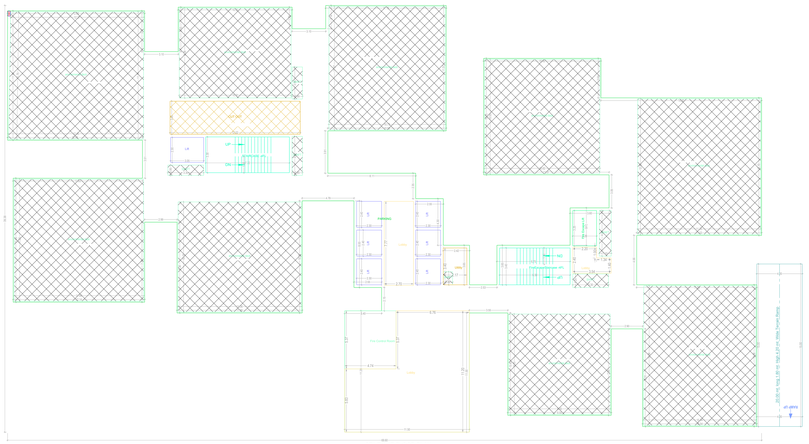

STILT ONE FLOOR PLAN
(SCALE 1:100)

TYPICAL - 1- 5 FLOOR PLAN
(Proposed)
(SCALE 1:100)

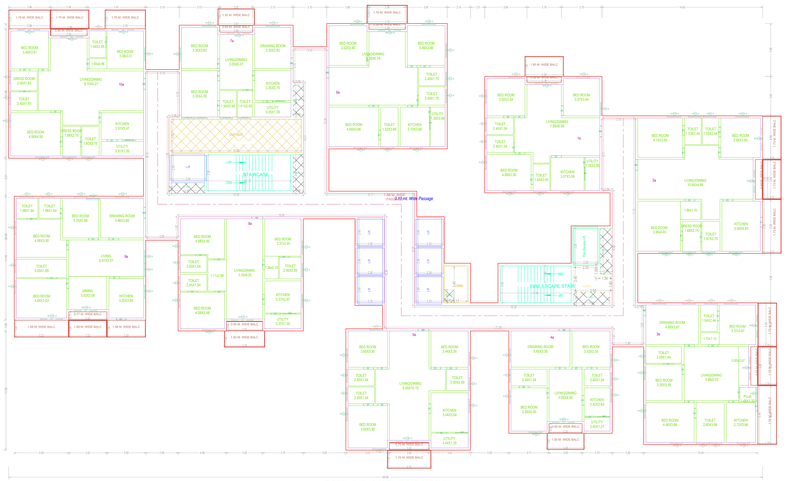

TYPICAL - 6- 16, 18-26, 28, 30- 34 FLOOR PLAN
(Proposed)
(SCALE 1:100)

TYPICAL - 17& 27 FLOOR PLAN
(Proposed)
(SCALE 1:100)

TERRACE FLOOR PLAN
(SCALE 1:100)

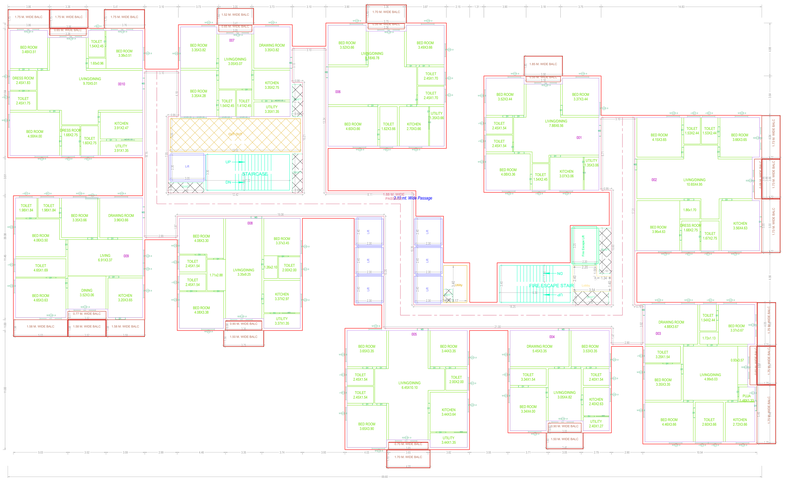

TWENTYNINTH FLOOR PLAN
(Proposed)
(SCALE 1:100)

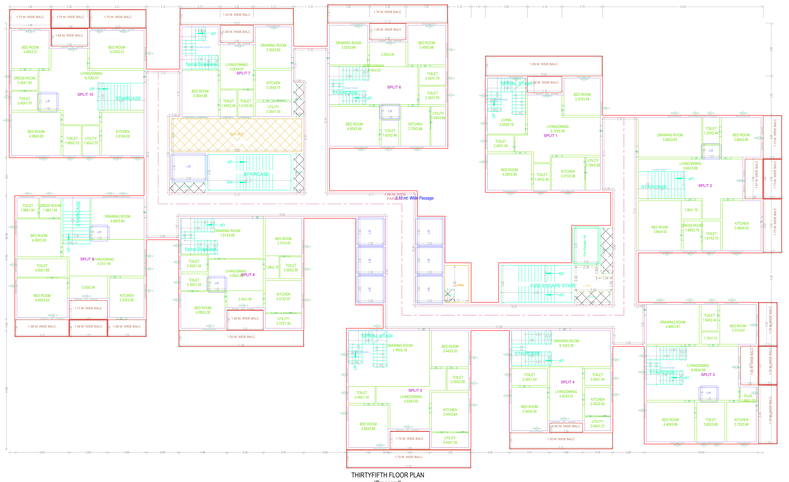

THIRTYFIFTH FLOOR PLAN
(Proposed)
(SCALE 1:100)

THIRTYSIXTH FLOOR PLAN
(Proposed)
(SCALE 1:100)

GENERAL CONDITIONS:

1) Applicant/owner is liable to issue demolishing notice/notice/ notice/ for unauthorized or deviations made in existing / proposed buildings, if any, and shall be responsible for demolishing the same at his own expenses.
2) Applicant/owner is liable to issue demolishing notice/notice/ notice/ for unauthorized or deviations made in existing / proposed buildings, if any, and shall be responsible for demolishing the same at his own expenses.
3) Parking places in building must be provided with Electric Vehicle Charging Infrastructure as per Central Electricity Authority (Measures to promote Electric Mobility in India) Regulations, 2019 and Ministry of Power Notification dated 14-12-2020 and Ministry of Power Consolidated Guidelines and Standards for EV Charging Infrastructure, dt. 14-12-2020.
4) Provision of Fire Safety as per National Building Code and Telangana State Fire Services Act, 1999 and Rules 2020 and GO Ms.No.168 MA dt:-07-05-2017 and as per the approved plan. Fire NOC is mandatory for the buildings as per the Telangana State Fire Services Act, 1999 and Rules 2020 and GO Ms.No.168 MA dt:-07-05-2017 and as per the approved plan.
5) Water Conservation measures are to be implemented as per the approved plan.
6) Rain Water Harvesting structure is to be constructed as per the approved plan and maintained in good condition to ensure its efficiency. Failure thereof shall attract penal action under the provisions of the Act.
7) Provision of Solar Water Heaters as per the norms shall be made in the building.
8) Occupancy Certificate to a building shall not be given unless the Fire NOC is obtained from the concerned authority in respect of the building and the building is provided with the fire safety arrangements as per the approved plan and as per requirements of Telangana State Fire Services Act, 1999 and Rules 2020 and GO Ms.No.168 MA dt:-07-05-2017.

CONDITION:

1) PROVISIONAL APPROVAL IN GENERAL BY ACCEPTANCE FOR ---------HMDA/Municipal/Gram Sarpanch ------ in Revenue / Gram Panchayat ------ Village / ------ Mandal / ------ District is conveying permit subject to compliance of the following conditions, as stated in the Act.
2) The applicant shall comply the Building Rules, Development Plan rules, Zonation rules in vogue as the case may be.
3) The applicant shall comply the Building Rules, Development Plan rules, Zonation rules in vogue as the case may be.
4) Permission is hereby accorded for the construction of the building as per the approved plan. The applicant shall not deviate from the approved plan. Any deviations shall be treated as violations and action will be taken as per law.
5) The applicant shall not encroach the adjoining/neighbouring/public land and should not be used for any other purposes as per the Building Rules, GO Ms.No. 168 MA, Dt: 07-05-2017 and as per law in force.
6) The applicant shall not encroach the adjoining/neighbouring/public land and should not be used for any other purposes as per the Building Rules, GO Ms.No. 168 MA, Dt: 07-05-2017 and as per law in force.
7) Any damage caused to adjoining/public property, the authorities shall be liable to take S.Cs/ S.Ts/ etc. 168 MA, Dt: 07-05-2017 and by the Revenue Department Rules.
8) The applicant shall not use the premises for any purpose other than the one specified in the application and as per the approved plan.
9) The Municipal/Gram Panchayat Authority shall be responsible and ensure that the Fire safety, structural stability requirements of the building are in accordance with the provisions of the National Building Code.
10) Construction activities undertaken on the premises that necessitate noise exceeding 75 dbs, Noise Generating and Vibrating Construction activities shall be restricted to the hours between 6 AM and 10 PM only.
11) Transformers shall be provided with A Class Rating fire resistant enclosure as per Rule 15 (a) of Electricity Rules and Central Electricity Authority Regulations, 2010.
12) Any legal litigations/disputes arises in future regarding ownership documents, the applicant is solely responsible and the Municipal/Gram Panchayat authorities are not responsible and liable for the same.
13) The HMDA and GP (for T. Purkar) are not liable for permanent connection of a premises the occupancy certificate is not issued by the concerned authority.
14) If it is also found out that the applicant/owner has made false or misleading statements or suppressed material information, the permission shall be liable to be revoked and the building if any constructed shall be liable to be demolished and penalty.
15) The applicant shall ensure that the premises shall have a minimum of two (2) sanitary/pour-flush units/ community toilets for the exclusive use of sanitary workers and shall not use the premises for any purpose other than the sanitary work.
16) The Municipal authorities have the right to cancel the permission if it is found that the permission is obtained by false statement or misrepresentation of facts.

OFFICER DETAILS	
OFFICER NAME :	
DESIGNATION :	
DATE AND TIME :	
APPROVAL NO	SEAL OF APPROVAL
DATE OF APPROVAL	
OWNERS SIGNATURE	ARCHITECT'S SIGNATURE
BUILDERS SIGNATURE	STRUCTURAL ENGINEER'S SIGNATURE

Note: All dimensions are in meters.

ISO_full_bleed_4A0_(1682.00_x_2378.00_MM)