Project Title :PROPOSED APARTMENT 3 RESIDENTIAL TOWERS OF GR+50 FLOORS WITH 1 CLUBHOUSE BLOCK OFG+5 FLOORS IN SURVEY Nos.313(P), PUPPALAGUDA VILLAGE, GANDIPET MANDAL, RANGA REDDY DISTRICT.BELONGING TO: R.VENKAT RAMANA AND OTHERS .Rep By ASHOKA BUILDERS INDIA PVT LTD.Authorized signatoryMr.ANIL KUMAR THOTA S/O. Mr. T.RANGAIAH

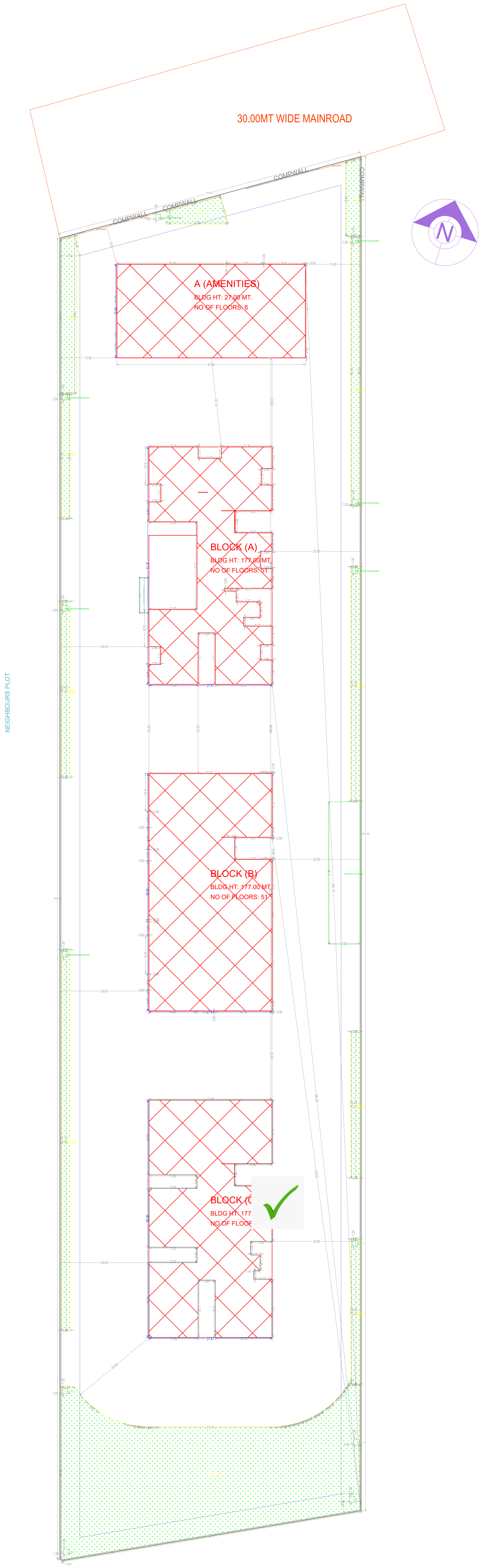

siteplan

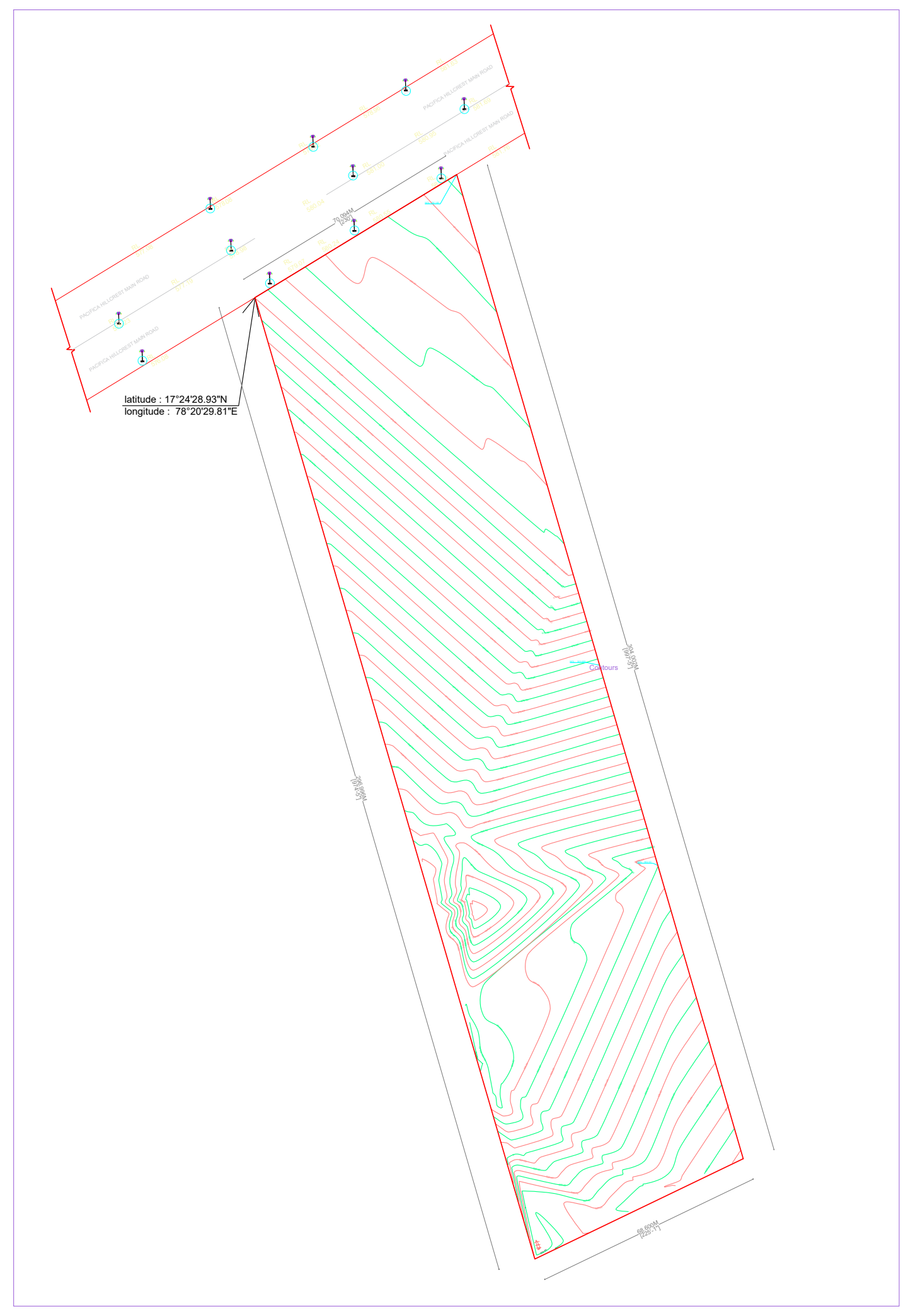

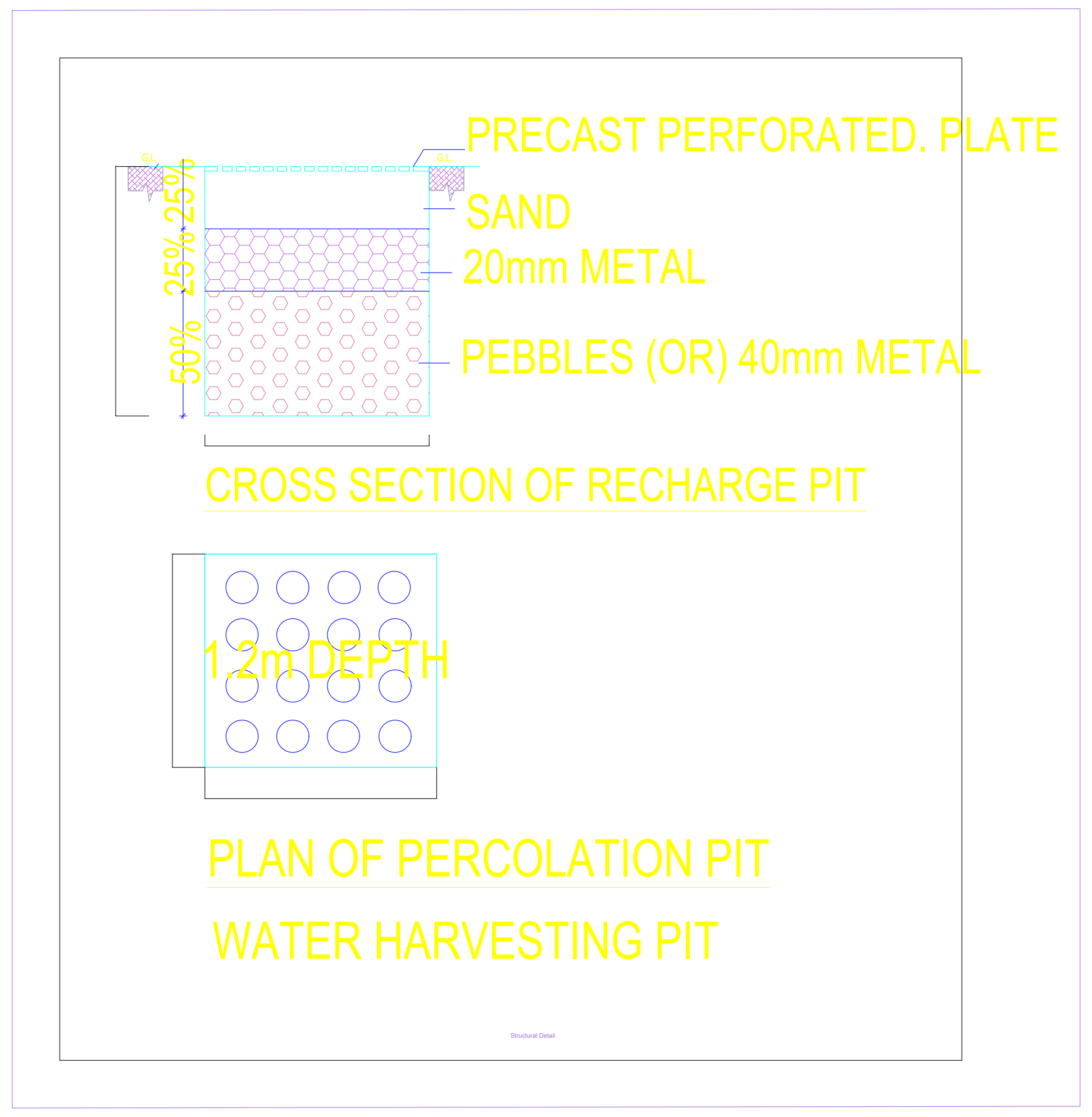

CROSS SECTION OF RECHARGE PIT

PLAN OF PERCOLATION PIT

WATER HARVESTING PIT

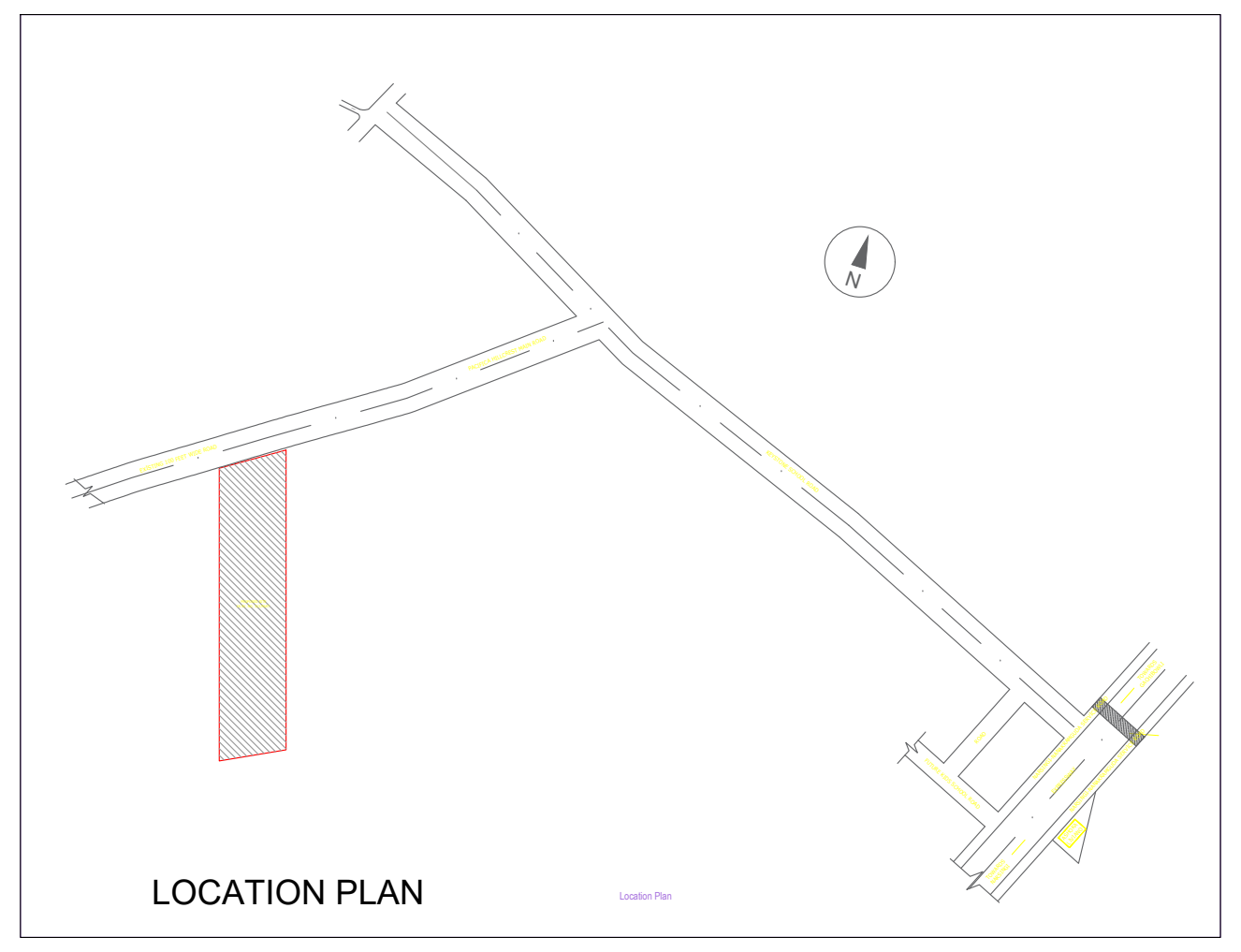

LOCATION PLAN

FILE DETAILS			
LTP NAME :	MANISHA dillikar		
LTP LICENCE NO :	COA/2002/29740	DATE :	09-03-2025
FILE NO :	TS/013051/2025	SHEET NO.:	1 / 9
SHEET NAME :	Layout Plan Details - Building Plan Details		

AREA STATEMENT	
PROJECT DETAIL	
PROJECT TYPE	Building Permission
NATURE OF DEVELOPMENT	New
Authority	HMDA
ULB	HMDA
LOCATION	Extended area of Erstwhile HUDA (HMDA)
SUB LOCATION	New Areas / Approved Layout Areas
STATE	TELANGANA
Building USE	Residential
Building SUB USE	Residential
BUILDING TYPE	
AREA DETAILS	
AREA OF PLOT (Minimum)	20333.00
NET AREA OF PLOT	20333.00
PROPOSED AREA DETAILS	
ACCESSORYUSE AREA	224.78
VACANT PLOT AREA	14866.54
TOTAL PROPOSED BUILT UP AREA EXCLUDING PARKING	204066.31
TOTAL PROPOSED BUILT UP AREA INCLUDING PARKING	269439.87

Color Notes

COLOR INDEX	
PLOT BOUNDARY	■
ABUTTING ROAD	🟩
PROPOSED CONSTRUCTION	🟥
COMMON PLOT	🟩
ROAD WIDENING AREA	🟨
EXISTING (To be retained)	🟦
EXISTING (To be demolished)	🟨

BUILDING USE / BUILDING SUBUSE DETAIL

BUILDING NAME	BUILDING USE	BUILDING SUBUSE	BUILDING TYPE	FLOOR DETAILS
BLOCK (C)	Residential	Residential Apartment Bldg	NA	4 Cellars + 1 Ground + 50 upper floors with Mezzanine @Ground Floor
BLOCK (A)	Residential	Residential Apartment Bldg	NA	4 Cellars + 1 Ground + 50 upper floors with Mezzanine @Ground Floor
BLOCK (B)	Residential	Residential Apartment Bldg	NA	4 Cellars + 1 Ground + 50 upper floors with Mezzanine @Ground Floor
A (AMENITIES)	Commercial	Commercial Bldg	NA	4 Cellars + 1 Ground + 5 upper floors

NET BUILT UP AREA AND DWELLING UNITS DETAILS

BUILDING NAME	NO OF BLDG	TOTAL BUA	DEDUCTIONS			NET BUA		TNMTS.	Carpet Area other than Dwelling Unit	PARKING AREA	NET PARKING
			VSHAFT	VOID	ACCES.	RESI.	COMM.				
BLOCK (C)	1	67937.32	0.00	1498.58	172.02	64766.96	1499.75	295	133.71	0.00	0.00
BLOCK (A)	1	136021.03	1917.84	1513.38	956.59	64766.96	1457.62	295	141.49	65373.56	65373.56
BLOCK (B)	1	67929.77	0.00	1489.85	172.82	64766.96	1500.14	295	133.71	0.00	0.00
A (AMENITIES)	1	5607.39	0.00	299.47	0.00	0.00	5307.93	00	0.00	0.00	0.00
GRAND TOTAL	4	277495.51	1917.84	4801.28	1301.43	194300.88	9765.43	885.00	408.91	65373.56	65373.56

Mortgage Area Details

Type of Mortgage	Building Name	Floor Name	Proposed Carpet Area Name	Mortgage Area(Sq.mt.)	
				Required	Proposed
Built Up Area to Mortgage	BLOCK (C), BLOCK (A), BLOCK (B)	TYPICAL - 30, 31, 32, 35, 36 FLOOR PLAN, THIRTYTHIRD FLOOR PLAN, THIRTYFOURTH FLOOR PLAN, TYPICAL - 30, 31, 32, 35, 36 FLOOR PLAN, THIRTYTHIRD FLOOR PLAN, THIRTYFOURTH FLOOR PLAN, TYPICAL - 30, 31, 32, 35, 36 FLOOR PLAN, THIRTYTHIRD FLOOR PLAN, THIRTYFOURTH FLOOR PLAN	C-TY2-1, C-TY2-2, C-TY2-4, C-TY2-3, C-TY2-5, C-TY2-6, C-ref2-1, C-ref2-2, C-ref2-3, C-ref2-5, C-ref2-6, C-34th-1, C-34th-2, C-34th-3, C-34th-5, C-34th-6, A-TY2-1, A-TY2-2, A-TY2-4, A-TY2-3, A-TY2-5, A-TY2-6, A-REF2-1, A-REF2-2, A-REF2-3, A-REF2-5, A-REF2-6, A-34TH-1, A-34TH-2, A-34TH-3, A-34TH-5, A-34TH-6, B-TY2-1, B-TY2-2, B-TY2-4, B-TY2-3, B-TY2-5, B-TY2-6, B-ref2-1, B-ref2-2, B-ref2-3, B-ref2-5, B-ref2-6, B-34th-1, B-34th-2, B-34th-3, B-34th-5, B-34th-6	20406.61 (10%)	20582.68
Built-up area to Mortgage for City level	BLOCK (C), BLOCK (A), BLOCK (B), A (AMENITIES)	FIRST FLOOR PLAN, FIRST FLOOR PLAN, FIRST FLOOR PLAN, SECOND FLOOR PLAN	C-1st-3, C-1st-2, C-1st-1, C-1st-4, C-1st-5, A-1ST-3, A-1ST-2, A-1ST-1, A-1ST-4, A-1ST-5, B-1st-3, B-1st-2, B-1st-1, B-1st-4, B-1st-5,	716.40 (5%)	850.61
Built-up area to Mortgage for City level	BLOCK (C), BLOCK (A), BLOCK (B), A (AMENITIES)	FIRST FLOOR PLAN, FIRST FLOOR PLAN, FIRST FLOOR PLAN, SECOND FLOOR PLAN	C-1st-3, C-1st-2, C-1st-1, C-1st-4, C-1st-5, A-1ST-3, A-1ST-2, A-1ST-1, A-1ST-4, A-1ST-5, B-1st-3, B-1st-2, B-1st-1, B-1st-4, B-1st-5,	700.25 (5%)	850.61
Built-up area to Mortgage for City level	BLOCK (C), BLOCK (A), BLOCK (B), A (AMENITIES)	FIRST FLOOR PLAN, FIRST FLOOR PLAN, FIRST FLOOR PLAN, SECOND FLOOR PLAN	C-1st-3, C-1st-2, C-1st-1, C-1st-4, C-1st-5, A-1ST-3, A-1ST-2, A-1ST-1, A-1ST-4, A-1ST-5, B-1st-3, B-1st-2, B-1st-1, B-1st-4, B-1st-5,	716.40 (5%)	850.61
Built-up area to Mortgage for City level	BLOCK (C), BLOCK (A), BLOCK (B), A (AMENITIES)	FIRST FLOOR PLAN, FIRST FLOOR PLAN, FIRST FLOOR PLAN, SECOND FLOOR PLAN	C-1st-3, C-1st-2, C-1st-1, C-1st-4, C-1st-5, A-1ST-3, A-1ST-2, A-1ST-1, A-1ST-4, A-1ST-5, B-1st-3, B-1st-2, B-1st-1, B-1st-4, B-1st-5,	265.40 (5%)	266.20

REQUIRED PARKING

Building Name	Type	Subuse	Proposed Net Built-Up Area	Parking Percentage	Visitor Parking Percentage	Req. Parking Area(Sq.Mts.)
BLOCK (C)	Residential	Residential Apartment Bldg	64766.85	12953.37 (20 %)	1295.34 (10 %)	14248.71
BLOCK (A)	Residential	Residential Apartment Bldg	64766.87	12953.38 (20 %)	1295.34 (10 %)	14248.72
BLOCK (B)	Residential	Residential Apartment Bldg	64766.88	12953.38 (20 %)	1295.34 (10 %)	14248.72
A (AMENITIES)	Commercial	Commercial Bldg	5307.93	1592.38 (30 %)	159.24 (10 %)	1751.62

Parking Check

Vehicle Type	Required	Proposed Area(Sq.mt.)
Parking Area	40452.51	65373.56
Visitor's Car Parking	4045.26	4176.74
On Site	-	0.00
Total	44497.77	65373.56
No of Cars Proposed	236	

GENERAL CONDITIONS:

1.A dual piping system is a type of plumbing system where two separate sets of pipes are installed to distribute water in a building. One set of pipes carries potable or drinking water, while the other set of pipes carries non-potable or reclaimed water. The potable water pipes are connected to the main water supply and distribute water for drinking, cooking, and bathing. The non-potable or reclaimed water pipes carry water that has been treated and recycled from sources like rainwater, greywater from sinks and showers, or treated wastewater.
2.Parking places in buildings shall be provided with Electric Vehicle Charging Infrastructure as per Central Electricity Authority (CEA) Technical Requirements for Connection of Distributed Generation Sources, CEA Measures of Safety Regulations, 2010 and Ministry of Power Consolidated Guidelines and Standards for EV Charging Infrastructure, as amended from time to time".
3.For Constructions over 10,000 Sq.mt and above and in case of Group Housing Buildings where there are 100 units and above, the plumbing arrangement shall be made in a way that the potable water shall be used for drinking, cooking and bathing only and for rest of the uses, provision for dual piping system shall be made.
4.New building constructions shall have to properly demarcate sections within buildings and on rooftops for housing Broadband/digital connectivity infrastructure / antenna. These areas should have access to power supply for reliable, always on services. Further, Computer Telephony Integration (CTI) of a building shall include the common duct to access the common space used as telecomn room inside the building.
5.Occupancy Certificate to a building shall be granted only after ensuring that the CTI as per the prescribed standards is in place and an undertaking is given by the Architect or Engineer certifying that building has ensured common access to all digital infrastructure to all Service providers in accordance with plan of creation of CTI.

CONDITION:

1 TECHNICAL APPROVAL IS HERE BY ACCORDED FOR ___ <<REs/Comm/others>> Building ____ << floors>> in of plot nos. __ Sy. No: __ situated at in ____ Village & ___ Mandal, ___ District in proceeding letter subject to conditions mentioned on Approved Plan Vide No.___ Dt: ___.
2 All the conditions imposed in Lr. No. ________ Dt: ___ are to be strictly followed.
3 The applicant shall construct the Building as per Sanctioned Plan if any deviations made in setbacks, the 10.00 % mortgaged Built Up Area forfeited, the technical approved building plans will be withdrawn and cancelled without notice and action will be taken as per law.
4 The Cellar/Stilt floor shall be used for parking purpose only and should not be used for any other purposes as per the G.O.Ms.No. 168 MA Dt: 07-04-2012 and its ammendments.
5 The Builder/Developer should construct sump, septic tank and underground drainage as per ISI standards. In addition to the drainage system available.
6 That the applicant shall comply the conditions laid down in the G.O.Ms.No. 168 MA Dt: 07-04-2012 and its Amended Government Orders.
7 This permission does not bar any public agency including HMDA/Local Body to acquire the lands for public purpose as per Law.
8 The Builder/Developer/Owner shall be responsible and ensure that the fire safety, structural stability requirements of the proposed complex are in accordance with the A.P Fire Services Act — 1999.
9 Automatic Sprinkler system is to be provided if the basement area exceeds 200 Sq. Mtrs Electrical wiring and installation shall be certified by the electrical engineers to Ensure electrical fire safety.
10 Transformers shall be provided with 4 hours Rating fire resistant constructions as per Rule 15 (e) of A.P Apartments (Promotion of constructions and ownership) rules, 1987.
11 If any litigations/discrepancy arises in future regarding ownership documents, the applicant is whole responsible and not made party to HMDA or its employees and plans deemed to be withdrawn and cancelled.
12 The HMWS and SB and T.S. Transco not to provide the permanent connection till to produce the occupancy certificate from the Sanctioning Authority.
13 If in case above said conditions are not adhered HMDA/Local Authority can withdraw the said permission.
14 If any cases are pending in court of law with regard to the site U/R and have adverse orders, the permission granted shall be deemed to be withdrawn and cancelled.
15 The applicant/ developer is the whole responsible if any loss of human life or any damage occurs while constructing the building and after construction of building and have no rights to claim to HMDA and its employees shall not be held as a party to any such dispute/ litigations.
16 The HMDA reserve the right to cancel the permission, if it is found that the permission is obtained by false statement or misinterpretation or suppression of any material facts or rule.

OFFICER DETAILS
OFFICER NAME :
DESIGNATION :
DATE AND TIME :

APPROVAL NO:	SEAL OF APPROVAL
DATE OF APPROVAL :	
OWNER'S SIGNATURE	ARCHITECT'S SIGNATURE
BUILDER'S SIGNATURE	STRUCTURAL ENGINEER'S SIGNATURE

Note: All dimensions are in meters.

ISO_full_bleed_4A0_(1682.00_x_2378.00_MM)

Project Title :PROPOSED APARTMENT 3 RESIDENTIAL TOWERS OF GR+50 FLOORS WITH 1 CLUBHOUSE BLOCK OFG+5 FLOORS IN SURVEY Nos.313(P), PUPPALAGUDA VILLAGE, GANDIPET MANDAL, RANGA REDDY DISTRICT.BELONGING TO: R.VENKAT RAMANA AND OTHERS .Rep By ASHOKA BUILDERS INDIA PVT LTD.Authorized signatoryMr.ANIL KUMAR THOTA S/O. Mr. T.RANGAIAH

FILE DETAILS			
LTP NAME :	MANISHA dillikar		
LTP LICENCE NO :	COA/2002/29740	DATE :	09-03-2025
FILE NO :	TS/013051/2025	SHEET NO.:	2 / 9
SHEET NAME :	Building Plan Details		

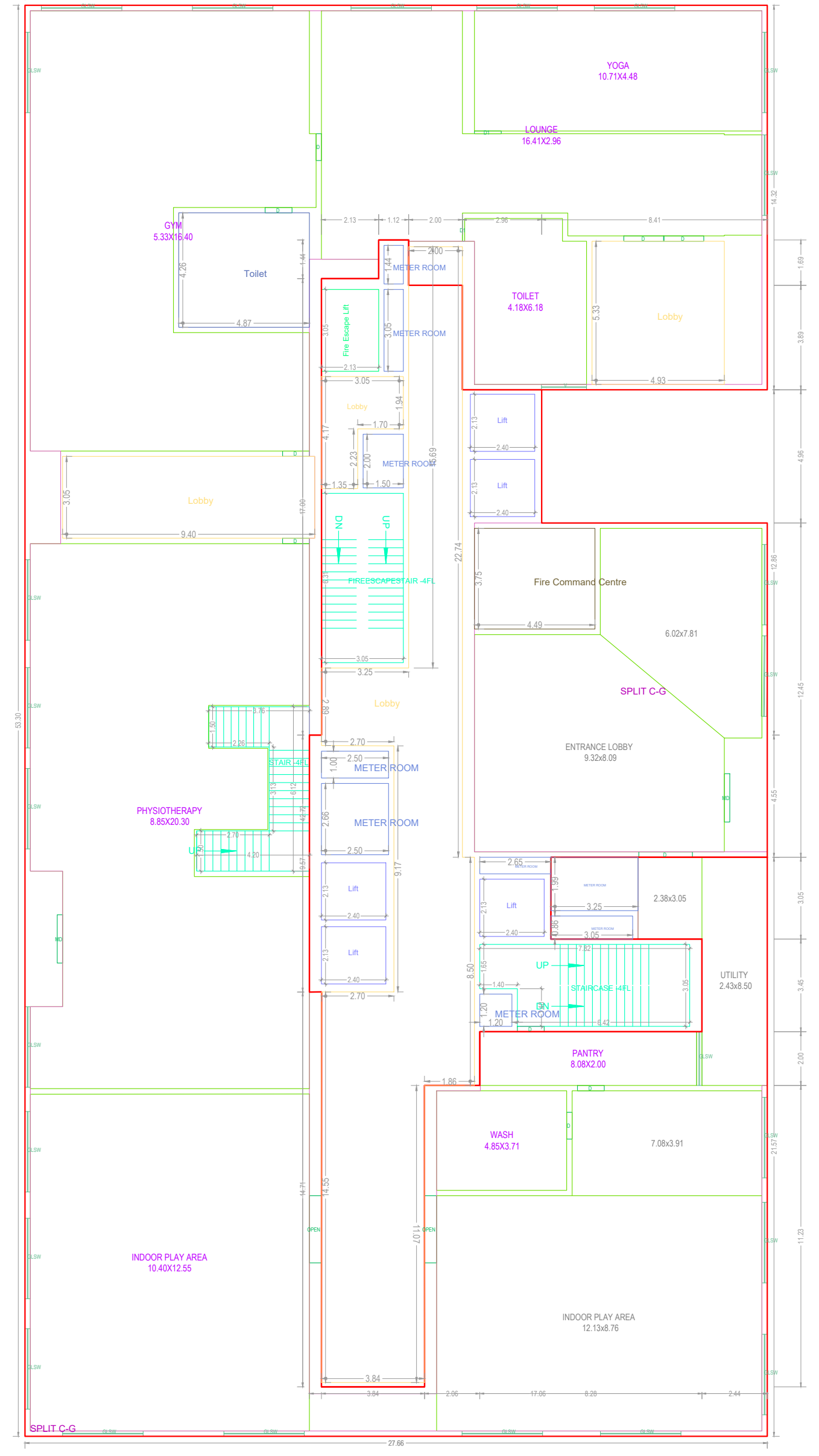
GROUND FLOOR PLAN
(Proposed)
(SCALE 1:100)

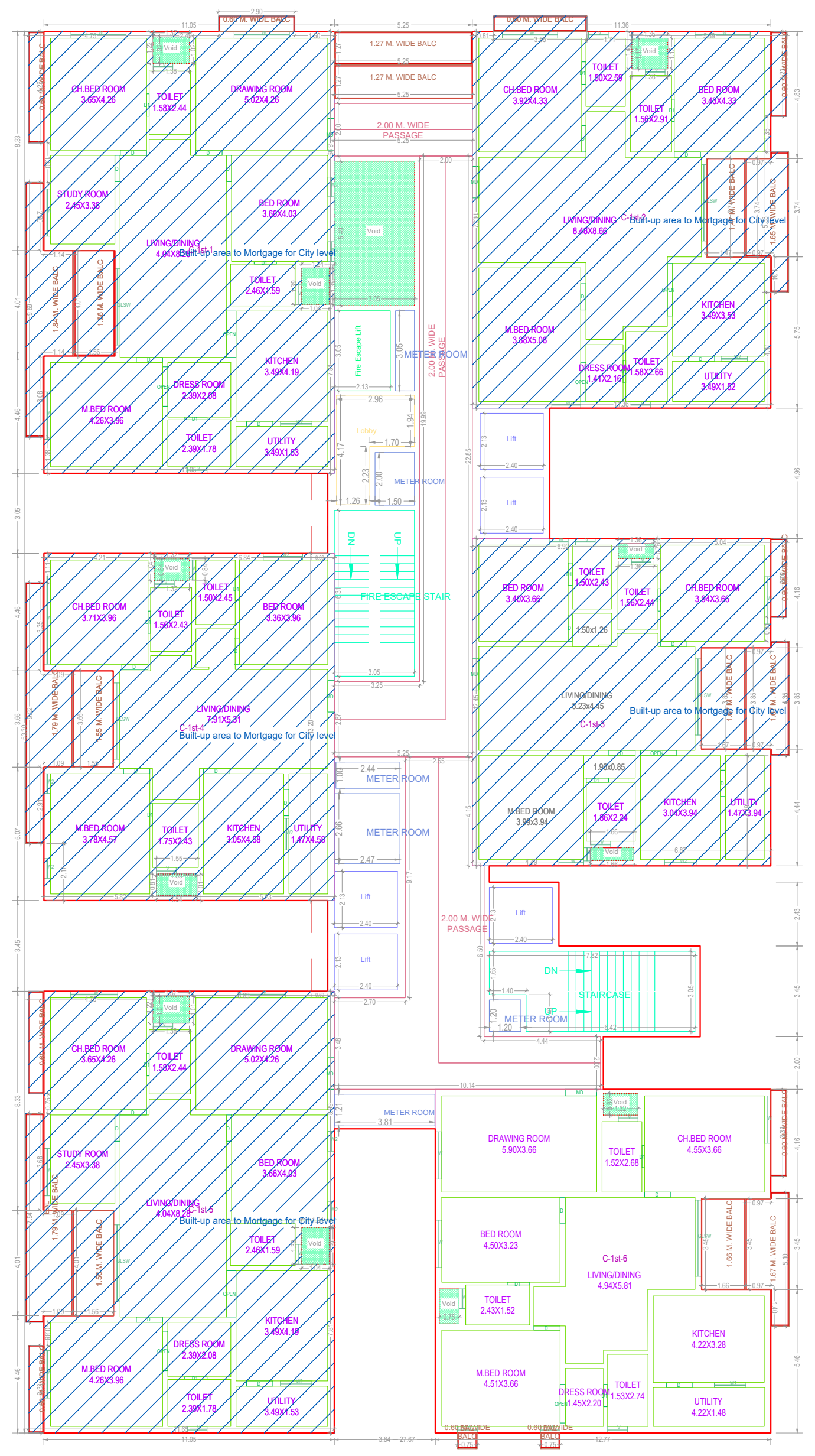
FIRST FLOOR PLAN
(Proposed)
(SCALE 1:100)

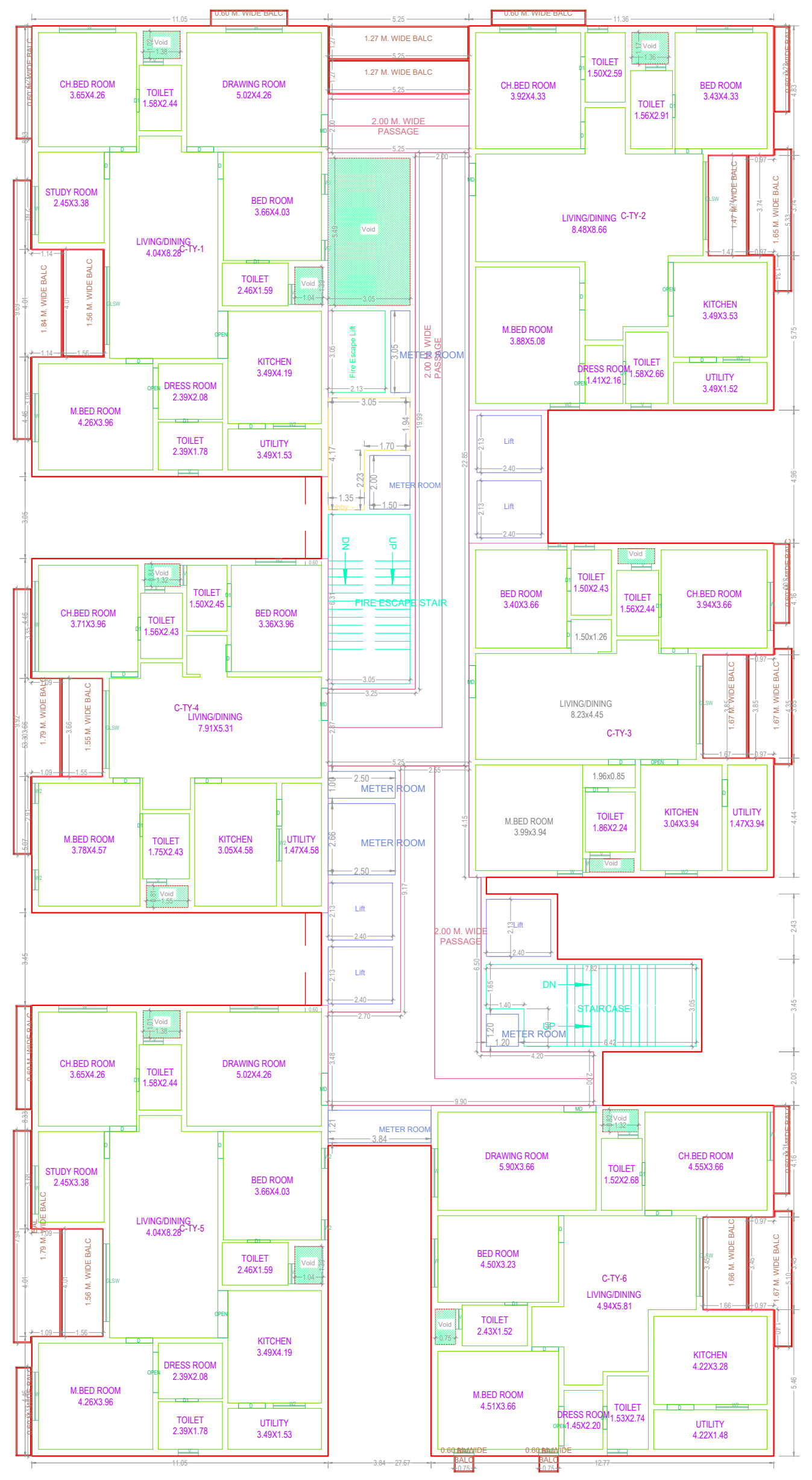
TYPICAL - 2- 14, 16- 23, 25- 29, 37- 41, 43- 50 FLOOR PLAN
(Proposed)
(SCALE 1:100)

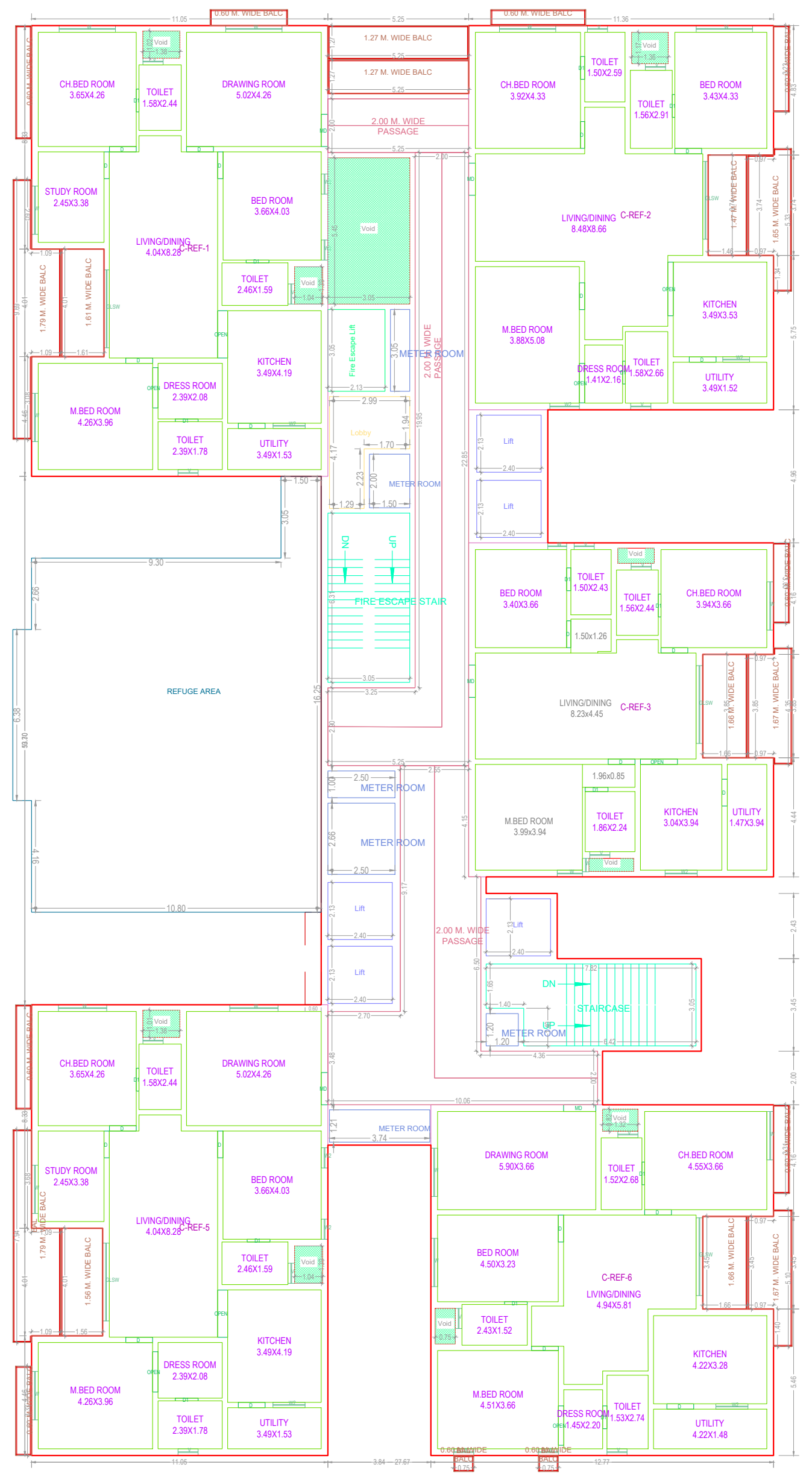
TYPICAL - 15, 24, 42 FLOOR PLAN
(Proposed)
(SCALE 1:100)

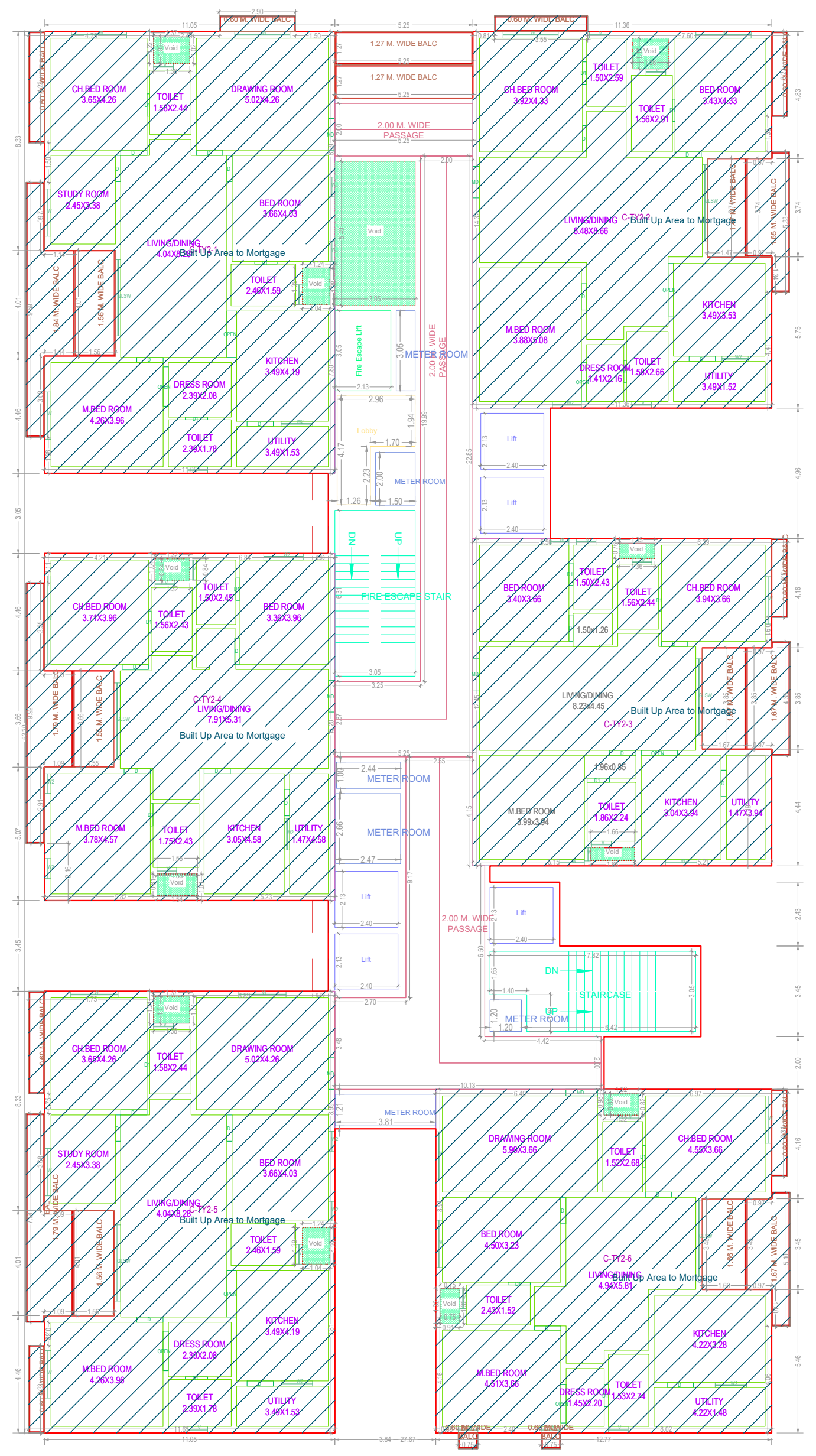
TYPICAL - 30, 31, 32, 35, 36 FLOOR PLAN
(Proposed)
(SCALE 1:100)

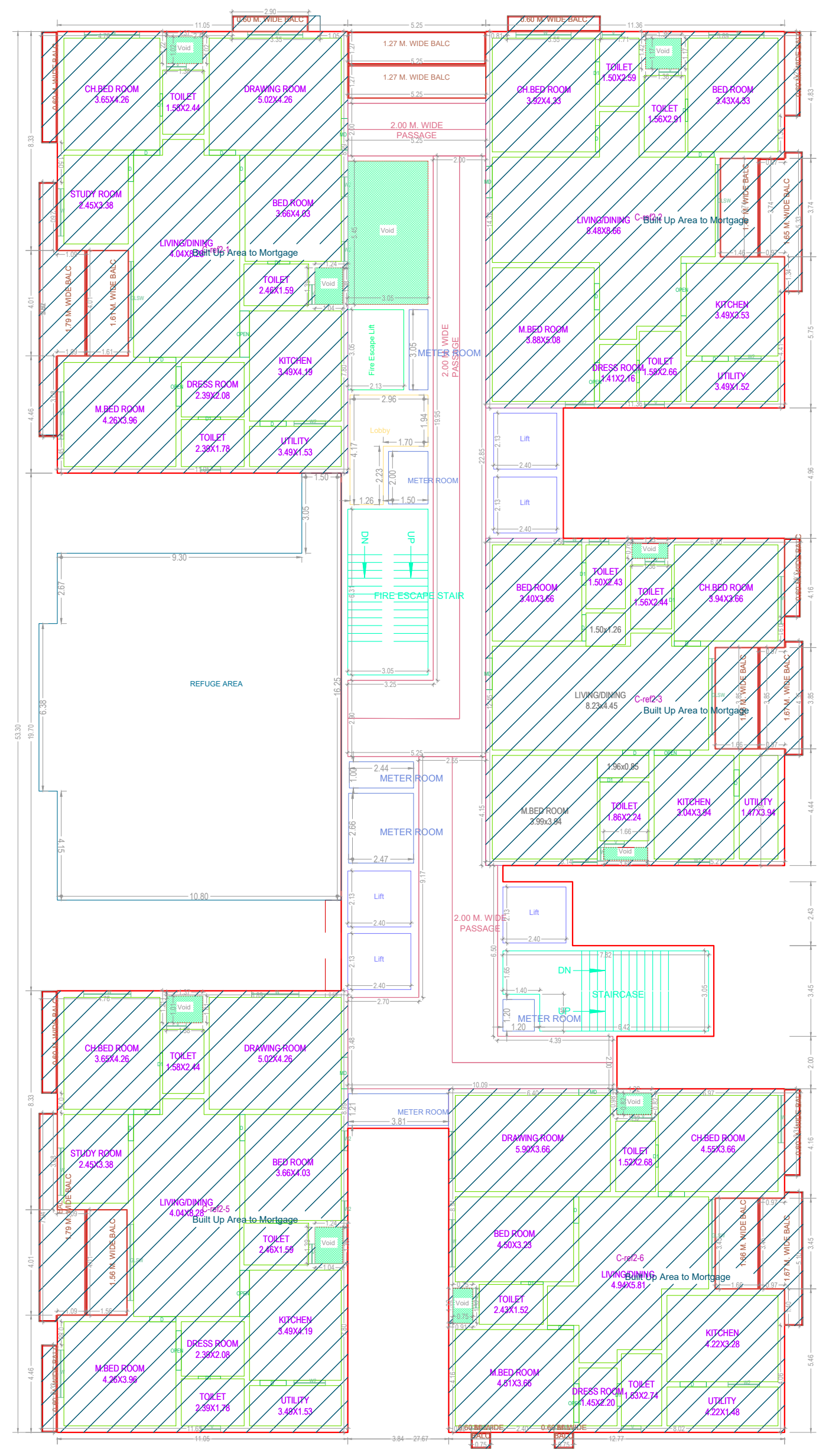
THIRTYTHIRD FLOOR PLAN
(Proposed)
(SCALE 1:100)

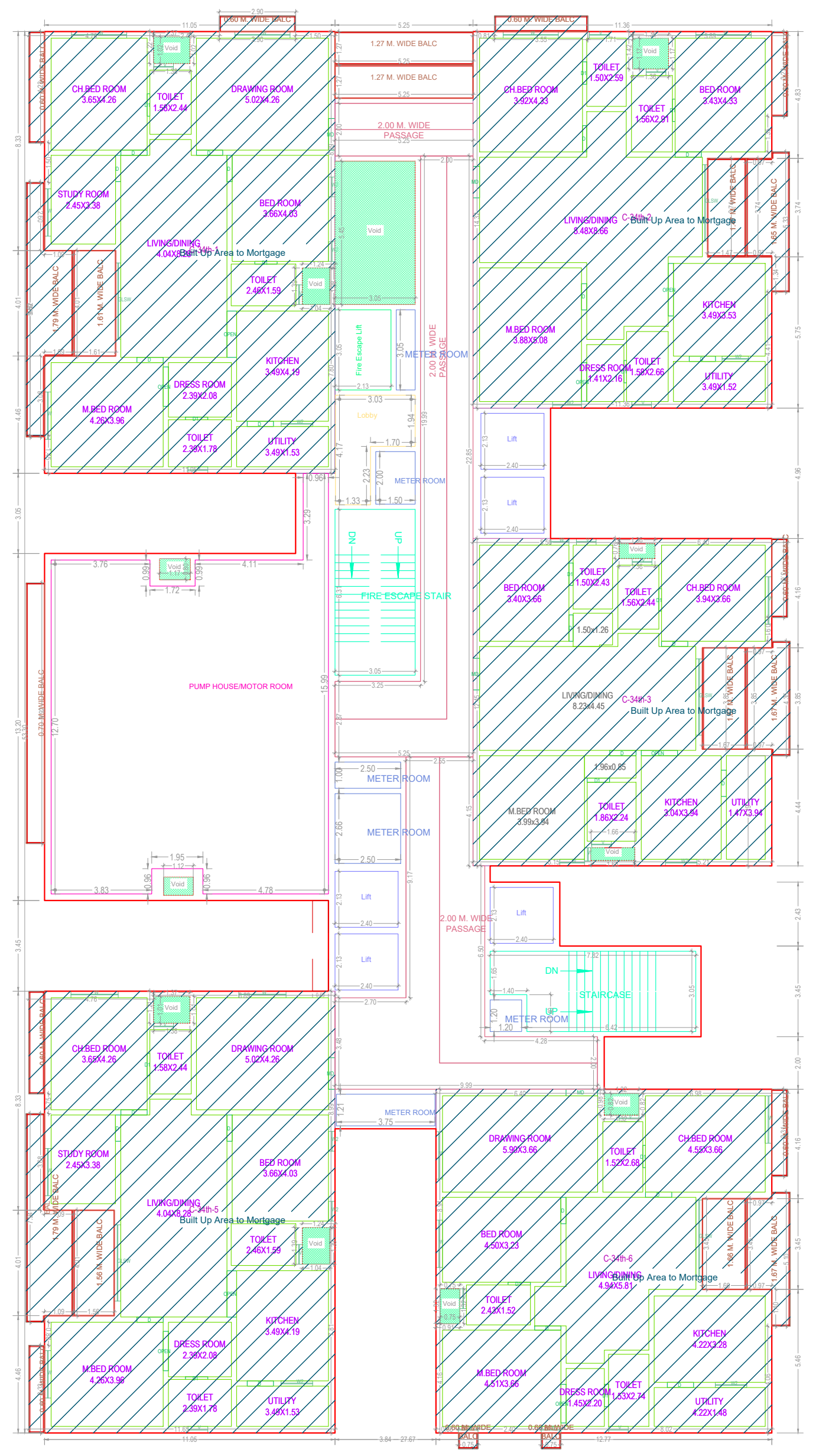
THIRTYFOURTH FLOOR PLAN
(Proposed)
(SCALE 1:100)

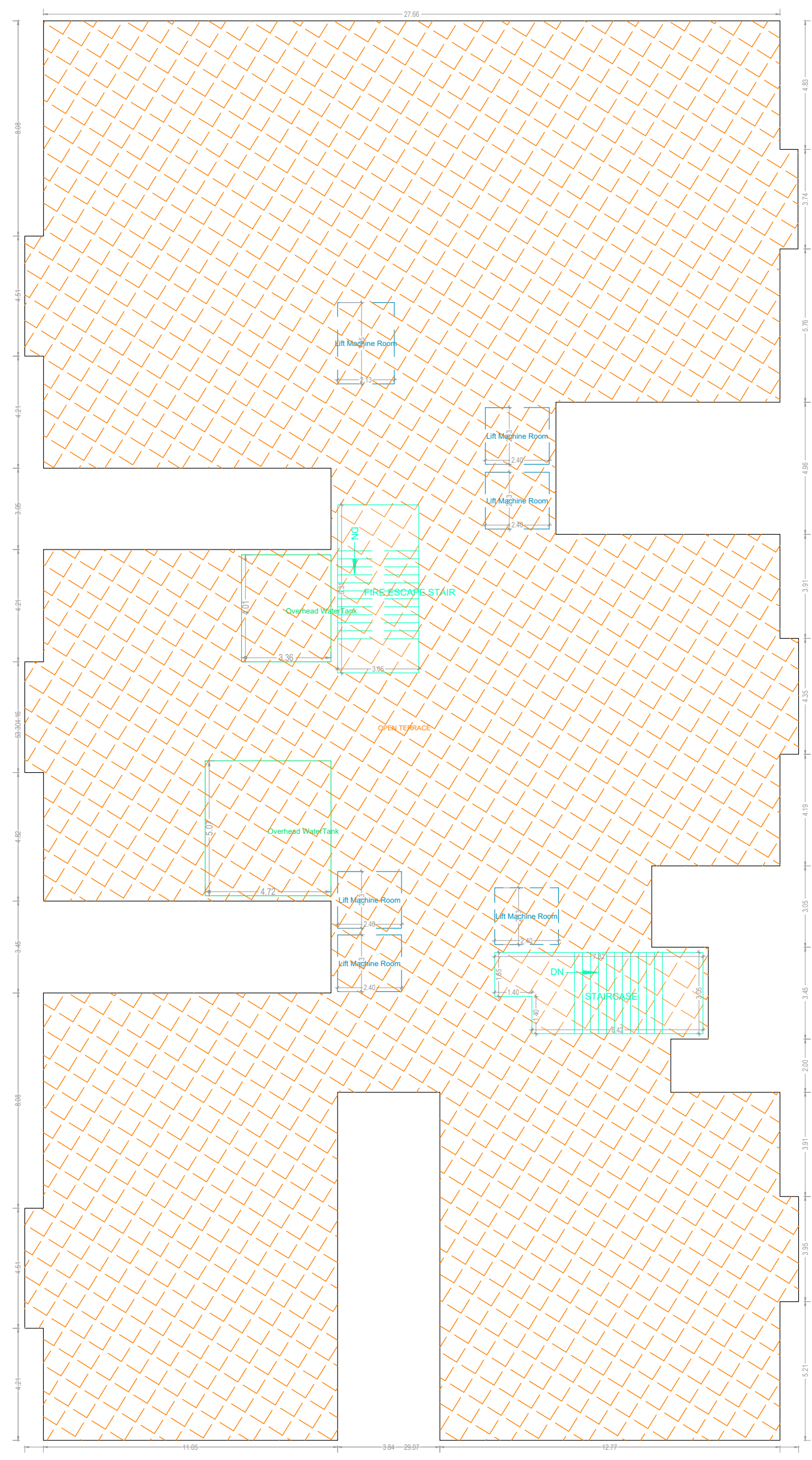
TERRACE FLOOR PLAN
(SCALE 1:100)

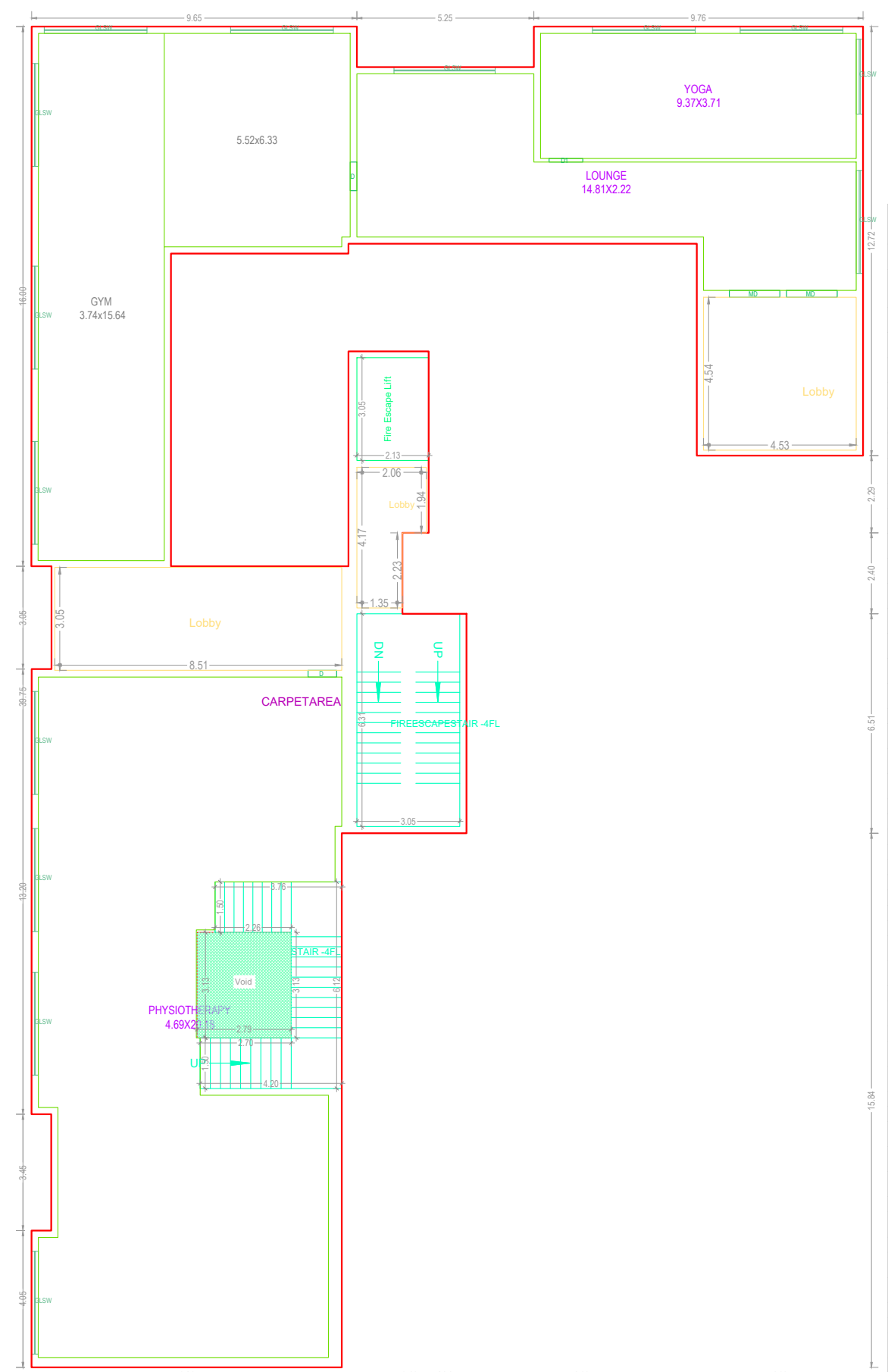
MEZZANINE @ GROUND FLOOR PLAN
(Proposed)
(SCALE 1:100)

BUILDING :BLOCK (C)

FLOOR NAME	TOTAL BUA	DEDUCTIONS		NET BUA		TNMTS.	Carpet Area other than Dwelling Unit
		VOID	ACCES.	RESI.	COMM.		
GROUND FLOOR	1567.40	0.00	134.59	404.61	1028.19	00	133.71
MEZZANINE @ GROUND FLOOR	480.28	8.72	0.00	0.00	471.56	00	0.00
FIRST FLOOR	1316.80	30.01	0.00	1286.79	0.00	06	0.00
SECOND FLOOR	1316.80	30.01	0.00	1286.79	0.00	06	0.00
THIRD FLOOR	1316.80	30.01	0.00	1286.79	0.00	06	0.00
FOURTH FLOOR	1316.80	30.01	0.00	1286.79	0.00	06	0.00
FIFTH FLOOR	1316.80	30.01	0.00	1286.79	0.00	06	0.00
SIXTH FLOOR	1316.80	30.01	0.00	1286.79	0.00	06	0.00
SEVENTH FLOOR	1316.80	30.01	0.00	1286.79	0.00	06	0.00
EIGHTH FLOOR	1316.80	30.01	0.00	1286.79	0.00	06	0.00
NINTH FLOOR	1316.80	30.01	0.00	1286.79	0.00	06	0.00
TENTH FLOOR	1316.80	30.01	0.00	1286.79	0.00	06	0.00
ELEVENTH FLOOR	1316.80	30.01	0.00	1286.79	0.00	06	0.00
TWELFTH FLOOR	1316.80	30.01	0.00	1286.79	0.00	06	0.00
THIRTEENTH FLOOR	1316.80	30.01	0.00	1286.79	0.00	06	0.00
FOURTEENTH FLOOR	1316.80	30.01	0.00	1286.79	0.00	06	0.00
FIFTEENTH FLOOR	1318.90	27.54	0.00	1291.36	0.00	05	0.00
SIXTEENTH FLOOR	1316.80	30.01	0.00	1286.79	0.00	06	0.00
SEVENTEENTH FLOOR	1316.80	30.01	0.00	1286.79	0.00	06	0.00
EIGHTEENTH FLOOR	1316.80	30.01	0.00	1286.79	0.00	06	0.00
NINETEENTH FLOOR	1316.80	30.01	0.00	1286.79	0.00	06	0.00
TWENTIETH FLOOR	1316.80	30.01	0.00	1286.79	0.00	06	0.00
TWENTYFIRST FLOOR	1316.80	30.01	0.00	1286.79	0.00	06	0.00
TWENTYSECOND FLOOR	1316.80	30.01	0.00	1286.79	0.00	06	0.00
TWENTYTHIRD FLOOR	1316.80	30.01	0.00	1286.79	0.00	06	0.00
TWENTYFOURTH FLOOR	1318.90	27.54	0.00	1291.36	0.00	05	0.00
TWENTYFIFTH FLOOR	1316.80	30.01	0.00	1286.79	0.00	06	0.00
TWENTYSIXTH FLOOR	1316.80	30.01	0.00	1286.79	0.00	06	0.00
TWENTYSEVENTH FLOOR	1316.80	30.01	0.00	1286.79	0.00	06	0.00
TWENTYEIGHTH FLOOR	1316.80	30.01	0.00	1286.79	0.00	06	0.00
TWENTYNINTH FLOOR	1316.80	30.01	0.00	1286.79	0.00	06	0.00
THIRTIETH FLOOR	1316.80	30.01	0.00	1286.79	0.00	06	0.00
THIRTYFIRST FLOOR	1316.80	30.01	0.00	1286.79	0.00	06	0.00
THIRTYSECOND FLOOR	1316.80	30.01	0.00	1286.79	0.00	06	0.00
THIRTYTHIRD FLOOR	1318.90	27.54	0.00	1291.36	0.00	05	0.00
THIRTYFOURTH FLOOR	1320.61	29.25	0.00	1291.36	0.00	05	0.00
THIRTYFIFTH FLOOR	1316.80	30.01	0.00	1286.79	0.00	06	0.00
THIRTYSIXTH FLOOR	1316.80	30.01	0.00	1286.79	0.00	06	0.00
THIRTYSEVENTH FLOOR	1316.80	30.01	0.00	1286.79	0.00	06	0.00
THIRTYEIGHTH FLOOR	1316.80	30.01	0.00	1286.79	0.00	06	0.00
THIRTYNINTH FLOOR	1316.80	30.01	0.00	1286.79	0.00	06	0.00
FORTIETH FLOOR	1316.80	30.01	0.00	1286.79	0.00	06	0.00
FORTYFIRST FLOOR	1316.80	30.01	0.00	1286.79	0.00	06	0.00
FORTYSECOND FLOOR	1318.90	27.54	0.00	1291.36	0.00	05	0.00
FORTYTHIRD FLOOR	1316.80	30.01	0.00	1286.79	0.00	06	0.00
FORTYFOURTH FLOOR	1316.80	30.01	0.00	1286.79	0.00	06	0.00
FORTYFIFTH FLOOR	1316.80	30.01	0.00	1286.79	0.00	06	0.00
FORTYSIXTH FLOOR	1316.80	30.01	0.00	1286.79	0.00	06	0.00
FORTYSEVENTH FLOOR	1316.80	30.01	0.00	1286.79	0.00	06	0.00
FORTYEIGHTH FLOOR	1316.80	30.01	0.00	1286.79	0.00	06	0.00
FORTYNINTH FLOOR	1316.80	30.01	0.00	1286.79	0.00	06	0.00
FIFTIETH FLOOR	1316.80	30.01	0.00	1286.79	0.00	06	0.00
TERRACE FLOOR	37.43	0.00	37.43	0.00	0.00	00	0.00
TOTAL	67937.32	1498.58	172.02	64766.96	1499.75	295	133.71
TOTAL NO OF BLDG	1						
TOTAL	67937.32	1498.58	172.02	64766.96	1499.75	295	134

SCHEDULE OF JOINERY

BUILDING NAME	NAME	L X H	NOS
BLOCK (C)	D	0.00 X 2.10	145
BLOCK (C)	D1	0.81 X 2.10	01
BLOCK (C)	D1	0.85 X 2.10	885
BLOCK (C)	D	1.00 X 2.10	1237
BLOCK (C)	MD	1.16 X 2.10	45
BLOCK (C)	MD	1.20 X 2.10	250
BLOCK (C)	OPEN	1.38 X 2.10	50
BLOCK (C)	OPEN	1.47 X 2.10	100
BLOCK (C)	OPEN	1.50 X 2.10	100
BLOCK (C)	OPEN	1.76 X 2.10	100
BLOCK (C)	MD	1.80 X 2.10	02
BLOCK (C)	OPEN	2.00 X 2.10	50
BLOCK (C)	OPEN	2.50 X 2.10	02

SCHEDULE OF JOINERY

BUILDING NAME	NAME	L X H	NOS
BLOCK (C)	W	0.49 X 1.80	50
BLOCK (C)	W	0.70 X 1.80	50
BLOCK (C)	V	0.75 X 1.20	885
BLOCK (C)	W2	0.75 X 1.50	290
BLOCK (C)	W	0.94 X 1.80	50
BLOCK (C)	W2	1.00 X 1.50	50
BLOCK (C)	W2	1.10 X 1.80	50
BLOCK (C)	W2	1.20 X 1.20	195
BLOCK (C)	W2	1.20 X 1.50	50
BLOCK (C)	W2	1.50 X 1.50	45
BLOCK (C)	V	1.68 X 1.20	01
BLOCK (C)	W	1.80 X 1.50	200
BLOCK (C)	W	1.80 X 1.80	300
BLOCK (C)	GLSW	2.00 X 2.10	01
BLOCK (C)	W	2.10 X 1.80	200
BLOCK (C)	GLSW	2.22 X 2.10	01
BLOCK (C)	GLSW	2.90 X 2.10	295
BLOCK (C)	GLSW	3.00 X 2.10	25
BLOCK (C)	GLSW	3.05 X 2.10	12
BLOCK (C)	W	3.36 X 1.50	45

Balcony Calculations Table

FLOOR NAME	SIZE	TOTAL AREA
FIRST FLOOR PLAN	1.27 X 5.25 X 2	119.64
	0.60 X 0.75 X 2	
	0.60 X 3.00 X 1	
	0.60 X 4.23 X 1	
	0.60 X 3.33 X 1	
	0.60 X 3.90 X 1	
	0.60 X 3.31 X 1	
	0.60 X 3.23 X 1	
	0.60 X 3.55 X 1	
	1.65 X 5.33 X 1	
	1.66 X 3.45 X 1	
	1.67 X 5.10 X 1	
	1.67 X 4.35 X 1	
	1.67 X 3.85 X 1	
	1.47 X 3.74 X 1	
	1.56 X 4.01 X 2	
	1.79 X 7.94 X 1	
	1.55 X 3.66 X 1	
	1.79 X 9.92 X 1	
	0.60 X 2.91 X 1	
	1.84 X 9.70 X 1	
TYPICAL - 30, 31, 32, 35, 36 FLOOR PLAN	1.27 X 5.25 X 2 X 5	598.20
	0.60 X 0.75 X 2 X 5	
	0.60 X 3.00 X 1 X 5	
	0.60 X 4.23 X 1 X 5	
	0.60 X 3.33 X 1 X 5	
	0.60 X 3.90 X 1 X 5	
	0.60 X 3.31 X 1 X 5	
	0.60 X 3.23 X 1 X 5	
	0.60 X 3.55 X 1 X 5	
	1.65 X 5.33 X 1 X 5	
	1.66 X 3.45 X 1 X 5	
	1.67 X 5.10 X 1 X 5	
	1.67 X 4.35 X 1 X 5	
	1.67 X 3.85 X 1 X 5	
	1.47 X 3.74 X 1 X 5	
	1.56 X 4.01 X 2 X 5	
	1.79 X 7.94 X 1 X 5	
	1.55 X 3.66 X 1 X 5	
	1.79 X 9.92 X 1 X 5	
	0.60 X 2.91 X 1 X 5	
	1.84 X 9.70 X 1 X 5	
THIRTYTHIRD FLOOR PLAN	1.27 X 5.25 X 2	103.04
	0.60 X 0.75 X 2	
	0.60 X 3.31 X 1	
	0.60 X 3.00 X 1	
	0.60 X 3.23 X 1	
	1.65 X 5.33 X 1	
	1.66 X 3.45 X 1	
	1.67 X 5.10 X 1	
	1.67 X 4.35 X 1	
	1.67 X 3.85 X 1	
	1.47 X 3.74 X 1	
	1.56 X 4.01 X 1	
	1.79 X 7.94 X 1	
	1.61 X 4.01 X 1	
	0.60 X 3.33 X 1	
	0.60 X 3.90 X 1	
	0.60 X 3.55 X 1	
	0.60 X 4.23 X 1	
	0.60 X 2.91 X 1	
	1.79 X 9.70 X 1	
THIRTYFOURTH FLOOR PLAN	1.27 X 5.25 X 2	109.99
	0.60 X 4.23 X 1	
	0.60 X 0.75 X 2	
	0.60 X 3.31 X 1	
	0.60 X 3.00 X 1	
	0.60 X 3.23 X 1	
	1.65 X 5.33 X 1	
	1.66 X 3.45 X 1	
	1.67 X 5.10 X 1	
	1.67 X 4.35 X 1	
	1.67 X 3.85 X 1	
	1.47 X 3.74 X 1	
	0.60 X 3.33 X 1	
	0.60 X 3.90 X 1	
	0.60 X 3.55 X 1	
	1.56 X 4.01 X 1	
	1.79 X 7.94 X 1	
	1.61 X 4.01 X 1	
	0.70 X 9.92 X 1	
	0.60 X 2.91 X 1	
	1.79 X 9.70 X 1	
TYPICAL - 15, 24, 42 FLOOR PLAN	1.27 X 5.25 X 2 X 3	309.12
	0.60 X 0.75 X 2 X 3	
	0.60 X 3.31 X 1 X 3	
	0.60 X 3.00 X 1 X 3	
	0.60 X 3.23 X 1 X 3	
	1.65 X 5.33 X 1 X 3	
	1.66 X 3.45 X 1 X 3	
	1.67 X 5.10 X 1 X 3	
	1.67 X 4.35 X 1 X 3	
	1.67 X 3.85 X 1 X 3	
	1.47 X 3.74 X 1 X 3	
	1.56 X 4.01 X 1 X 3	
	1.79 X 7.94 X 1 X 3	
	1.61 X 4.01 X 1 X 3	
	0.60 X 3.33 X 1 X 3	
	0.60 X 3.90 X 1 X 3	
	0.60 X 3.55 X 1 X 3	
	0.60 X 4.23 X 1 X 3	
	0.60 X 2.91 X 1 X 3	
	1.79 X 9.70 X 1 X 3	
TYPICAL - 2- 14, 16- 23, 25- 29, 37- 41, 43- 50 FLOOR PLAN	1.27 X 5.25 X 2 X 39	4665.96
	0.60 X 0.75 X 2 X 39	
	0.60 X 3.00 X 1 X 39	
	0.60 X 4.23 X 1 X 39	
	0.60 X 3.33 X 1 X 39	
	0.60 X 3.90 X 1 X 39	
	0.60 X 3.31 X 1 X 39	
	0.60 X 3.23 X 1 X 39	
	0.60 X 3.55 X 1 X 39	
	1.65 X 5.33 X 1 X 39	
	1.66 X 3.45 X 1 X 39	
	1.67 X 5.10 X 1 X 39	
	1.67 X 4.35 X 1 X 39	
	1.67 X 3.85 X 1 X 39	
	1.47 X 3.74 X 1 X 39	
	1.56 X 4.01 X 2 X 39	
	1.79 X 7.94 X 1 X 39	
	1.55 X 3.66 X 1 X 39	
	1.79 X 9.92 X 1 X 39	
	0.60 X 2.91 X 1 X 39	
	1.84 X 9.70 X 1 X 39	
Total	-	5905.95

GENERAL CONDITIONS:

1.A dual piping system is a type of plumbing system where two separate sets of pipes are installed to distribute water in a building. One set of pipes carries potable or drinking water, while the other set of pipes carries non-potable or reclaimed water. The potable water pipes are connected to the main water supply and distribute water for drinking, cooking, and bathing. The non-potable or reclaimed water pipes carry water that has been treated and recycled from sources like rainwater, greywater from sinks and showers, or treated wastewater.
2.Parking places in buildings shall be provided with Electric Vehicle Charging Infrastructure as per Central Electricity Authority (CEA) Technical Requirements for Connection of Distributed Generation Sources, CEA Measures of Safety Regulations, 2010 and Ministry of Power Consolidated Guidelines and Standards for EV Charging Infrastructure, as amended from time to time".
3.For Constructions over 10,000 Sq.mt and above and in case of Group Housing Buildings where there are 100 units and above, the plumbing arrangement shall be made in a way that the potable water shall be used for drinking, cooking and bathing only and for rest of the uses, provision for dual piping system shall be made.
4.New building constructions shall have to properly demarcate sections within buildings and on rooftops for housing Broadband/digital connectivity infrastructure / antenna. These areas should have access to power supply for reliable, always on services. Further, Computer Telephony Integration (CTI) of a building shall include the common duct to access the common space used as telecomn room inside the building.
5.Occupancy Certificate to a building shall be granted only after ensuring that the CTI as per the prescribed standards is in place and an undertaking is given by the Architect or Engineer certifying that building has ensured common access to all digital infrastructure to all Service providers in accordance with plan of creation of CTI.

CONDITION:

1 TECHNICAL APPROVAL IS HERE BY ACCORDED FOR ___ <<REs/Comm/others>> Building ____ << floors>> in of plot nos. __ Sy. No: __ situated at in ____ Village & ___ Mandal, ___ District in proceeding letter subject to conditions mentioned on Approved Plan Vide No.___ Dt: ___.
2 All the conditions imposed in Lr. No. ________ Dt: ___ are to be strictly followed.
3 The applicant shall construct the Building as per Sanctioned Plan if any deviations made in setbacks, the 10.00 % mortgaged Built Up Area forfeited, the technical approved building plans will be withdrawn and cancelled without notice and action will be taken as per law.
4 The Cellar/Stilt floor shall be used for parking purpose only and should not be used for any other purposes as per the G.O.Ms.No. 168 MA Dt: 07-04-2012 and its ammendments.
5 The Builder/Developer should construct sump, septic tank and underground drainage as per ISI standards. In addition to the drainage system available.
6 That the applicant shall comply the conditions laid down in the G.O.Ms.No. 168 MA Dt: 07-04-2012 and its Amended Government Orders.
7 This permission does not bar any public agency including HMDA/Local Body to acquire the lands for public purpose as per Law.
8 The Builder/Developer/Owner shall be responsible and ensure that the fire safety, structural stability requirements of the proposed complex are in accordance with the A.P Fire Services Act — 1999.
9 Automatic Sprinkler system is to be provided if the basement area exceeds 200 Sq. Mtrs Electrical wiring and installation shall be certified by the electrical engineers to Ensure electrical fire safety.
10 Transformers shall be provided with 4 hours Rating fire resistant constructions as per Rule 15 (e) of A.P Apartments (Promotion of constructions and ownership) rules, 1987.
11 If any litigations/discrepancy arises in future regarding ownership documents, the applicant is whole responsible and not made party to HMDA or its employees and plans deemed to be withdrawn and cancelled.
12 The HMWS and SB and T.S. Transco not to provide the permanent connection till to produce the occupancy certificate from the Sanctioning Authority.
13 If in case above said conditions are not adhered HMDA/Local Authority can withdraw the said permission.
14 If any cases are pending in court of law with regard to the site U/R and have adverse orders, the permission granted shall be deemed to be withdrawn and cancelled.
15 The applicant/ developer is the whole responsible if any loss of human life or any damage occurs while constructing the building and after construction of building and have no rights to claim to HMDA and its employees shall not be held as a party to any such dispute/ litigations.
16 The HMDA reserve the right to cancel the permission, if it is found that the permission is obtained by false statement or misinterpretation or suppression of any material facts or rule.

OFFICER DETAILS
OFFICER NAME :
DESIGNATION :
DATE AND TIME :

APPROVAL NO:	SEAL OF APPROVAL
DATE OF APPROVAL :	
OWNER'S SIGNATURE	ARCHITECT'S SIGNATURE
BUILDER'S SIGNATURE	STRUCTURAL ENGINEER'S SIGNATURE

Note: All dimensions are in meters.

ISO_full_bleed_4A0_(1682.00_x_2378.00_MM)

Project Title :PROPOSED APARTMENT 3 RESIDENTIAL TOWERS OF GR+50 FLOORS WITH 1 CLUBHOUSE BLOCK OFG+5 FLOORS IN SURVEY Nos.313(P), PUPPALAGUDA VILLAGE, GANDIPET MANDAL, RANGA REDDY DISTRICT.BELONGING TO: R.VENKAT RAMANA AND OTHERS .Rep By ASHOKA BUILDERS INDIA PVT LTD.Authorized signatoryMr.ANIL KUMAR THOTA S/O. Mr. T.RANGAIAH

FILE DETAILS		
LTP NAME : MANISHA dillikar		
LTP LICENCE NO : COA/2002/29740		DATE : 09-03-2025
FILE NO : TS/013051/2025		SHEET NO.: 3 / 9
SHEET NAME : Building Plan Details		

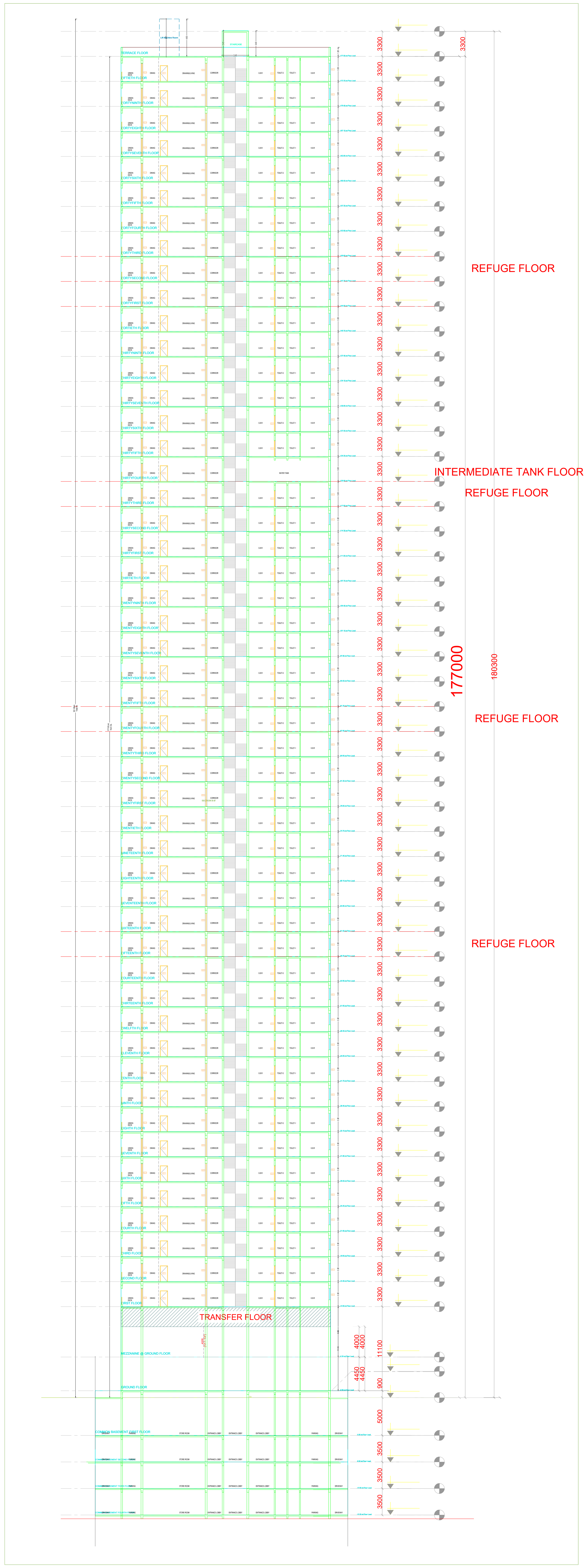

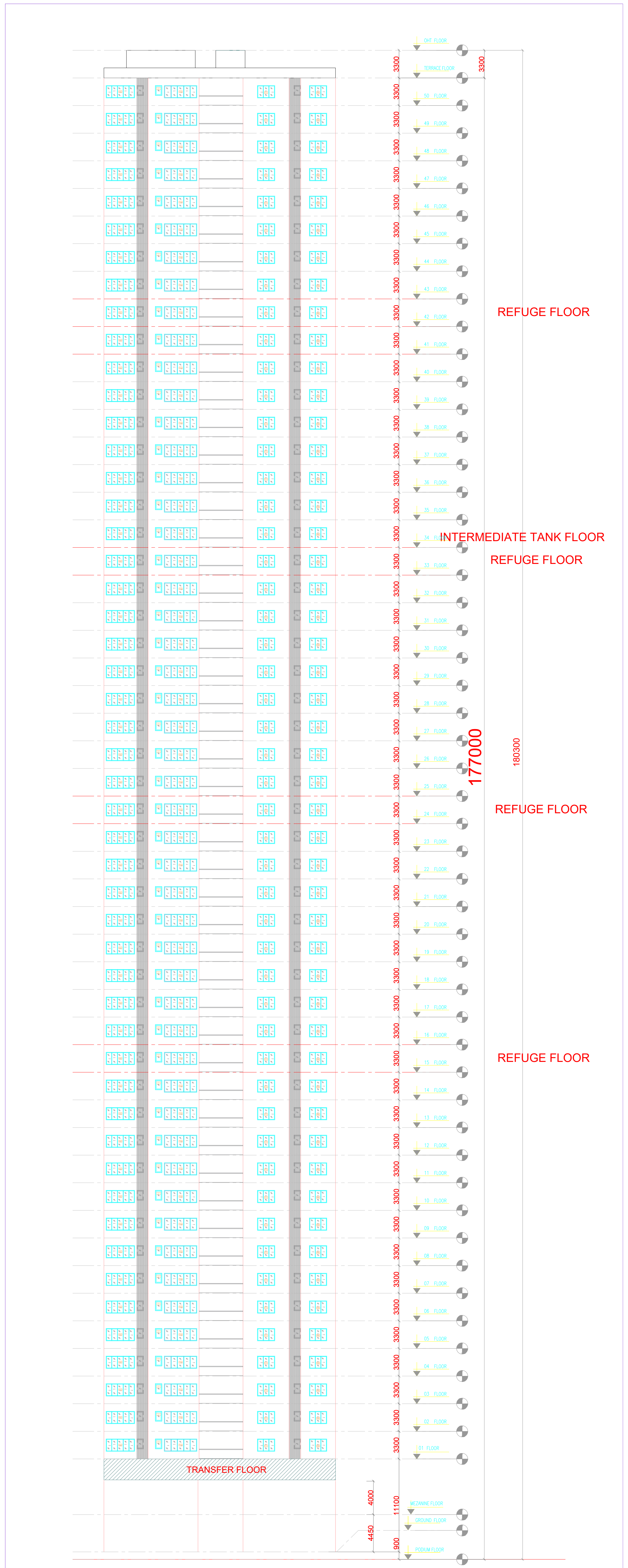

TOWER -A,B,C
NORTH ELEVATION

GENERAL CONDITIONS:

1.A dual piping system is a type of plumbing system where two separate sets of pipes are installed to distribute water in a building. One set of pipes carries potable or drinking water, while the other set of pipes carries non-potable or reclaimed water. The potable water pipes are connected to the main water supply and distribute water for drinking, cooking, and bathing. The non-potable or reclaimed water pipes carry water that has been treated and recycled from sources like rainwater, greywater from sinks and showers, or treated wastewater.
2.Parking places in buildings shall be provided with Electric Vehicle Charging Infrastructure as per Central Electricity Authority (CEA) Technical Requirements for Connection of Distributed Generation Sources, CEA Measures of Safety Regulations, 2010 and Ministry of Power Consolidated Guidelines and Standards for EV Charging Infrastructure, as amended from time to time".
3.For Constructions over 10,000 Sq.mt and above and in case of Group Housing Buildings where there are 100 units and above, the plumbing arrangement shall be made in a way that the potable water shall be used for drinking, cooking and bathing only and for rest of the uses, provision for dual piping system shall be made.
4.New building constructions shall have to properly demarcate sections within buildings and on rooftops for housing Broadband/digital connectivity infrastructure / antenna. These areas should have access to power supply for reliable, always on services. Further, Computer Telephony Integration (CTI) of a building shall include the common duct to access the common space used as telecomn room inside the building.
5.Occupancy Certificate to a building shall be granted only after ensuring that the CTI as per the prescribed standards is in place and an undertaking is given by the Architect or Engineer certifying that building has ensured common access to all digital infrastructure to all Service providers in accordance with plan of creation of CTI.

CONDITION:

1 TECHNICAL APPROVAL IS HERE BY ACCORDED FOR ___ <<REs/Comm/others>> Building ____ << floors>> in of plot nos. __ Sy. No: __ situated at in ____ Village & ___ Mandal, ___ District in proceeding letter subject to conditions mentioned on Approved Plan Vide No.___ Dt: ___.
2 All the conditions imposed in Lr. No. ________ Dt: ___ are to be strictly followed.
3 The applicant shall construct the Building as per Sanctioned Plan if any deviations made in setbacks, the 10.00 % mortgaged Built Up Area forfeited, the technical approved building plans will be withdrawn and cancelled without notice and action will be taken as per law.
4 The Cellar/Stilt floor shall be used for parking purpose only and should not be used for any other purposes as per the G.O.Ms.No. 168 MA Dt: 07-04-2012 and its ammendments.
5 The Builder/Developer should construct sump, septic tank and underground drainage as per ISI standards. In addition to the drainage system available.
6 That the applicant shall comply the conditions laid down in the G.O.Ms.No. 168 MA Dt: 07-04-2012 and its Amended Government Orders.
7 This permission does not bar any public agency including HMDA/Local Body to acquire the lands for public purpose as per Law.
8 The Builder/Developer/Owner shall be responsible and ensure that the fire safety, structural stability requirements of the proposed complex are in accordance with the A.P Fire Services Act — 1999.
9 Automatic Sprinkler system is to be provided if the basement area exceeds 200 Sq. Mtrs Electrical wiring and installation shall be certified by the electrical engineers to Ensure electrical fire safety.
10 Transformers shall be provided with 4 hours Rating fire resistant constructions as per Rule 15 (e) of A.P Apartments (Promotion of constructions and ownership) rules, 1987.
11 If any litigations/discrepancy arises in future regarding ownership documents, the applicant is whole responsible and not made party to HMDA or its employees and plans deemed to be withdrawn and cancelled.
12 The HMWS and SB and T.S. Transco not to provide the permanent connection till to produce the occupancy certificate from the Sanctioning Authority.
13 If in case above said conditions are not adhered HMDA/Local Authority can withdraw the said permission.
14 If any cases are pending in court of law with regard to the site U/R and have adverse orders, the permission granted shall be deemed to be withdrawn and cancelled.
15 The applicant/ developer is the whole responsible if any loss of human life or any damage occurs while constructing the building and after construction of building and have no rights to claim to HMDA and its employees shall not be held as a party to any such dispute/ litigations.
16 The HMDA reserve the right to cancel the permission, if it is found that the permission is obtained by false statement or misinterpretation or suppression of any material facts or rule.

OFFICER DETAILS
OFFICER NAME :
DESIGNATION :
DATE AND TIME :

APPROVAL NO:	SEAL OF APPROVAL
DATE OF APPROVAL :	
OWNER'S SIGNATURE	ARCHITECT'S SIGNATURE
BUILDER'S SIGNATURE	STRUCTURAL ENGINEER'S SIGNATURE

Note: All dimensions are in meters.

ISO_full_bleed_4A0_(1682.00_x_2378.00_MM)

Project Title :PROPOSED APARTMENT 3 RESIDENTIAL TOWERS OF GR+50 FLOORS WITH 1 CLUBHOUSE BLOCK OFG+5 FLOORS IN SURVEY Nos.313(P), PUPPALAGUDA VILLAGE, GANDIPET MANDAL, RANGA REDDY DISTRICT.BELONGING TO: R.VENKAT RAMANA AND OTHERS .Rep By ASHOKA BUILDERS INDIA PVT LTD.Authorized signatoryMr.ANIL KUMAR THOTA S/O. Mr. T.RANGAIAH

FILE DETAILS			
LTP NAME :	MANISHA dillikar		
LTP LICENCE NO :	COA/2002/29740	DATE :	09-03-2025
FILE NO :	TS/013051/2025	SHEET NO.:	4 / 9
SHEET NAME :	Building Plan Details		

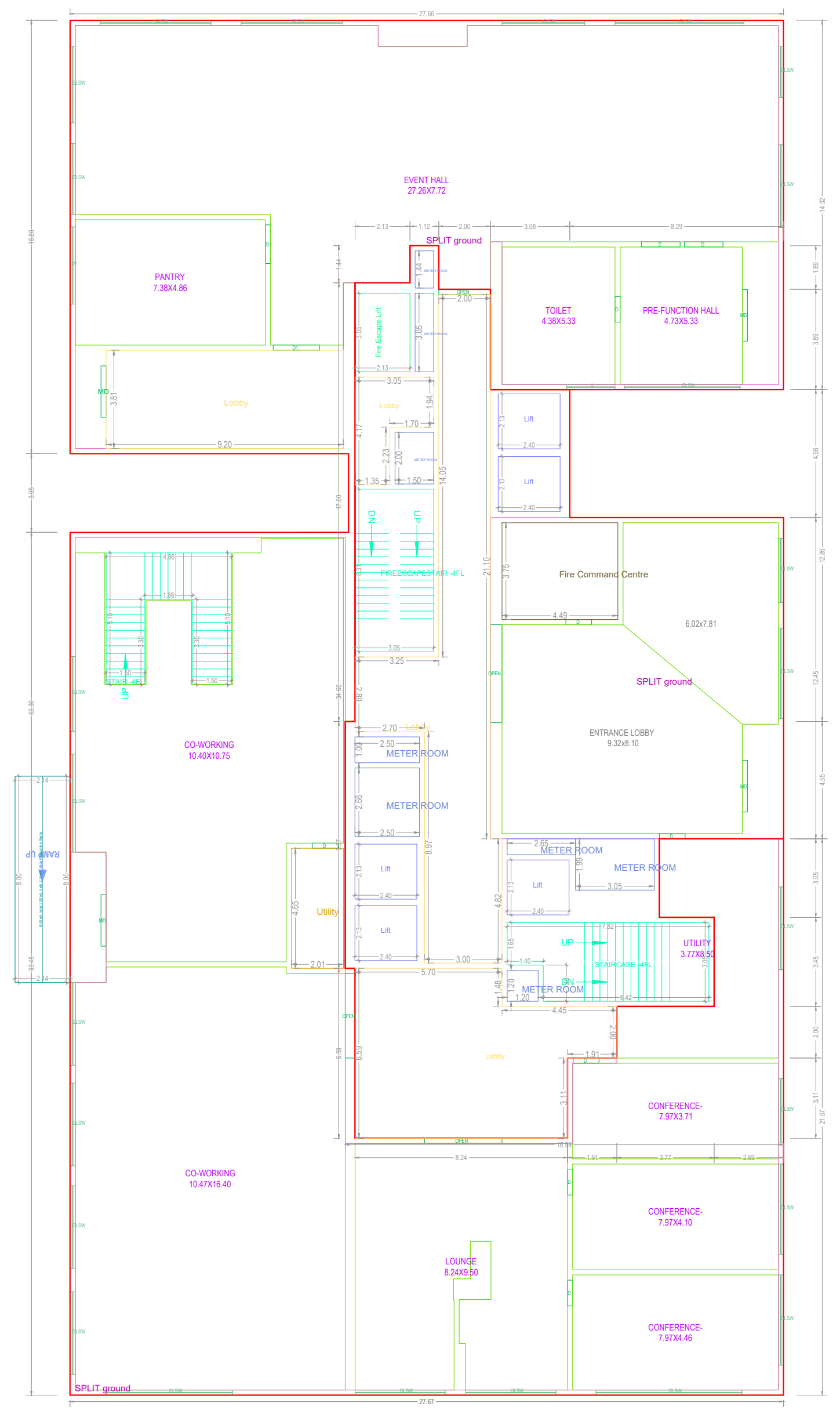
GROUND FLOOR PLAN
(Proposed)
(SCALE 1:100)

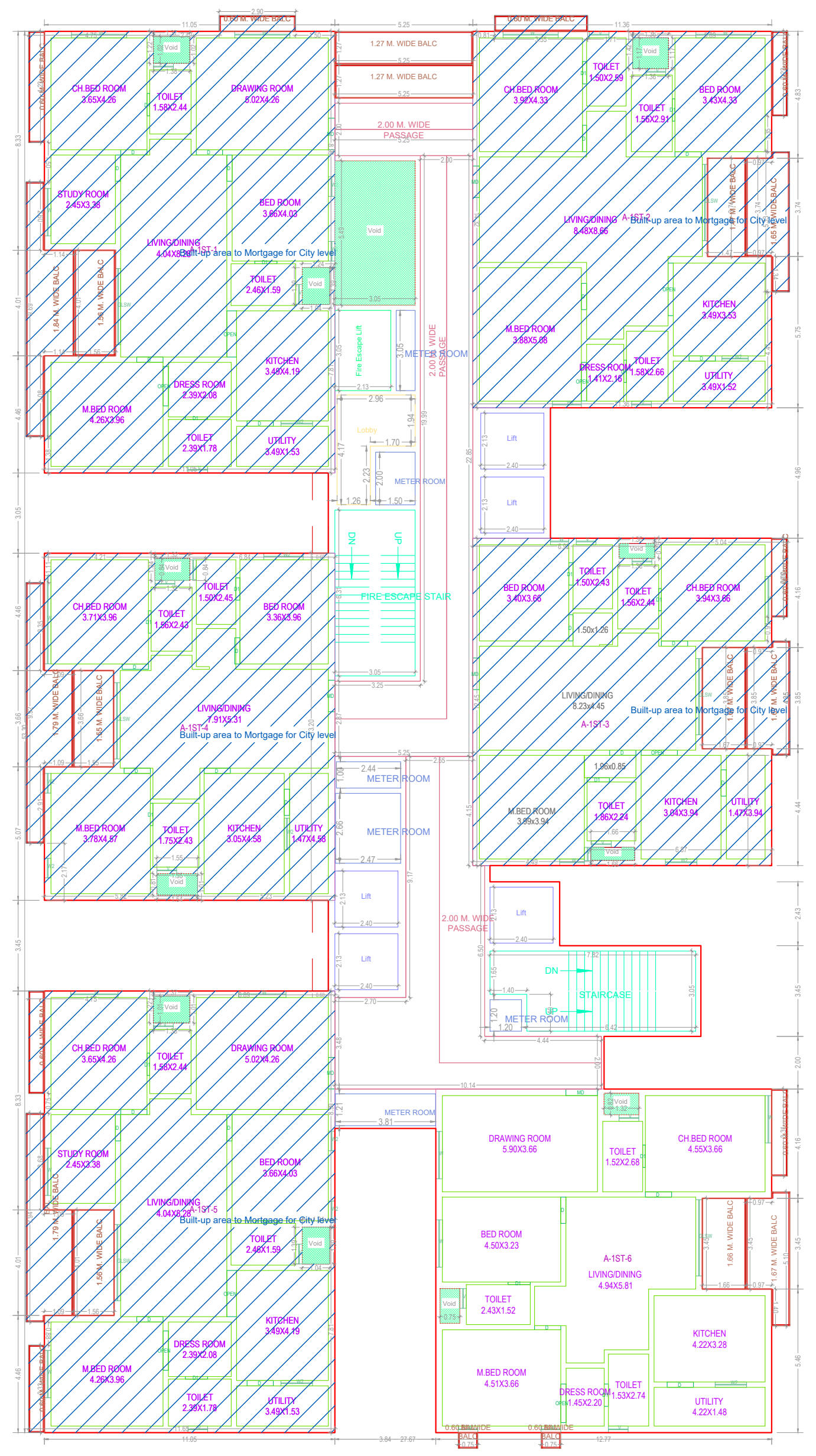
FIRST FLOOR PLAN
(Proposed)
(SCALE 1:100)

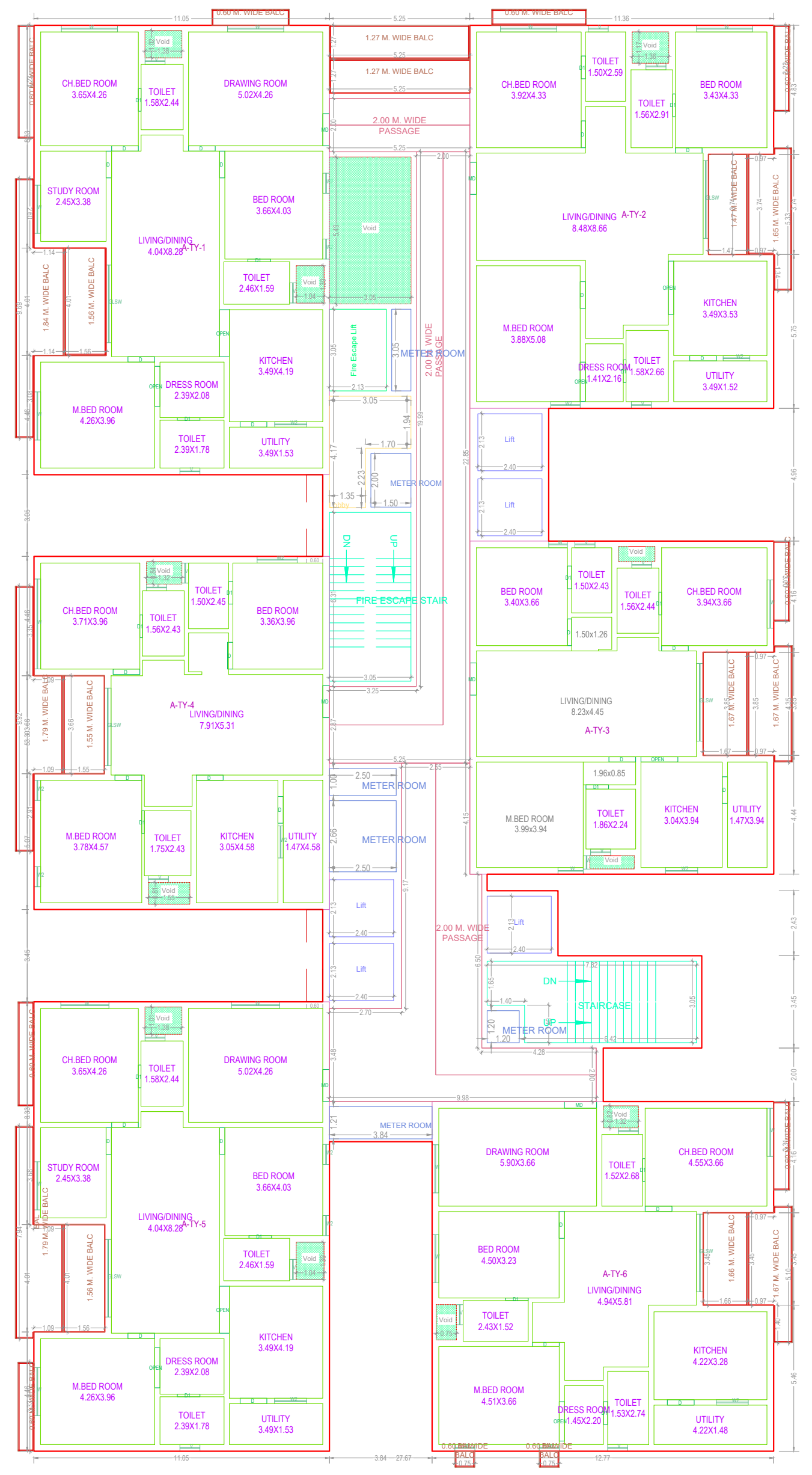
TYPICAL - 2- 14, 16- 23, 25- 29, 37- 41, 43- 50 FLOOR PLAN
(Proposed)
(SCALE 1:100)

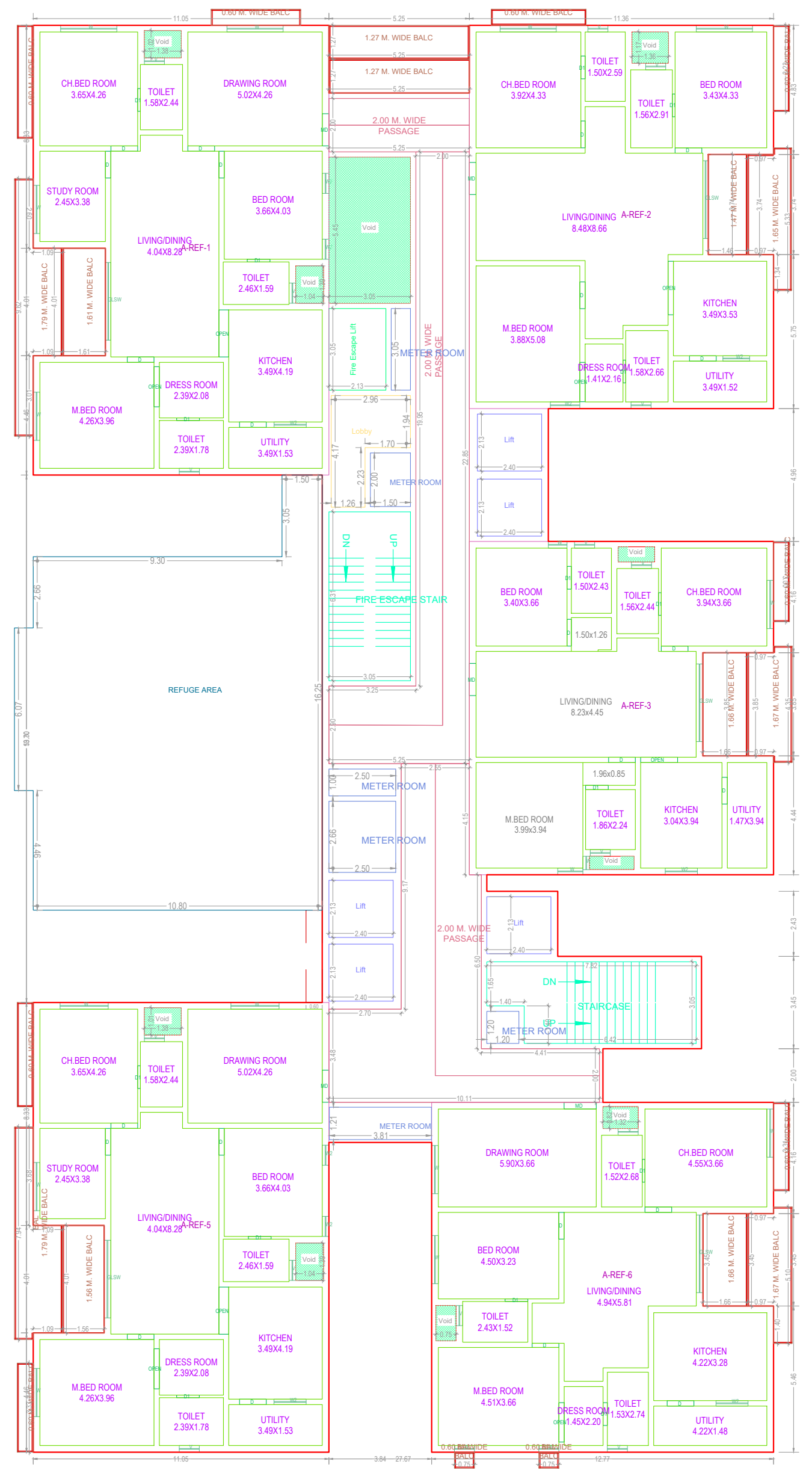
TYPICAL - 15, 24, 42 FLOOR PLAN
(Proposed)
(SCALE 1:100)

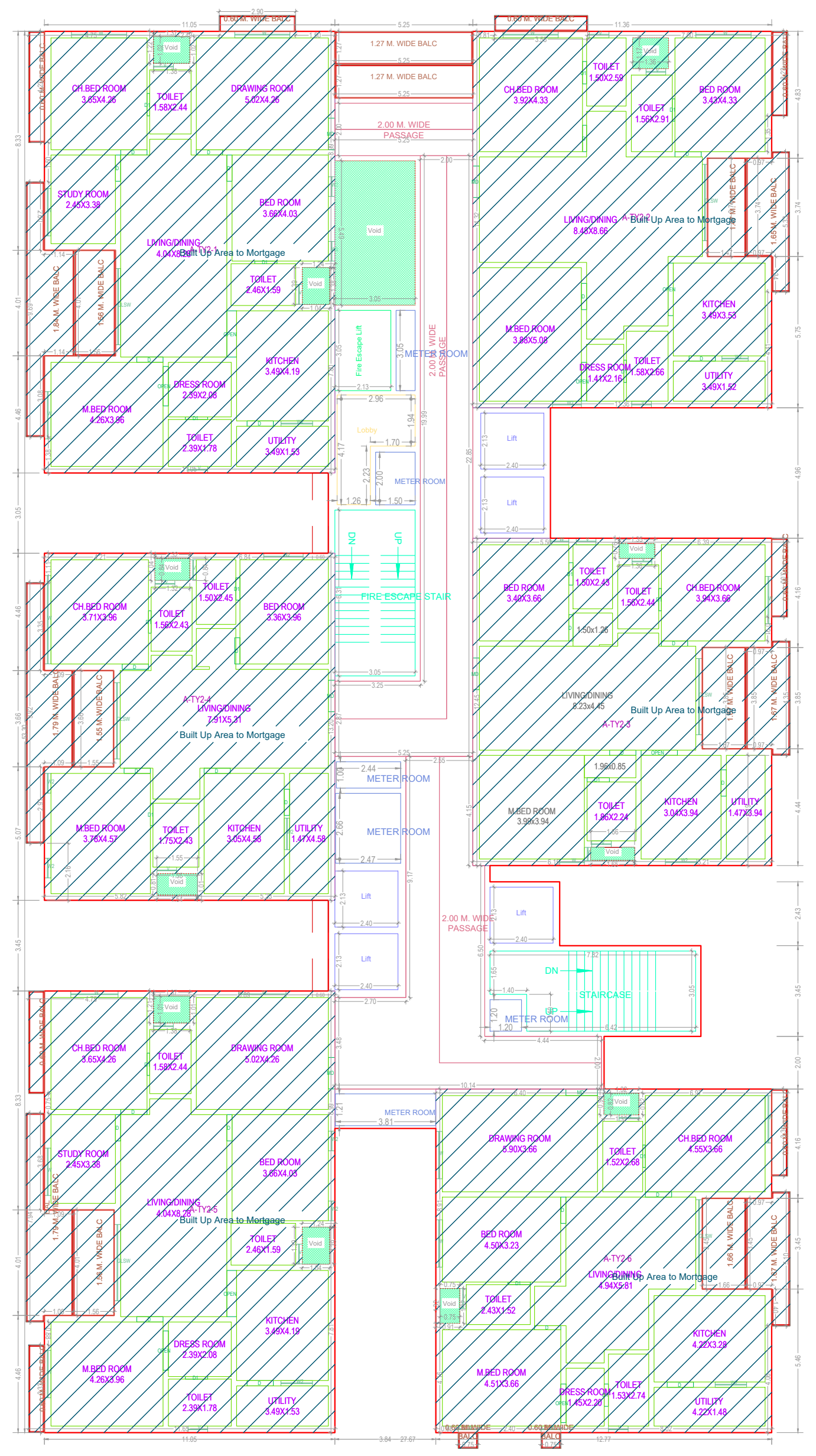
TYPICAL - 30, 31, 32, 35, 36 FLOOR PLAN
(Proposed)
(SCALE 1:100)

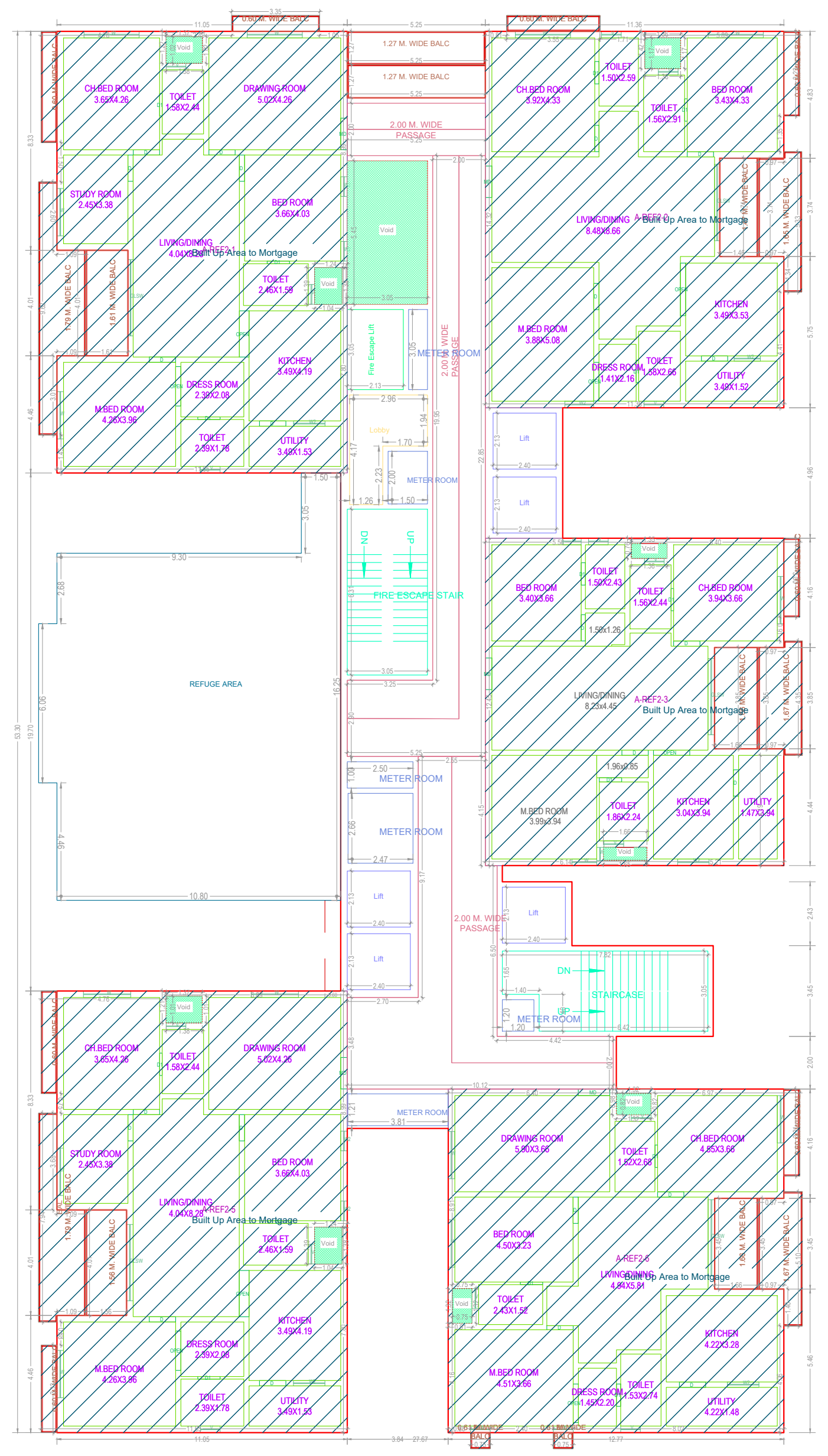
THIRTYTHIRD FLOOR PLAN
(Proposed)
(SCALE 1:100)

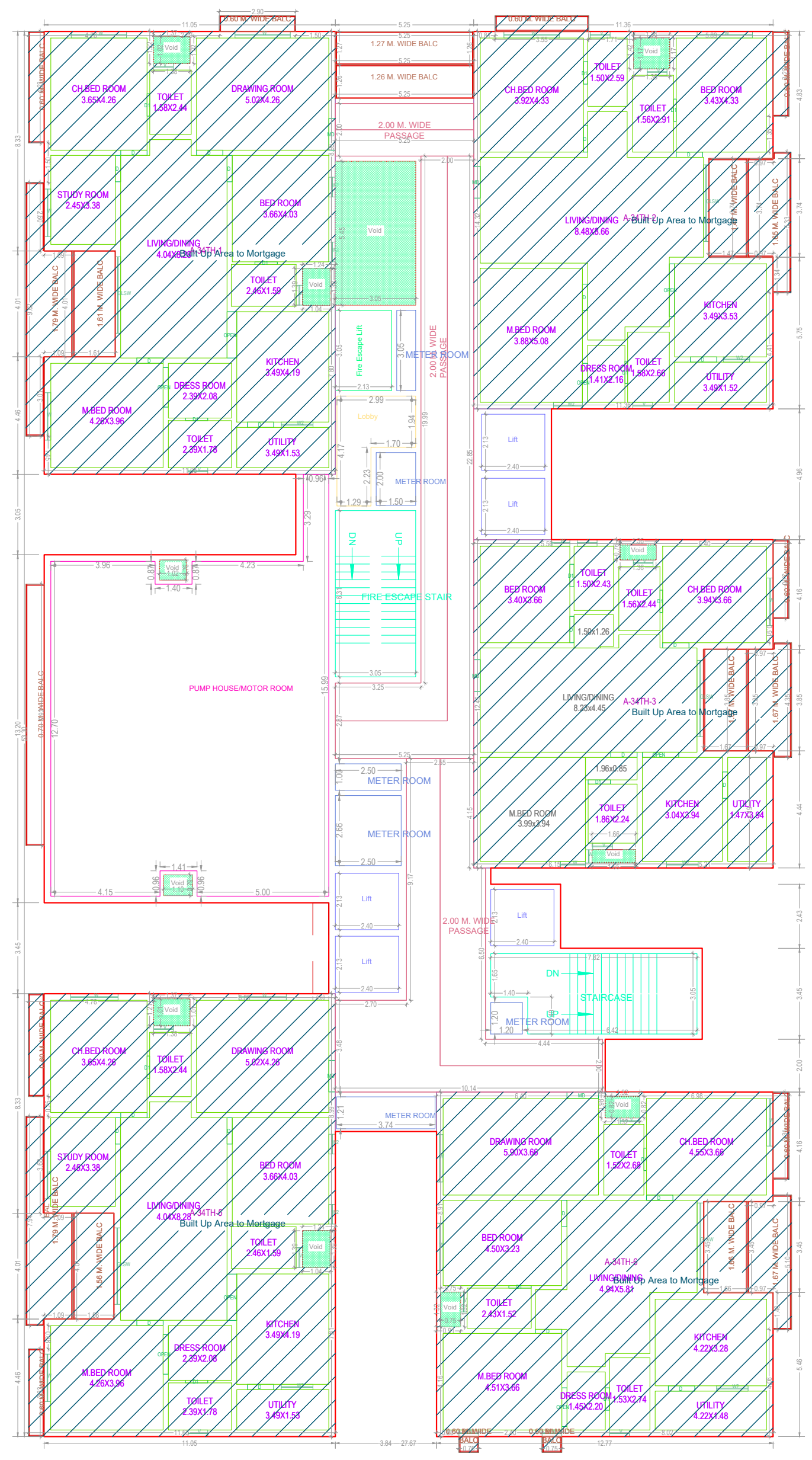
THIRTYFOURTH FLOOR PLAN
(Proposed)
(SCALE 1:100)

Balcony Calculations Table

FLOOR NAME	SIZE	TOTAL AREA
FIRST FLOOR PLAN	1.27 X 5.25 X 2	119.64
	0.60 X 0.75 X 2	
	0.60 X 3.00 X 1	
	0.60 X 4.23 X 1	
	0.60 X 3.33 X 1	
	0.60 X 3.90 X 1	
	0.60 X 3.31 X 1	
	0.60 X 3.23 X 1	
	0.60 X 3.55 X 1	
	1.65 X 5.33 X 1	
	1.66 X 3.45 X 1	
	1.67 X 5.10 X 1	
	1.67 X 4.35 X 1	
	1.67 X 3.85 X 1	
	1.47 X 3.74 X 1	
	1.56 X 4.01 X 2	
	1.79 X 7.94 X 1	
	1.55 X 3.66 X 1	
	1.79 X 9.92 X 1	
	0.60 X 2.91 X 1	
	1.84 X 9.70 X 1	
TYPICAL - 30, 31, 32, 35, 36 FLOOR PLAN	1.27 X 5.25 X 2 X 5	598.20
	0.60 X 0.75 X 2 X 5	
	0.60 X 3.00 X 1 X 5	
	0.60 X 4.23 X 1 X 5	
	0.60 X 3.33 X 1 X 5	
	0.60 X 3.90 X 1 X 5	
	0.60 X 3.31 X 1 X 5	
	0.60 X 3.23 X 1 X 5	
	0.60 X 3.55 X 1 X 5	
	1.65 X 5.33 X 1 X 5	
	1.66 X 3.45 X 1 X 5	
	1.67 X 5.10 X 1 X 5	
	1.67 X 4.35 X 1 X 5	
	1.67 X 3.85 X 1 X 5	
	1.47 X 3.74 X 1 X 5	
	1.56 X 4.01 X 2 X 5	
	1.79 X 7.94 X 1 X 5	
	1.55 X 3.66 X 1 X 5	
	1.79 X 9.92 X 1 X 5	
	0.60 X 2.91 X 1 X 5	
	1.84 X 9.70 X 1 X 5	
THIRTYTHIRD FLOOR PLAN	1.27 X 5.25 X 2	103.28
	0.61 X 0.75 X 2	
	0.60 X 3.31 X 1	
	0.60 X 3.00 X 1	
	0.60 X 3.23 X 1	
	1.65 X 5.33 X 1	
	1.66 X 3.45 X 1	
	1.67 X 5.10 X 1	
	1.67 X 4.35 X 1	
	1.67 X 3.85 X 1	
	1.47 X 3.74 X 1	
	1.56 X 4.01 X 1	
	1.79 X 7.94 X 1	
	1.79 X 9.62 X 1	
	1.61 X 4.01 X 1	
	0.60 X 3.33 X 1	
	0.60 X 3.90 X 1	
	0.60 X 3.55 X 1	
	0.60 X 4.23 X 1	
	0.60 X 3.35 X 1	
THIRTYFOURTH FLOOR PLAN	0.60 X 4.23 X 1	109.94
	1.27 X 5.25 X 2	
	0.60 X 0.75 X 2	
	0.60 X 3.31 X 1	
	0.60 X 3.00 X 1	
	0.60 X 3.23 X 1	
	1.65 X 5.33 X 1	
	1.66 X 3.45 X 1	
	1.67 X 5.10 X 1	
	1.67 X 4.35 X 1	
	1.67 X 3.85 X 1	
	1.47 X 3.74 X 1	
	0.60 X 3.33 X 1	
	0.60 X 3.90 X 1	
	0.60 X 3.55 X 1	
	0.60 X 2.90 X 1	
	1.56 X 4.01 X 1	
	1.79 X 7.94 X 1	
	1.79 X 9.62 X 1	
	1.61 X 4.01 X 1	
	0.70 X 9.92 X 1	
TYPICAL - 15, 24, 42 FLOOR PLAN	1.27 X 5.25 X 2 X 3	309.78
	0.60 X 0.75 X 2 X 3	
	0.60 X 3.31 X 1 X 3	
	0.60 X 3.00 X 1 X 3	
	0.60 X 3.23 X 1 X 3	
	1.65 X 5.33 X 1 X 3	
	1.66 X 3.45 X 1 X 3	
	1.67 X 5.10 X 1 X 3	
	1.67 X 4.35 X 1 X 3	
	1.67 X 3.85 X 1 X 3	
	1.47 X 3.74 X 1 X 3	
	1.56 X 4.01 X 1 X 3	
	1.79 X 7.94 X 1 X 3	
	1.79 X 9.62 X 1 X 3	
	1.61 X 4.01 X 1 X 3	
	0.60 X 3.33 X 1 X 3	
	0.60 X 3.90 X 1 X 3	
	0.60 X 3.55 X 1 X 3	
	0.60 X 4.23 X 1 X 3	
	0.60 X 3.35 X 1 X 3	
TYPICAL - 2- 14, 16- 23, 25- 29, 37- 41, 43- 50 FLOOR PLAN	1.27 X 5.25 X 2 X 39	4665.96
	0.60 X 0.75 X 2 X 39	
	0.60 X 3.00 X 1 X 39	
	0.60 X 4.23 X 1 X 39	
	0.60 X 3.33 X 1 X 39	
	0.60 X 3.90 X 1 X 39	
	0.60 X 3.31 X 1 X 39	
	0.60 X 3.23 X 1 X 39	
	0.60 X 3.55 X 1 X 39	
	1.65 X 5.33 X 1 X 39	
	1.66 X 3.45 X 1 X 39	
	1.67 X 5.10 X 1 X 39	
	1.67 X 4.35 X 1 X 39	
	1.67 X 3.85 X 1 X 39	
	1.47 X 3.74 X 1 X 39	
	1.56 X 4.01 X 2 X 39	
	1.79 X 7.94 X 1 X 39	
	1.55 X 3.66 X 1 X 39	
	1.79 X 9.92 X 1 X 39	
	0.60 X 2.91 X 1 X 39	
	1.84 X 9.70 X 1 X 39	
Total	-	5906.80

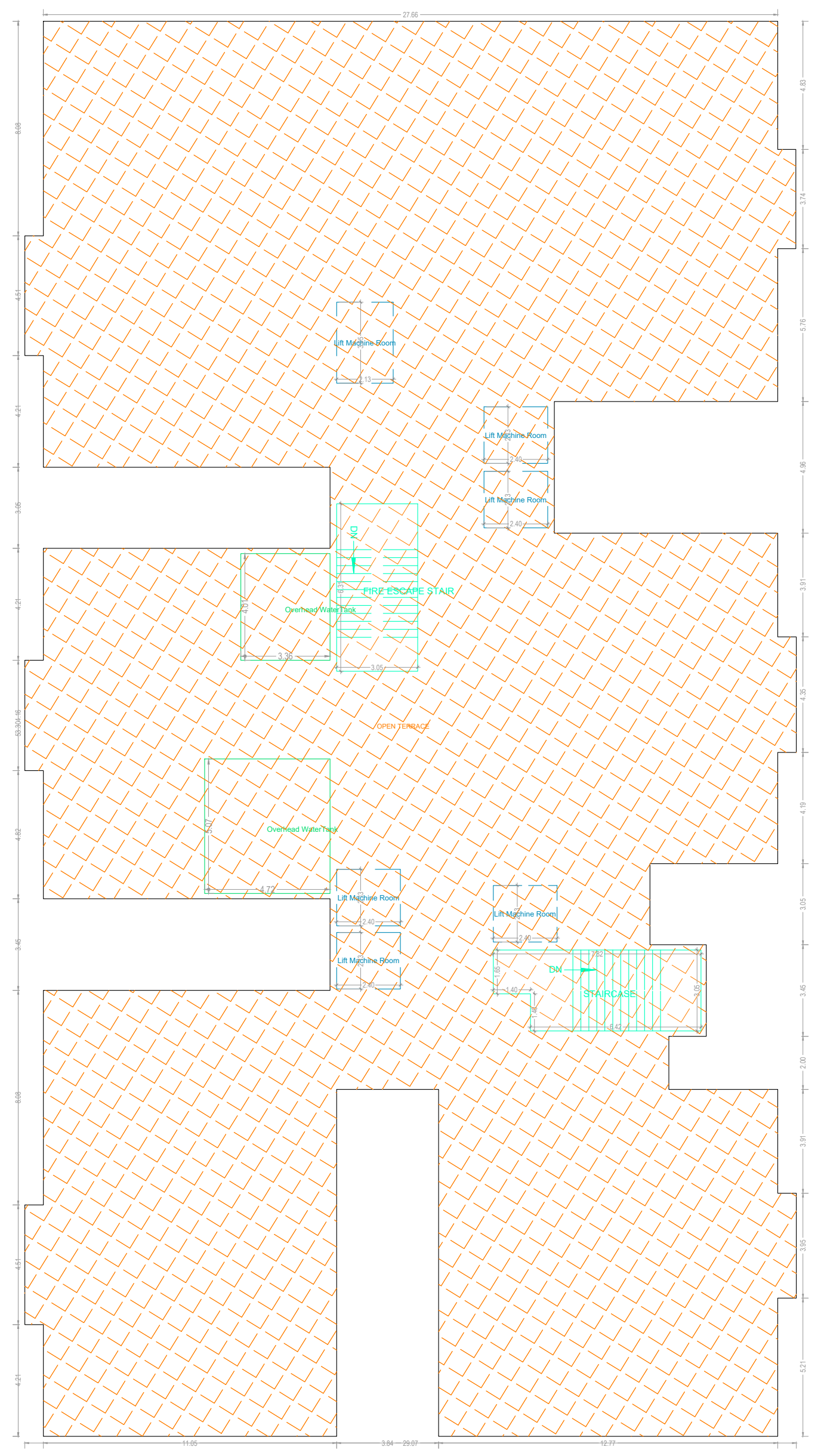
TERRACE FLOOR PLAN
(SCALE 1:100)

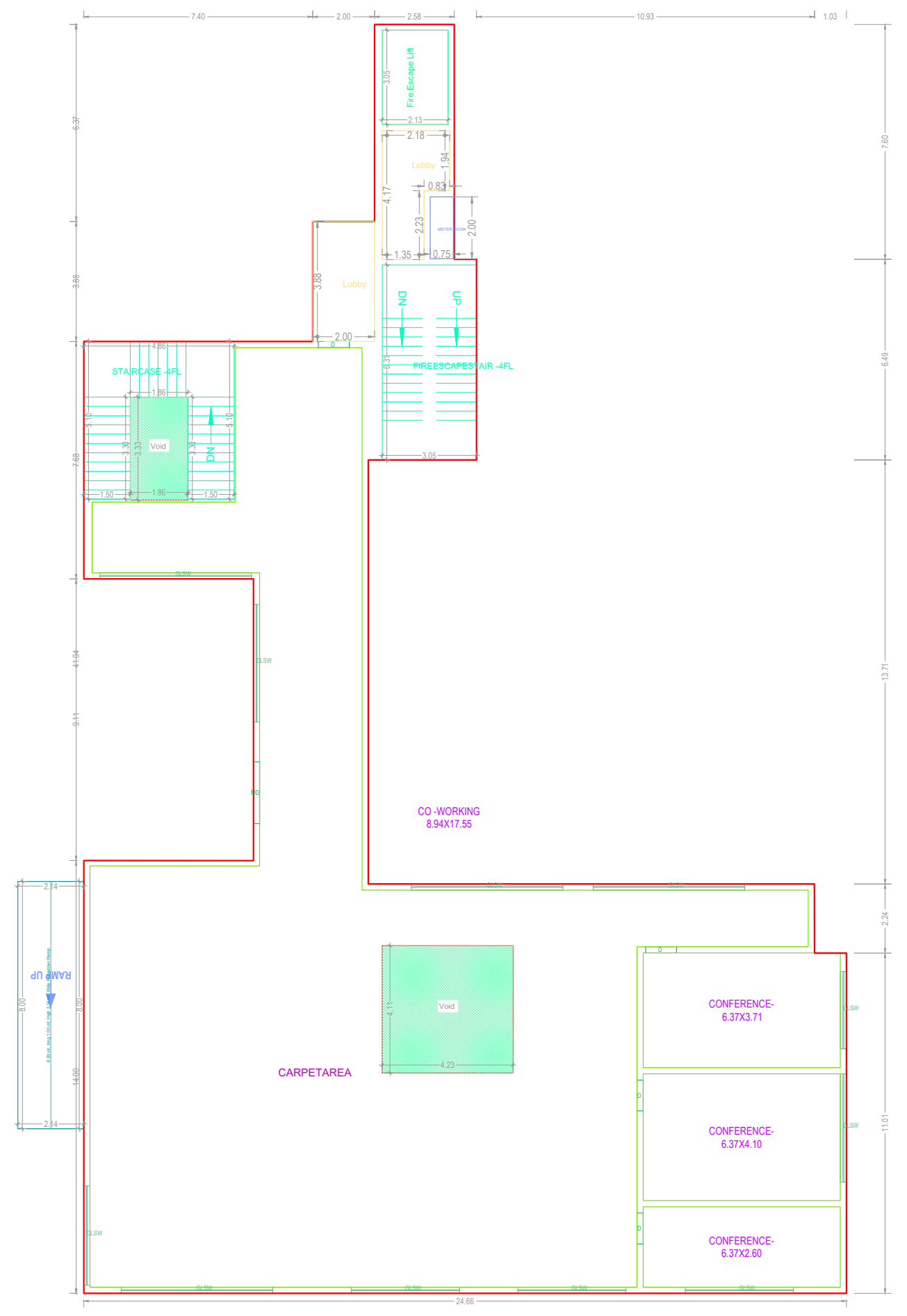
MEZZANINE @ GROUND FLOOR PLAN
(Proposed)
(SCALE 1:100)

BUILDING :BLOCK (A)

FLOOR NAME	TOTAL BUA	DEDUCTIONS			NET BUA		TNMTS.	Carpet Area other than Dwelling Unit	PARKING AREA	NO OF STACK	NET PARKING
		VSHAFT	VOID	ACCES.	RESI.	COMM.					
COMMON BASEMENT FOURTH FLOOR	17057.14	428.48	0.00	236.43	0.00	0.00	00	0.00	16392.23	1	16392.23
COMMON BASEMENT THIRD FLOOR	17057.14	428.48	0.00	219.54	0.00	0.00	00	0.00	16400.12	1	16400.12
COMMON BASEMENT SECOND FLOOR	17057.14	428.48	0.00	234.65	0.00	0.00	00	0.00	16394.01	1	16394.01
COMMON BASEMENT FIRST FLOOR	17057.14	632.40	0.00	228.54	0.00	0.00	00	0.00	16187.20	1	16187.20
GROUND FLOOR	1400.50	0.00	0.00	0.00	404.61	995.89	00	141.49	0.00	0	0.00
MEZZANINE @ GROUND FLOOR	502.39	0.00	23.58	0.00	0.00	461.73	00	0.00	0.00	0	0.00
FIRST FLOOR	1316.80	0.00	30.01	0.00	1286.79	0.00	06	0.00	0.00	0	0.00
SECOND FLOOR	1316.80	0.00	30.01	0.00	1286.79	0.00	06	0.00	0.00	0	0.00
THIRD FLOOR	1316.80	0.00	30.01	0.00	1286.79	0.00	06	0.00	0.00	0	0.00
FOURTH FLOOR	1316.80	0.00	30.01	0.00	1286.79	0.00	06	0.00	0.00	0	0.00
FIFTH FLOOR	1316.80	0.00	30.01	0.00	1286.79	0.00	06	0.00	0.00	0	0.00
SIXTH FLOOR	1316.80	0.00	30.01	0.00	1286.79	0.00	06	0.00	0.00	0	0.00
SEVENTH FLOOR	1316.80	0.00	30.01	0.00	1286.79	0.00	06	0.00	0.00	0	0.00
EIGHTH FLOOR	1316.80	0.00	30.01	0.00	1286.79	0.00	06	0.00	0.00	0	0.00
NINTH FLOOR	1316.80	0.00	30.01	0.00	1286.79	0.00	06	0.00	0.00	0	0.00
TENTH FLOOR	1316.80	0.00	30.01	0.00	1286.79	0.00	06	0.00	0.00	0	0.00
ELEVENTH FLOOR	1316.80	0.00	30.01	0.00	1286.79	0.00	06	0.00	0.00	0	0.00
TWELFTH FLOOR	1316.80	0.00	30.01	0.00	1286.79	0.00	06	0.00	0.00	0	0.00
THIRTEENTH FLOOR	1316.80	0.00	30.01	0.00	1286.79	0.00	06	0.00	0.00	0	0.00
FOURTEENTH FLOOR	1316.80	0.00	30.01	0.00	1286.79	0.00	06	0.00	0.00	0	0.00
FIFTEENTH FLOOR	1318.90	0.00	27.54	0.00	1291.36	0.00	05	0.00	0.00	0	0.00
SIXTEENTH FLOOR	1316.80	0.00	30.01	0.00	1286.79	0.00	06	0.00	0.00	0	0.00
SEVENTEENTH FLOOR	1316.80	0.00	30.01	0.00	1286.79	0.00	06	0.00	0.00	0	0.00
EIGHTEENTH FLOOR	1316.80	0.00	30.01	0.00	1286.79	0.00	06	0.00	0.00	0	0.00
NINETEENTH FLOOR	1316.80	0.00	30.01	0.00	1286.79	0.00	06	0.00	0.00	0	0.00
TWENTIETH FLOOR	1316.80	0.00	30.01	0.00	1286.79	0.00	06	0.00	0.00	0	0.00
TWENTYFIRST FLOOR	1316.80	0.00	30.01	0.00	1286.79	0.00	06	0.00	0.00	0	0.00
TWENTYSECOND FLOOR	1316.80	0.00	30.01	0.00	1286.79	0.00	06	0.00	0.00	0	0.00
TWENTYTHIRD FLOOR	1316.80	0.00	30.01	0.00	1286.79	0.00	06	0.00	0.00	0	0.00
TWENTYFOURTH FLOOR	1318.90	0.00	27.54	0.00	1291.36	0.00	05	0.00	0.00	0	0.00
TWENTYFIFTH FLOOR	1316.80	0.00	30.01	0.00	1286.79	0.00	06	0.00	0.00	0	0.00
TWENTYSIXTH FLOOR	1316.80	0.00	30.01	0.00	1286.79	0.00	06	0.00	0.00	0	0.00
TWENTYSEVENTH FLOOR	1316.80	0.00	30.01	0.00	1286.79	0.00	06	0.00	0.00	0	0.00
TWENTYEIGHTH FLOOR	1316.80	0.00	30.01	0.00	1286.79	0.00	06	0.00	0.00	0	0.00
TWENTYNINTH FLOOR	1316.80	0.00	30.01	0.00	1286.79	0.00	06	0.00	0.00	0	0.00
THIRTIETH FLOOR	1316.80	0.00	30.01	0.00	1286.79	0.00	06	0.00	0.00	0	0.00
THIRTYFIRST FLOOR	1316.80	0.00	30.01	0.00	1286.79	0.00	06	0.00	0.00	0	0.00
THIRTYSECOND FLOOR	1316.80	0.00	30.01	0.00	1286.79	0.00	06	0.00	0.00	0	0.00
THIRTYTHIRD FLOOR	1318.90	0.00	27.54	0.00	1291.36	0.00	05	0.00	0.00	0	0.00
THIRTYFOURTH FLOOR	1320.55	0.00	29.19	0.00	1291.36	0.00	05	0.00	0.00	0	0.00
THIRTYFIFTH FLOOR	1316.80	0.00	30.01	0.00	1286.79	0.00	06	0.00	0.00	0	0.00
THIRTYSIXTH FLOOR	1316.80	0.00	30.01	0.00	1286.79	0.00	06	0.00	0.00	0	0.00
THIRTYSEVENTH FLOOR	1316.80	0.00	30.01	0.00	1286.79	0.00	06	0.00	0.00	0	0.00
THIRTYEIGHTH FLOOR	1316.80	0.00	30.01	0.00	1286.79	0.00	06	0.00	0.00	0	0.00
THIRTYNINTH FLOOR	1316.80	0.00	30.01	0.00	1286.79	0.00	06	0.00	0.00	0	0.00
FORTIETH FLOOR	1316.80	0.00	30.01	0.00	1286.79	0.00	06	0.00	0.00	0	0.00
FORTYFIRST FLOOR	1316.80	0.00	30.01	0.00	1286.79	0.00	06	0.00	0.00	0	0.00
FORTYSECOND FLOOR	1318.90	0.00	27.54	0.00	1291.36	0.00	05	0.00	0.00	0	0.00
FORTYTHIRD FLOOR	1316.80	0.00	30.01	0.00	1286.79	0.00	06	0.00	0.00	0	0.00
FORTYFOURTH FLOOR	1316.80	0.00	30.01	0.00	1286.79	0.00	06	0.00	0.00	0	0.00
FORTYFIFTH FLOOR	1316.80	0.00	30.01	0.00	1286.79	0.00	06	0.00	0.00	0	0.00
FORTYSIXTH FLOOR	1316.80	0.00	30.01	0.00	1286.79	0.00	06	0.00	0.00	0	0.00
FORTYSEVENTH FLOOR	1316.80	0.00	30.01	0.00	1286.79	0.00	06	0.00	0.00	0	0.00
FORTYEIGHTH FLOOR	1316.80	0.00	30.01	0.00	1286.79	0.00	06	0.00	0.00	0	0.00
FORTYNINTH FLOOR	1316.80	0.00	30.01	0.00	1286.79	0.00	06	0.00	0.00	0	0.00
FIFTIETH FLOOR	1316.80	0.00	30.01	0.00	1286.79	0.00	06	0.00	0.00	0	0.00
TERRACE FLOOR	37.43	0.00	0.00	37.43	0.00	0.00	00	0.00	0.00	0	0.00
TOTAL	136021.03	1917.84	1513.38	956.59	64766.96	1457.62	295	141.49	65373.56		65373.56
TOTAL NO OF BLDG	1										
TOTAL	136021.03	1917.84	1513.38	956.59	64766.96	1457.62	295	141	65373.56		65373.56

ISO_full_bleed_4A0_(1682.00_x_2378.00_MM)

SCHEDULE OF JOINERY

BUILDING NAME	NAME	L X H	NOS
BLOCK (A)	D	0.00 X 2.10	145
BLOCK (A)	D1	0.85 X 2.10	885
BLOCK (A)	D	1.00 X 2.10	1241
BLOCK (A)	MD	1.16 X 2.10	45
BLOCK (A)	MD	1.20 X 2.10	250
BLOCK (A)	OPEN	1.38 X 2.10	50
BLOCK (A)	OPEN	1.47 X 2.10	100
BLOCK (A)	OPEN	1.50 X 2.10	100
BLOCK (A)	OPEN	1.76 X 2.10	100
BLOCK (A)	D1	1.80 X 2.10	01
BLOCK (A)	OPEN	2.00 X 2.10	51
BLOCK (A)	OPEN	3.00 X 2.10	01
BLOCK (A)	OPEN	3.28 X 2.10	01
BLOCK (A)	OPEN	3.80 X 2.10	01

SCHEDULE OF JOINERY

BUILDING NAME	NAME	L X H	NOS
BLOCK (A)	W	0.49 X 1.80	50
BLOCK (A)	W	0.70 X 1.80	50
BLOCK (A)	V	0.75 X 1.20	885
BLOCK (A)	W2	0.75 X 1.50	290
BLOCK (A)	W	0.94 X 1.80	50
BLOCK (A)	W2	1.00 X 1.50	50
BLOCK (A)	W2	1.10 X 1.80	50
BLOCK (A)	W2	1.20 X 1.20	195
BLOCK (A)	W2	1.20 X 1.50	50
BLOCK (A)	W2	1.50 X 1.50	45
BLOCK (A)	W	1.80 X 1.50	200
BLOCK (A)	W	1.80 X 1.80	300
BLOCK (A)	V	1.88 X 1.20	01
BLOCK (A)	GLSW	2.00 X 2.10	01
BLOCK (A)	W	2.10 X 1.80	200
BLOCK (A)	GLSW	2.50 X 2.10	03
BLOCK (A)	GLSW	2.75 X 2.10	01
BLOCK (A)	GLSW	2.90 X 2.10	296
BLOCK (A)	GLSW	2.98 X 2.10	01
BLOCK (A)	W	3.00 X 1.80	01
BLOCK (A)	GLSW	3.21 X 2.10	08
BLOCK (A)	W	3.36 X 1.50	45
BLOCK (A)	GLSW	3.50 X 1.80	08
BLOCK (A)	GLSW	3.50 X 2.10	01
BLOCK (A)	GLSW	3.80 X 2.10	02
BLOCK (A)	GLSW	3.95 X 2.10	01
BLOCK (A)	GLSW	4.30 X 2.10	01
BLOCK (A)	GLSW	4.50 X 2.10	01
BLOCK (A)	GLSW	4.90 X 2.10	05
BLOCK (A)	GLSW	5.00 X 2.10	01
BLOCK (A)	GLSW	5.67 X 2.10	01

GENERAL CONDITIONS:

1.A dual piping system is a type of plumbing system where two separate sets of pipes are installed to distribute water in a building. One set of pipes carries potable or drinking water, while the other set of pipes carries non-potable or reclaimed water. The potable water pipes are connected to the main water supply and distribute water for drinking, cooking, and bathing. The non-potable or reclaimed water pipes carry water that has been treated and recycled from sources like rainwater, greywater from sinks and showers, or treated wastewater.
2.Parking places in buildings shall be provided with Electric Vehicle Charging Infrastructure as per Central Electricity Authority (CEA) Technical Requirements for Connection of Distributed Generation Sources, CEA Measures of Safety Regulations, 2010 and Ministry of Power Consolidated Guidelines and Standards for EV Charging Infrastructure, as amended from time to time".
3.For Constructions over 10,000 Sq.mt and above and in case of Group Housing Buildings where there are 100 units and above, the plumbing arrangement shall be made in a way that the potable water shall be used for drinking, cooking and bathing only and for rest of the uses, provision for dual piping system shall be made.
4.New building constructions shall have to properly demarcate sections within buildings and on rooftops for housing Broadband/digital connectivity infrastructure / antenna. These areas should have access to power supply for reliable, always on services. Further, Computer Telephony Integration (CTI) of a building shall include the common duct to access the common space used as telecomn room inside the building.
5.Occupancy Certificate to a building shall be granted only after ensuring that the CTI as per the prescribed standards is in place and an undertaking is given by the Architect or Engineer certifying that building has ensured common access to all digital infrastructure to all Service providers in accordance with plan of creation of CTI.

CONDITION:

1 TECHNICAL APPROVAL IS HERE BY ACCORDED FOR ___ <<REs/Comm/others>> Building ____ << floors>> in of plot nos. __ Sy. No: __ situated at in ____ Village & ___ Mandal, ___ District in proceeding letter subject to conditions mentioned on Approved Plan Vide No.___ Dt: ___.
2 All the conditions imposed in Lr. No. ________ Dt: ___ are to be strictly followed.
3 The applicant shall construct the Building as per Sanctioned Plan if any deviations made in setbacks, the 10.00 % mortgaged Built Up Area forfeited, the technical approved building plans will be withdrawn and cancelled without notice and action will be taken as per law.
4 The Cellar/Stilt floor shall be used for parking purpose only and should not be used for any other purposes as per the G.O.Ms.No. 168 MA Dt: 07-04-2012 and its ammendments.
5 The Builder/Developer should construct sump, septic tank and underground drainage as per ISI standards. In addition to the drainage system available.
6 That the applicant shall comply the conditions laid down in the G.O.Ms.No. 168 MA Dt: 07-04-2012 and its Amended Government Orders.
7 This permission does not bar any public agency including HMDA/Local Body to acquire the lands for public purpose as per Law.
8 The Builder/Developer/Owner shall be responsible and ensure that the fire safety, structural stability requirements of the proposed complex are in accordance with the A.P Fire Services Act — 1999.
9 Automatic Sprinkler system is to be provided if the basement area exceeds 200 Sq. Mtrs Electrical wiring and installation shall be certified by the electrical engineers to Ensure electrical fire safety.
10 Transformers shall be provided with 4 hours Rating fire resistant constructions as per Rule 15 (e) of A.P Apartments (Promotion of constructions and ownership) rules, 1987.
11 If any litigations/discrepancy arises in future regarding ownership documents, the applicant is whole responsible and not made party to HMDA or its employees and plans deemed to be withdrawn and cancelled.
12 The HMWS and SB and T.S. Transco not to provide the permanent connection till to produce the occupancy certificate from the Sanctioning Authority.
13 If in case above said conditions are not adhered HMDA/Local Authority can withdraw the said permission.
14 If any cases are pending in court of law with regard to the site U/R and have adverse orders, the permission granted shall be deemed to be withdrawn and cancelled.
15 The applicant/ developer is the whole responsible if any loss of human life or any damage occurs while constructing the building and after construction of building and have no rights to claim to HMDA and its employees shall not be held as a party to any such dispute/ litigations.
16 The HMDA reserve the right to cancel the permission, if it is found that the permission is obtained by false statement or misinterpretation or suppression of any material facts or rule.

OFFICER DETAILS	
OFFICER NAME :	
DESIGNATION :	
DATE AND TIME :	
APPROVAL NO:	SEAL OF APPROVAL
DATE OF APPROVAL :	
OWNER'S SIGNATURE	ARCHITECT'S SIGNATURE
BUILDER'S SIGNATURE	STRUCTURAL ENGINEER'S SIGNATURE

Note: All dimensions are in meters.

Project Title :PROPOSED APARTMENT 3 RESIDENTIAL TOWERS OF GR+50 FLOORS WITH 1 CLUBHOUSE BLOCK OFG+5 FLOORS IN SURVEY Nos.313(P), PUPPALAGUDA VILLAGE, GANDIPET MANDAL, RANGA REDDY DISTRICT.BELONGING TO: R.VENKAT RAMANA AND OTHERS .Rep By ASHOKA BUILDERS INDIA PVT LTD.Authorized signatoryMr.ANIL KUMAR THOTA S/O. Mr. T.RANGAIAH

FILE DETAILS
LTP NAME : MANISHA dillikar
LTP LICENCE NO : COA/2002/29740
DATE : 09-03-2025
FILE NO : TS/013051/2025
SHEET NO.: 5 / 9
SHEET NAME : Building Plan Details

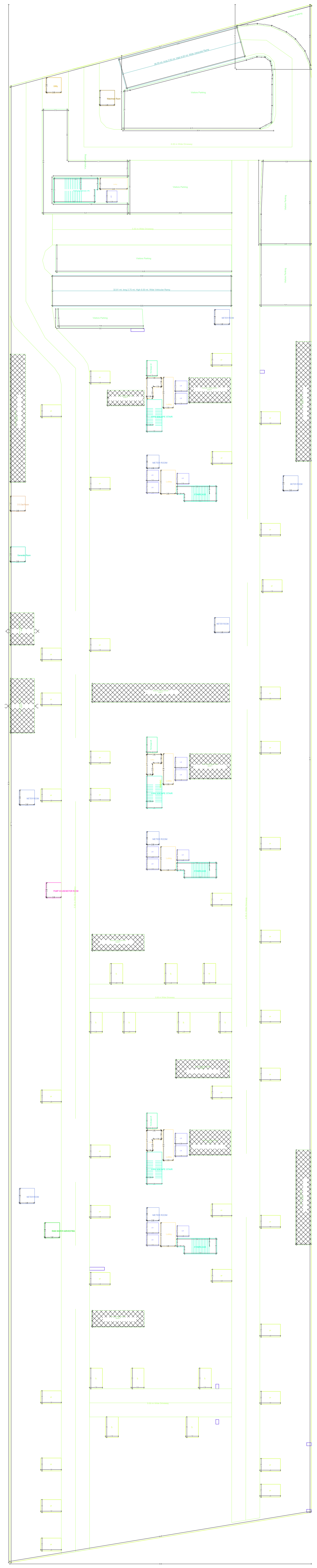

COMMON BASEMENT FIRST FLOOR PLAN

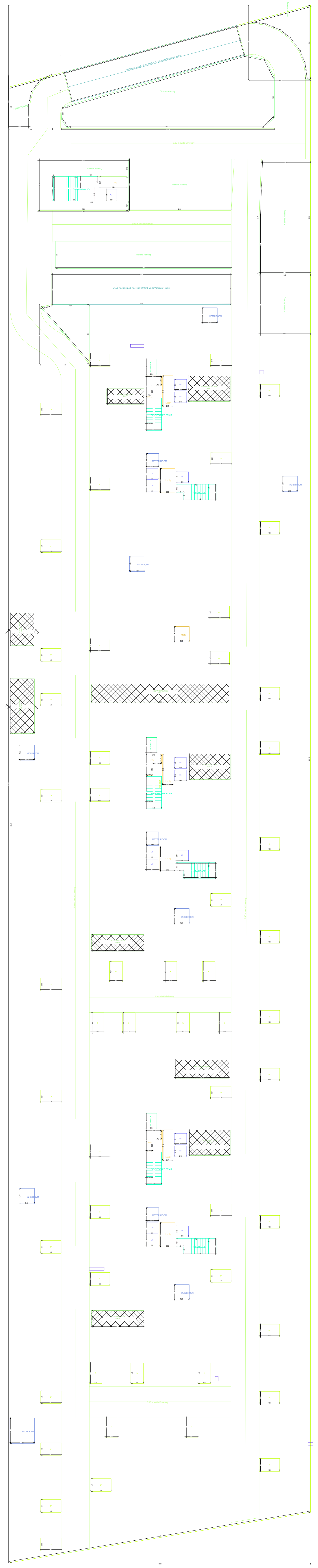

COMMON BASEMENT SECOND FLOOR PLAN

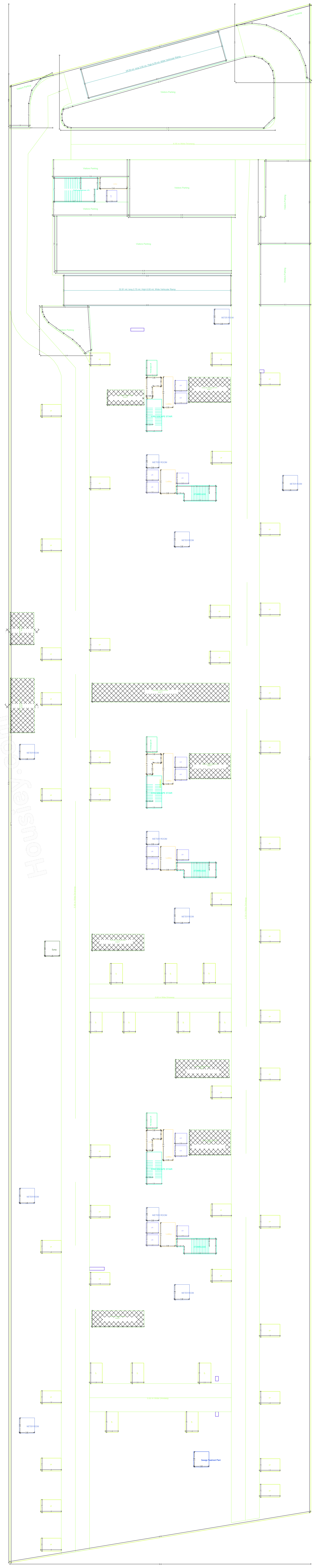

COMMON BASEMENT THIRD FLOOR PLAN

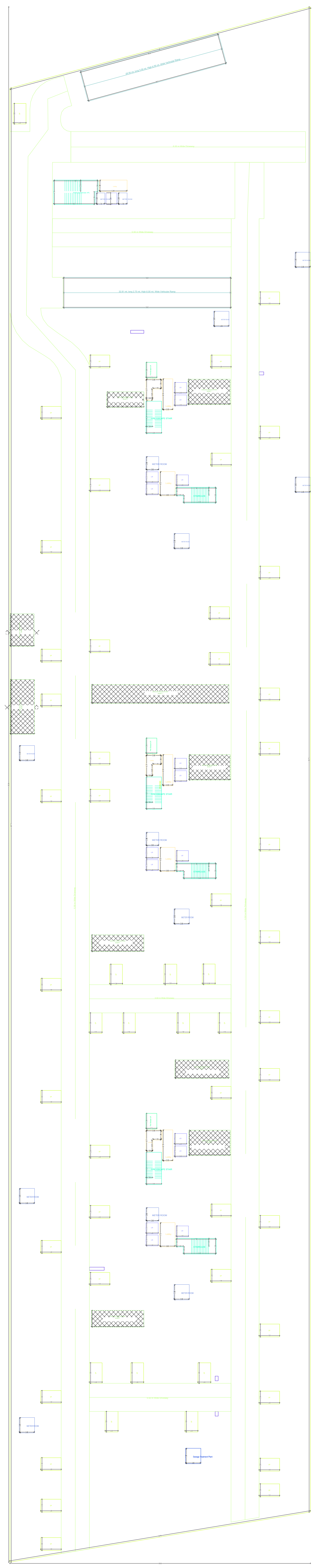

COMMON BASEMENT FOURTH FLOOR PLAN

GENERAL CONDITIONS:

1.A dual piping system is a type of plumbing system where two separate sets of pipes are installed to distribute water in a building. One set of pipes carries potable or drinking water, while the other set of pipes carries non-potable or reclaimed water. The potable water pipes are connected to the main water supply and distribute water for drinking, cooking, and bathing. The non-potable or reclaimed water pipes carry water that has been treated and recycled from sources like rainwater, greywater from sinks and showers, or treated wastewater.
2.Parking places in buildings shall be provided with Electric Vehicle Charging Infrastructure as per Central Electricity Authority (CEA) Technical Requirements for Connection of Distributed Generation Sources, CEA Measures of Safety Regulations, 2010 and Ministry of Power Consolidated Guidelines and Standards for EV Charging Infrastructure, as amended from time to time".
3.For Constructions over 10,000 Sq.mt and above and in case of Group Housing Buildings where there are 100 units and above, the plumbing arrangement shall be made in a way that the potable water shall be used for drinking, cooking and bathing only and for rest of the uses, provision for dual piping system shall be made.
4.New building constructions shall have to properly demarcate sections within buildings and on rooftops for housing Broadband/digital connectivity infrastructure / antenna. These areas should have access to power supply for reliable, always on services. Further, Computer Telephony Integration (CTI) of a building shall include the common duct to access the common space used as telecomn room inside the building.
5.Occupancy Certificate to a building shall be granted only after ensuring that the CTI as per the prescribed standards is in place and an undertaking is given by the Architect or Engineer certifying that building has ensured common access to all digital infrastructure to all Service providers in accordance with plan of creation of CTI.

CONDITION:

1 TECHNICAL APPROVAL IS HERE BY ACCORDED FOR ___ <<REs/Comm/others>> Building ____ << floors>> in of plot nos. __ Sy. No: __ situated at in ____ Village & ___ Mandal, ___ District in proceeding letter subject to conditions mentioned on Approved Plan Vide No.___ Dt: ___.
2 All the conditions imposed in Lr. No. ________ Dt: ___ are to be strictly followed.
3 The applicant shall construct the Building as per Sanctioned Plan if any deviations made in setbacks, the 10.00 % mortgaged Built Up Area forfeited, the technical approved building plans will be withdrawn and cancelled without notice and action will be taken as per law.
4 The Cellar/Stilt floor shall be used for parking purpose only and should not be used for any other purposes as per the G.O.Ms.No. 168 MA Dt: 07-04-2012 and its ammendments.
5 The Builder/Developer should construct sump, septic tank and underground drainage as per ISI standards. In addition to the drainage system available.
6 That the applicant shall comply the conditions laid down in the G.O.Ms.No. 168 MA Dt: 07-04-2012 and its Amended Government Orders.
7 This permission does not bar any public agency including HMDA/Local Body to acquire the lands for public purpose as per Law.
8 The Builder/Developer/Owner shall be responsible and ensure that the fire safety, structural stability requirements of the proposed complex are in accordance with the A.P Fire Services Act — 1999.
9 Automatic Sprinkler system is to be provided if the basement area exceeds 200 Sq. Mtrs Electrical wiring and installation shall be certified by the electrical engineers to Ensure electrical fire safety.
10 Transformers shall be provided with 4 hours Rating fire resistant constructions as per Rule 15 (e) of A.P Apartments (Promotion of constructions and ownership) rules, 1987.
11 If any litigations/discrepancy arises in future regarding ownership documents, the applicant is whole responsible and not made party to HMDA or its employees and plans deemed to be withdrawn and cancelled.
12 The HMWS and SB and T.S. Transco not to provide the permanent connection till to produce the occupancy certificate from the Sanctioning Authority.
13 If in case above said conditions are not adhered HMDA/Local Authority can withdraw the said permission.
14 If any cases are pending in court of law with regard to the site U/R and have adverse orders, the permission granted shall be deemed to be withdrawn and cancelled.
15 The applicant/ developer is the whole responsible if any loss of human life or any damage occurs while constructing the building and after construction of building and have no rights to claim to HMDA and its employees shall not be held as a party to any such dispute/ litigations.
16 The HMDA reserve the right to cancel the permission, if it is found that the permission is obtained by false statement or misinterpretation or suppression of any material facts or rule.

OFFICER DETAILS
OFFICER NAME :
DESIGNATION :
DATE AND TIME :

APPROVAL NO:	SEAL OF APPROVAL
DATE OF APPROVAL :	
OWNER'S SIGNATURE	ARCHITECT'S SIGNATURE
BUILDER'S SIGNATURE	STRUCTURAL ENGINEER'S SIGNATURE

Note: All dimensions are in meters.

ISO_full_bleed_4A0_(1682.00_x_2378.00_MM)

Project Title :PROPOSED APARTMENT 3 RESIDENTIAL TOWERS OF GR+50 FLOORS WITH 1 CLUBHOUSE BLOCK OFG+5 FLOORS IN SURVEY Nos.313(P), PUPPALAGUDA VILLAGE, GANDIPET MANDAL, RANGA REDDY DISTRICT.BELONGING TO: R.VENKAT RAMANA AND OTHERS .Rep By ASHOKA BUILDERS INDIA PVT LTD.Authorized signatoryMr.ANIL KUMAR THOTA S/O. Mr. T.RANGAIAH

FILE DETAILS			
LTP NAME :	MANISHA dillikar		
LTP LICENCE NO :	COA/2002/29740	DATE :	09-03-2025
FILE NO :	TS/013051/2025	SHEET NO.:	6 / 9
SHEET NAME :	Building Plan Details		

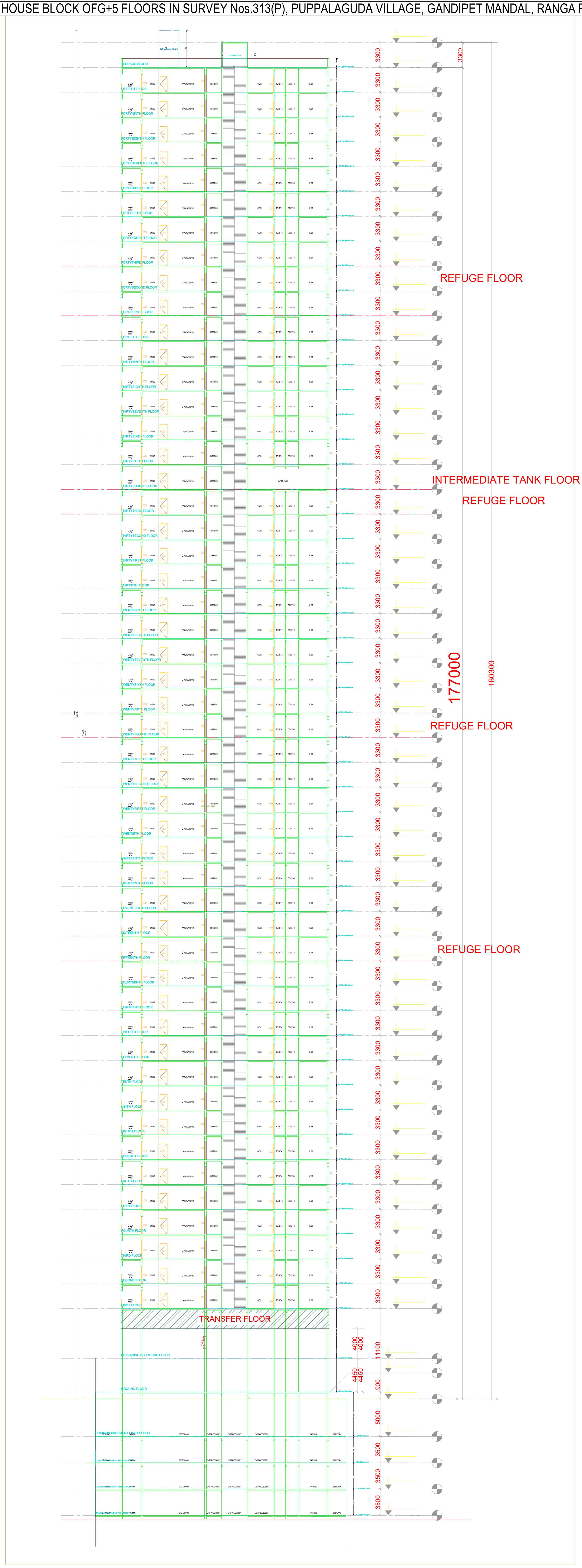

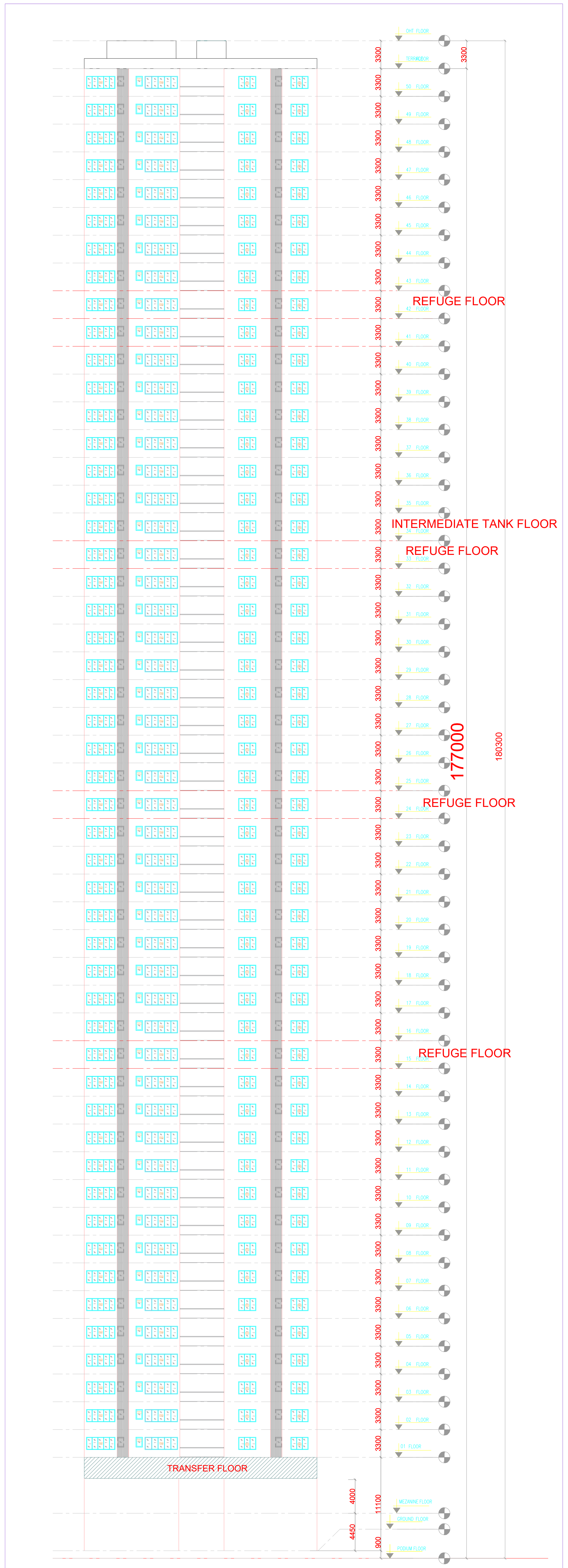

TOWER -A,B,C
NORTH ELEVATION

GENERAL CONDITIONS:

1.A dual piping system is a type of plumbing system where two separate sets of pipes are installed to distribute water in a building. One set of pipes carries potable or drinking water, while the other set of pipes carries non-potable or reclaimed water. The potable water pipes are connected to the main water supply and distribute water for drinking, cooking, and bathing. The non-potable or reclaimed water pipes carry water that has been treated and recycled from sources like rainwater, greywater from sinks and showers, or treated wastewater.
2.Parking places in buildings shall be provided with Electric Vehicle Charging Infrastructure as per Central Electricity Authority (CEA) Technical Requirements for Connection of Distributed Generation Sources, CEA Measures of Safety Regulations, 2010 and Ministry of Power Consolidated Guidelines and Standards for EV Charging Infrastructure, as amended from time to time".
3.For Constructions over 10,000 Sq.mt and above and in case of Group Housing Buildings where there are 100 units and above, the plumbing arrangement shall be made in a way that the potable water shall be used for drinking, cooking and bathing only and for rest of the uses, provision for dual piping system shall be made.
4.New building constructions shall have to properly demarcate sections within buildings and on rooftops for housing Broadband/digital connectivity infrastructure / antenna. These areas should have access to power supply for reliable, always on services. Further, Computer Telephony Integration (CTI) of a building shall include the common duct to access the common space used as telecomn room inside the building.
5.Occupancy Certificate to a building shall be granted only after ensuring that the CTI as per the prescribed standards is in place and an undertaking is given by the Architect or Engineer certifying that building has ensured common access to all digital infrastructure to all Service providers in accordance with plan of creation of CTI.

CONDITION:

1 TECHNICAL APPROVAL IS HERE BY ACCORDED FOR ___ <<REs/Comm/others>> Building ____ << floors>> in of plot nos. __ Sy. No: __ situated at in ____ Village & ___ Mandal, ___ District in proceeding letter subject to conditions mentioned on Approved Plan Vide No.___ Dt: ___.
2 All the conditions imposed in Lr. No. ________ Dt: ___ are to be strictly followed.
3 The applicant shall construct the Building as per Sanctioned Plan if any deviations made in setbacks, the 10.00 % mortgaged Built Up Area forfeited, the technical approved building plans will be withdrawn and cancelled without notice and action will be taken as per law.
4 The Cellar/Stilt floor shall be used for parking purpose only and should not be used for any other purposes as per the G.O.Ms.No. 168 MA Dt: 07-04-2012 and its ammendments.
5 The Builder/Developer should construct sump, septic tank and underground drainage as per ISI standards. In addition to the drainage system available.
6 That the applicant shall comply the conditions laid down in the G.O.Ms.No. 168 MA Dt: 07-04-2012 and its Amended Government Orders.
7 This permission does not bar any public agency including HMDA/Local Body to acquire the lands for public purpose as per Law.
8 The Builder/Developer/Owner shall be responsible and ensure that the fire safety, structural stability requirements of the proposed complex are in accordance with the A.P Fire Services Act — 1999.
9 Automatic Sprinkler system is to be provided if the basement area exceeds 200 Sq. Mtrs Electrical wiring and installation shall be certified by the electrical engineers to Ensure electrical fire safety.
10 Transformers shall be provided with 4 hours Rating fire resistant constructions as per Rule 15 (e) of A.P Apartments (Promotion of constructions and ownership) rules, 1987.
11 If any litigations/discrepancy arises in future regarding ownership documents, the applicant is whole responsible and not made party to HMDA or its employees and plans deemed to be withdrawn and cancelled.
12 The HMWS and SB and T.S. Transco not to provide the permanent connection till to produce the occupancy certificate from the Sanctioning Authority.
13 If in case above said conditions are not adhered HMDA/Local Authority can withdraw the said permission.
14 If any cases are pending in court of law with regard to the site U/R and have adverse orders, the permission granted shall be deemed to be withdrawn and cancelled.
15 The applicant/ developer is the whole responsible if any loss of human life or any damage occurs while constructing the building and after construction of building and have no rights to claim to HMDA and its employees shall not be held as a party to any such dispute/ litigations.
16 The HMDA reserve the right to cancel the permission, if it is found that the permission is obtained by false statement or misinterpretation or suppression of any material facts or rule.

OFFICER DETAILS
OFFICER NAME :
DESIGNATION :
DATE AND TIME :

APPROVAL NO:	SEAL OF APPROVAL
DATE OF APPROVAL :	
OWNER'S SIGNATURE	ARCHITECT'S SIGNATURE
BUILDER'S SIGNATURE	STRUCTURAL ENGINEER'S SIGNATURE

Note: All dimensions are in meters.

ISO_full_bleed_4A0_(1682.00_x_2378.00_MM)

Project Title :PROPOSED APARTMENT 3 RESIDENTIAL TOWERS OF GR+50 FLOORS WITH 1 CLUBHOUSE BLOCK OFG+5 FLOORS IN SURVEY Nos.313(P), PUPPALAGUDA VILLAGE, GANDIPET MANDAL, RANGA REDDY DISTRICT.BELONGING TO: R.VENKAT RAMANA AND OTHERS .Rep By ASHOKA BUILDERS INDIA PVT LTD.Authorized signatoryMr.ANIL KUMAR THOTA S/O. Mr. T.RANGAIAH

FILE DETAILS			
LTP NAME :	MANISHA dillikar		
LTP LICENCE NO :	COA/2002/29740	DATE :	09-03-2025
FILE NO :	TS/013051/2025	SHEET NO.:	7 / 9
SHEET NAME :	Building Plan Details		

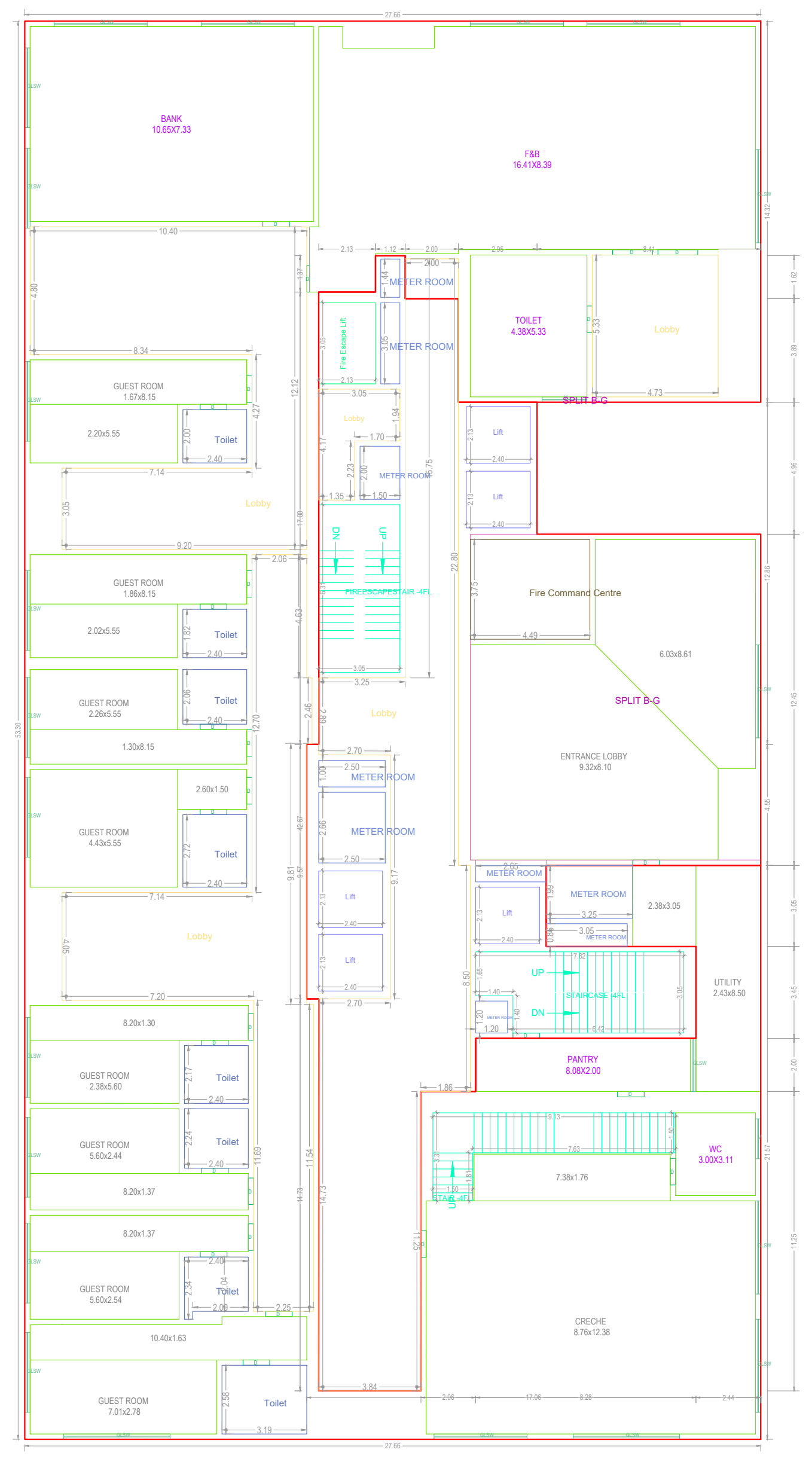
GROUND FLOOR PLAN
(Proposed)
(SCALE 1:100)

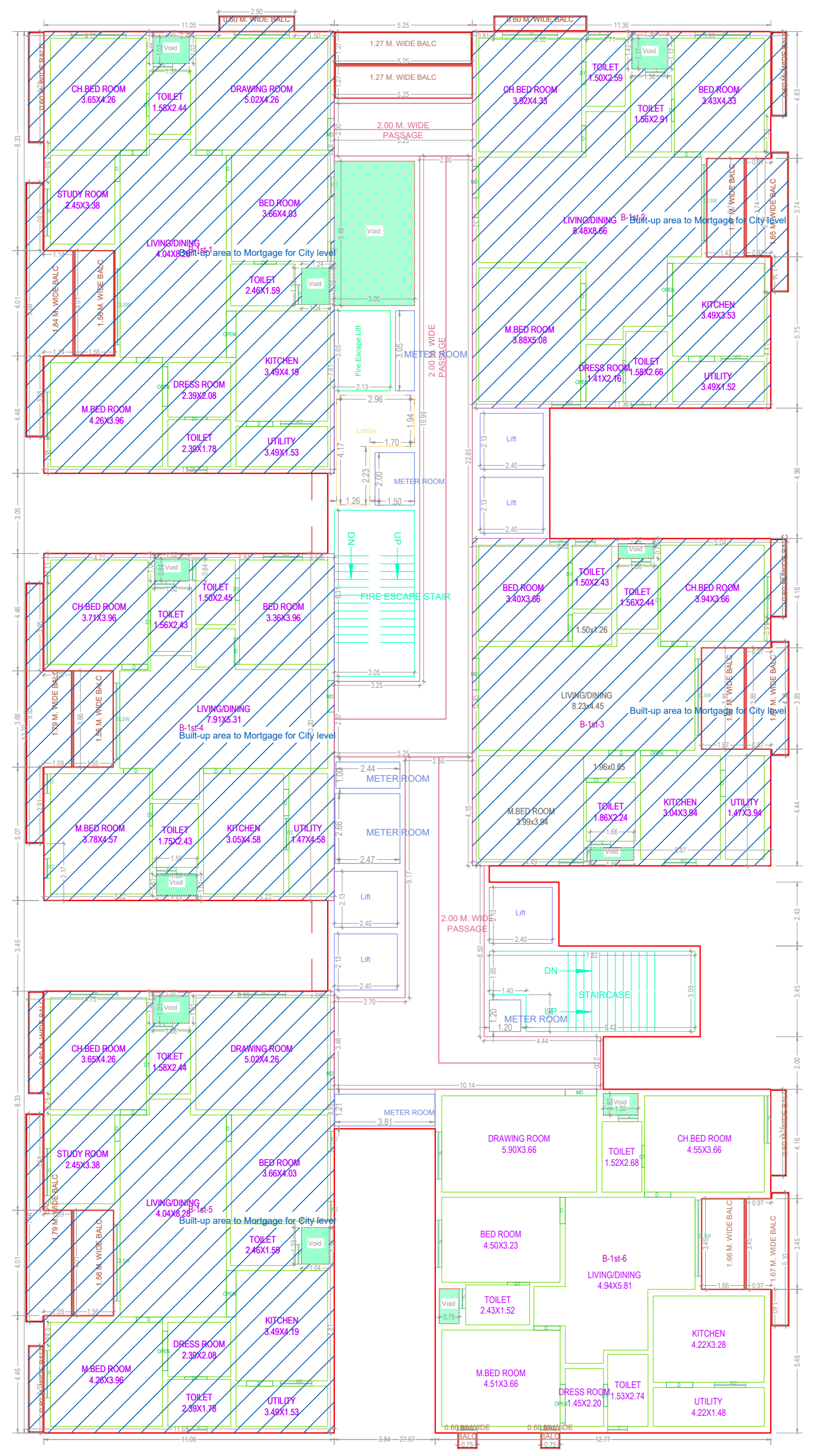
FIRST FLOOR PLAN
(Proposed)
(SCALE 1:100)

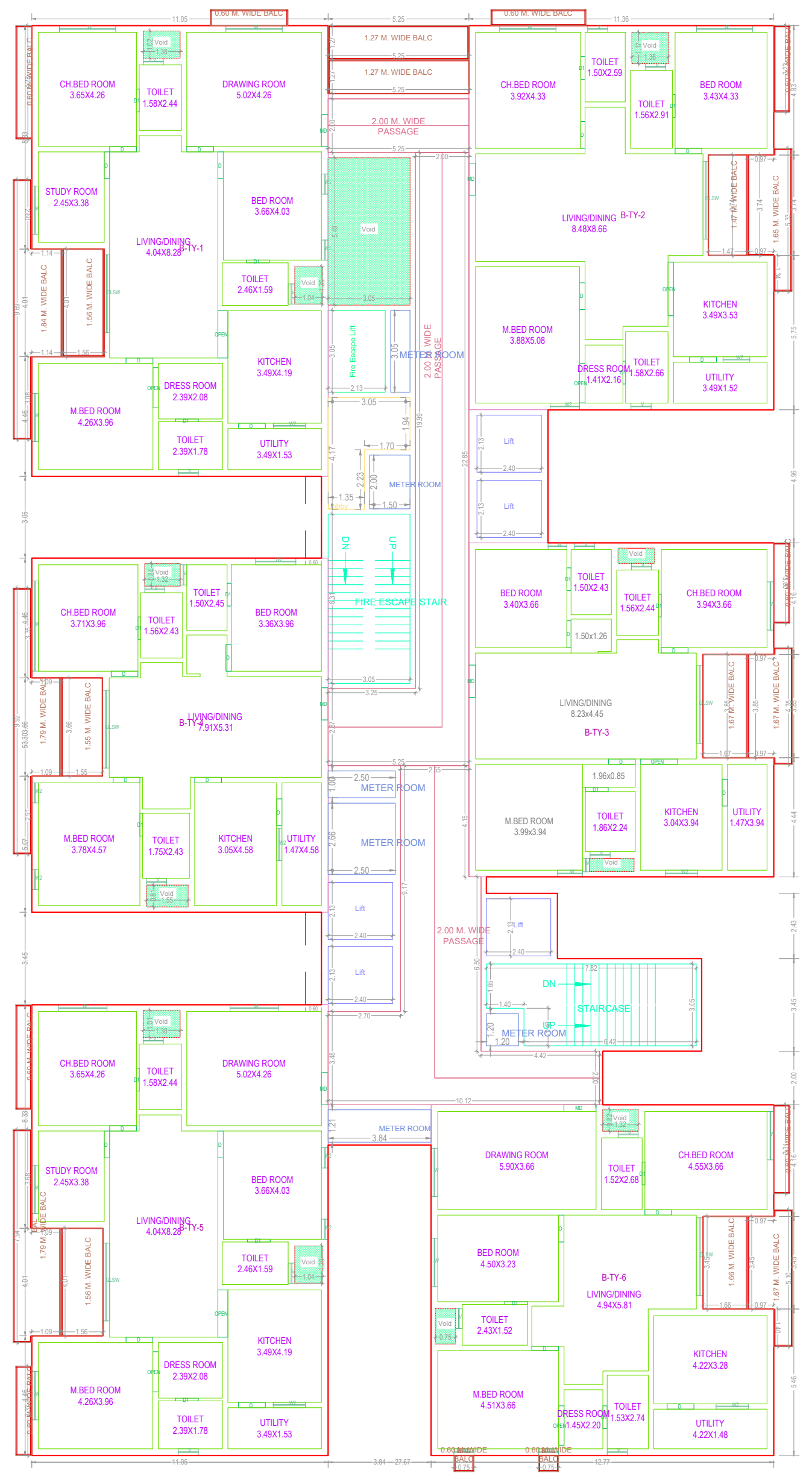
TYPICAL - 2- 14, 16- 23, 25- 29, 37- 41, 43- 50 FLOOR PLAN
(Proposed)
(SCALE 1:100)

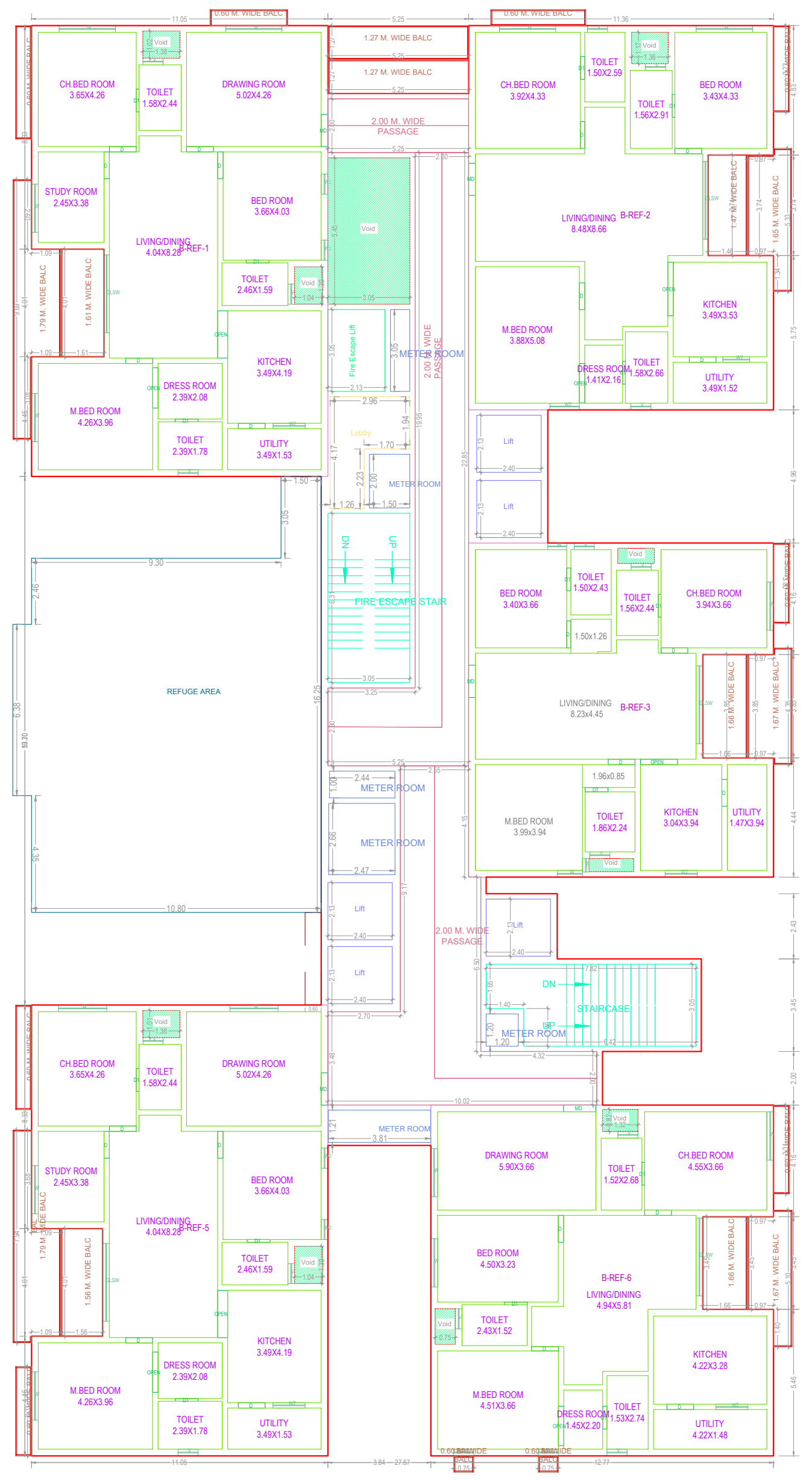
TYPICAL - 15, 24, 42 FLOOR PLAN
(Proposed)
(SCALE 1:100)

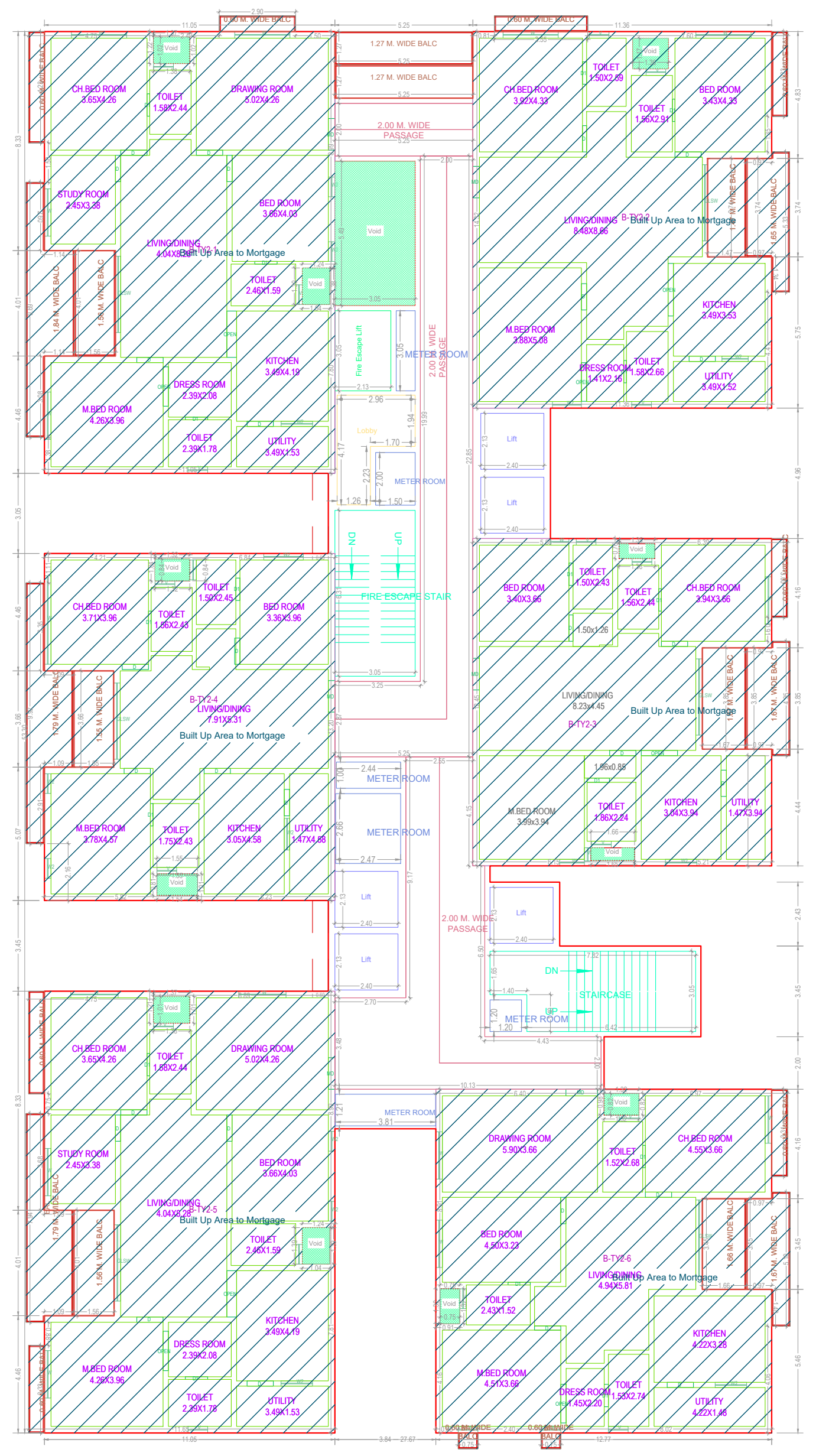
TYPICAL - 30, 31, 32, 35, 36 FLOOR PLAN
(Proposed)
(SCALE 1:100)

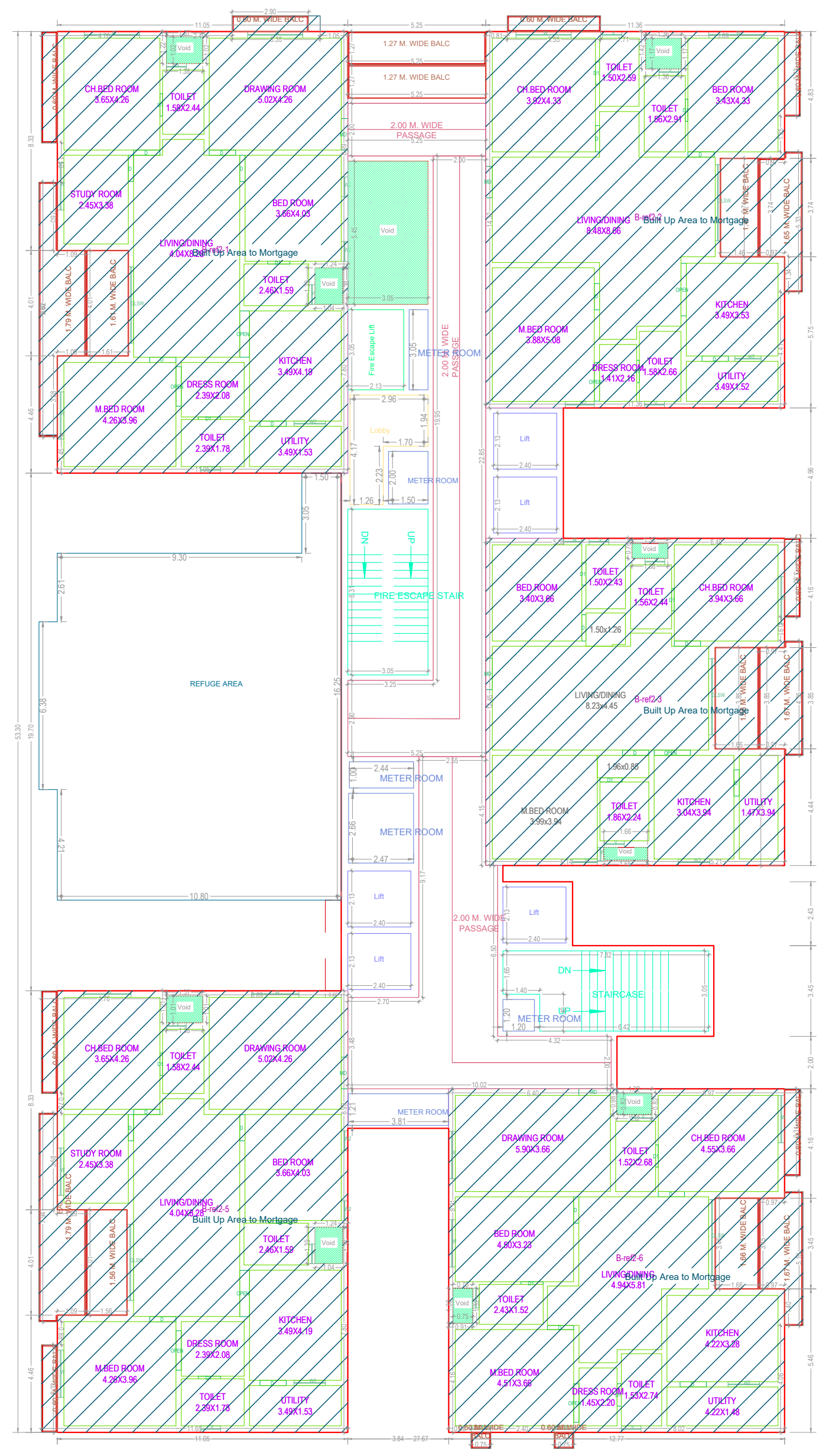
THIRTYTHIRD FLOOR PLAN
(Proposed)
(SCALE 1:100)

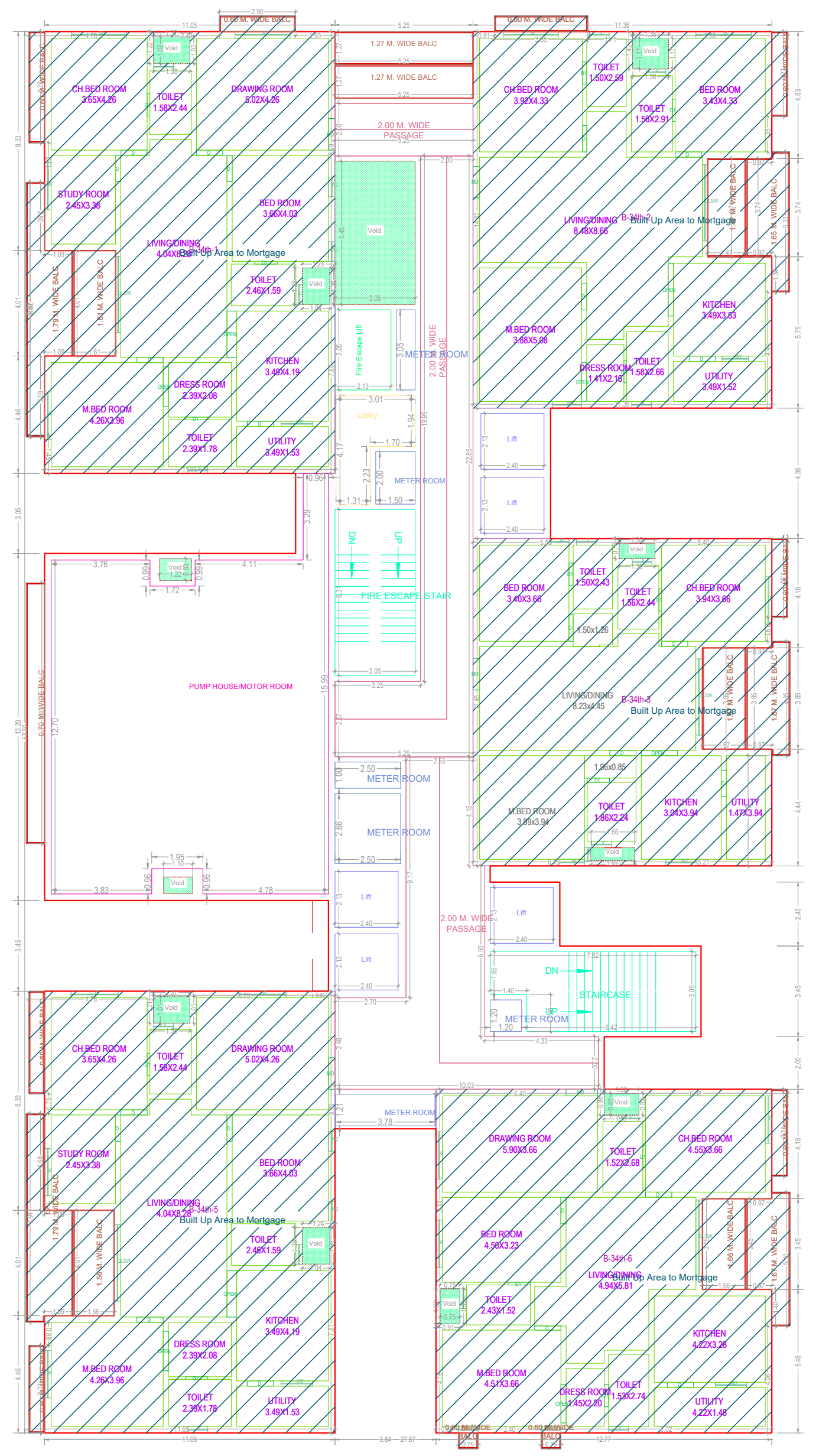
THIRTYFOURTH FLOOR PLAN
(Proposed)
(SCALE 1:100)

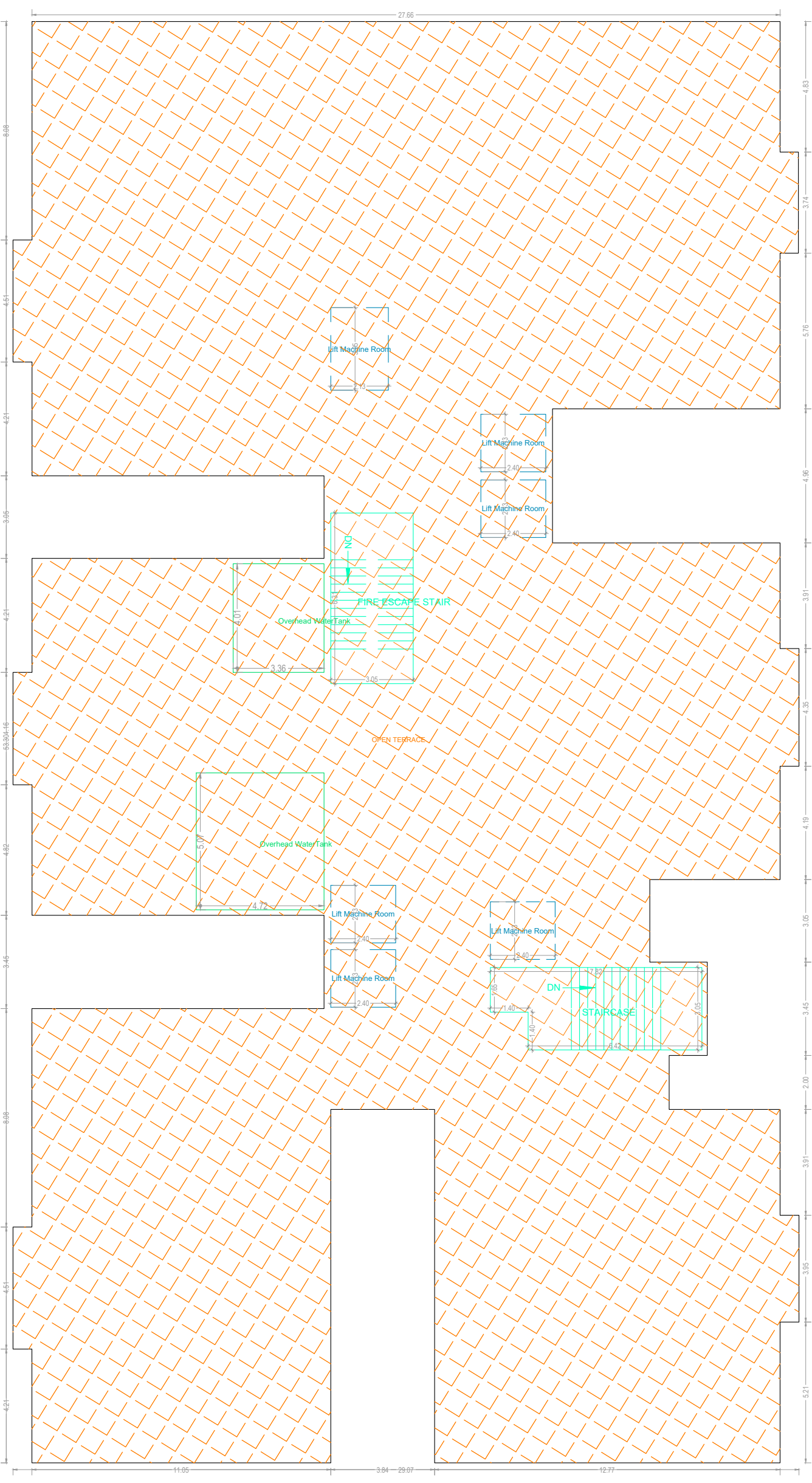
TERRACE FLOOR PLAN
(SCALE 1:100)

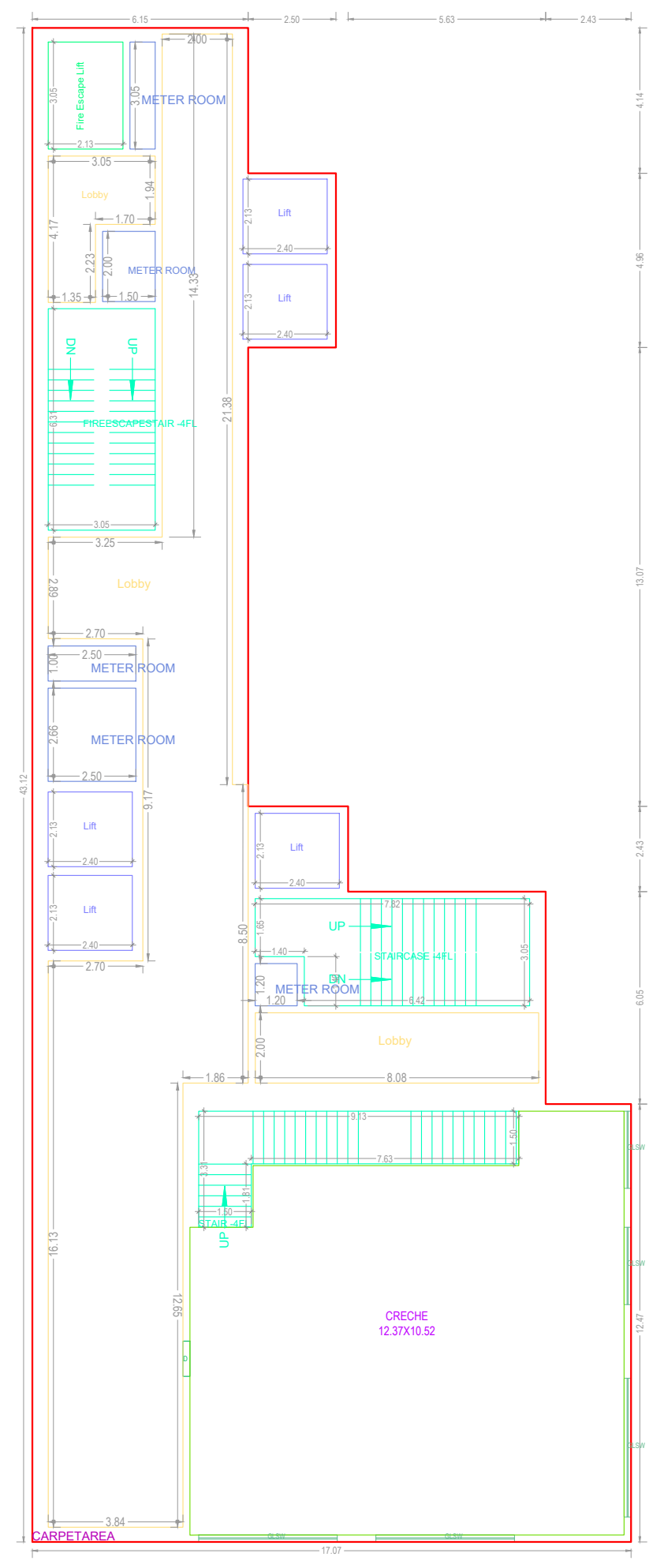
MEZZANINE @ GROUND FLOOR PLAN
(Proposed)
(SCALE 1:100)

BUILDING :BLOCK (B)

FLOOR NAME	TOTAL BUA	DEDUCTIONS		NET BUA		TNMTS.	Carpet Area other than Dwelling Unit
		VOID	ACCES.	RESI.	COMM.		
GROUND FLOOR	1568.19	0.00	135.39	404.61	1028.19	00	133.71
MEZZANINE @ GROUND FLOOR	471.95	0.00	0.00	0.00	471.95	00	0.00
FIRST FLOOR	1316.80	30.01	0.00	1286.79	0.00	06	0.00
SECOND FLOOR	1316.80	30.01	0.00	1286.79	0.00	06	0.00
THIRD FLOOR	1316.80	30.01	0.00	1286.79	0.00	06	0.00
FOURTH FLOOR	1316.80	30.01	0.00	1286.79	0.00	06	0.00
FIFTH FLOOR	1316.80	30.01	0.00	1286.79	0.00	06	0.00
SIXTH FLOOR	1316.80	30.01	0.00	1286.79	0.00	06	0.00
SEVENTH FLOOR	1316.80	30.01	0.00	1286.79	0.00	06	0.00
EIGHTH FLOOR	1316.80	30.01	0.00	1286.79	0.00	06	0.00
NINTH FLOOR	1316.80	30.01	0.00	1286.79	0.00	06	0.00
TENTH FLOOR	1316.80	30.01	0.00	1286.79	0.00	06	0.00
ELEVENTH FLOOR	1316.80	30.01	0.00	1286.79	0.00	06	0.00
TWELFTH FLOOR	1316.80	30.01	0.00	1286.79	0.00	06	0.00
THIRTEENTH FLOOR	1316.80	30.01	0.00	1286.79	0.00	06	0.00
FOURTEENTH FLOOR	1316.80	30.01	0.00	1286.79	0.00	06	0.00
FIFTEENTH FLOOR	1318.90	27.54	0.00	1291.36	0.00	05	0.00
SIXTEENTH FLOOR	1316.80	30.01	0.00	1286.79	0.00	06	0.00
SEVENTEENTH FLOOR	1316.80	30.01	0.00	1286.79	0.00	06	0.00
EIGHTEENTH FLOOR	1316.80	30.01	0.00	1286.79	0.00	06	0.00
NINETEENTH FLOOR	1316.80	30.01	0.00	1286.79	0.00	06	0.00
TWENTIETH FLOOR	1316.80	30.01	0.00	1286.79	0.00	06	0.00
TWENTYFIRST FLOOR	1316.80	30.01	0.00	1286.79	0.00	06	0.00
TWENTYSECOND FLOOR	1316.80	30.01	0.00	1286.79	0.00	06	0.00
TWENTYTHIRD FLOOR	1316.80	30.01	0.00	1286.79	0.00	06	0.00
TWENTYFOURTH FLOOR	1318.90	27.54	0.00	1291.36	0.00	05	0.00
TWENTYFIFTH FLOOR	1316.80	30.01	0.00	1286.79	0.00	06	0.00
TWENTYSIXTH FLOOR	1316.80	30.01	0.00	1286.79	0.00	06	0.00
TWENTYSEVENTH FLOOR	1316.80	30.01	0.00	1286.79	0.00	06	0.00
TWENTYEIGHTH FLOOR	1316.80	30.01	0.00	1286.79	0.00	06	0.00
TWENTYNINTH FLOOR	1316.80	30.01	0.00	1286.79	0.00	06	0.00
THIRTIETH FLOOR	1316.80	30.01	0.00	1286.79	0.00	06	0.00
THIRTYFIRST FLOOR	1316.80	30.01	0.00	1286.79	0.00	06	0.00
THIRTYSECOND FLOOR	1316.80	30.01	0.00	1286.79	0.00	06	0.00
THIRTYTHIRD FLOOR	1318.90	27.54	0.00	1291.36	0.00	05	0.00
THIRTYFOURTH FLOOR	1320.60	29.24	0.00	1291.36	0.00	05	0.00
THIRTYFIFTH FLOOR	1316.80	30.01	0.00	1286.79	0.00	06	0.00
THIRTYSIXTH FLOOR	1316.80	30.01	0.00	1286.79	0.00	06	0.00
THIRTYSEVENTH FLOOR	1316.80	30.01	0.00	1286.79	0.00	06	0.00
THIRTYEIGHTH FLOOR	1316.80	30.01	0.00	1286.79	0.00	06	0.00
THIRTYNINTH FLOOR	1316.80	30.01	0.00	1286.79	0.00	06	0.00
FORTIETH FLOOR	1316.80	30.01	0.00	1286.79	0.00	06	0.00
FORTYFIRST FLOOR	1316.80	30.01	0.00	1286.79	0.00	06	0.00
FORTYSECOND FLOOR	1318.90	27.54	0.00	1291.36	0.00	05	0.00
FORTYTHIRD FLOOR	1316.80	30.01	0.00	1286.79	0.00	06	0.00
FORTYFOURTH FLOOR	1316.80	30.01	0.00	1286.79	0.00	06	0.00
FORTYFIFTH FLOOR	1316.80	30.01	0.00	1286.79	0.00	06	0.00
FORTYSIXTH FLOOR	1316.80	30.01	0.00	1286.79	0.00	06	0.00
FORTYSEVENTH FLOOR	1316.80	30.01	0.00	1286.79	0.00	06	0.00
FORTYEIGHTH FLOOR	1316.80	30.01	0.00	1286.79	0.00	06	0.00
FORTYNINTH FLOOR	1316.80	30.01	0.00	1286.79	0.00	06	0.00
FIFTIETH FLOOR	1316.80	30.01	0.00	1286.79	0.00	06	0.00
TERRACE FLOOR	37.43	0.00	37.43	0.00	0.00	00	0.00
TOTAL	67929.77	1489.85	172.82	64766.96	1500.14	295	133.71
TOTAL NO OF BLDG	1						
TOTAL	67929.77	1489.85	172.82	64766.96	1500.14	295	134

SCHEDULE OF JOINERY

BUILDING NAME	NAME	L X H	NOS
BLOCK (B)	D	0.00 X 2.10	145
BLOCK (B)	D1	0.85 X 2.10	885
BLOCK (B)	D	1.00 X 2.10	1255
BLOCK (B)	MD	1.16 X 2.10	45
BLOCK (B)	MD	1.20 X 2.10	250
BLOCK (B)	OPEN	1.38 X 2.10	50
BLOCK (B)	OPEN	1.47 X 2.10	100
BLOCK (B)	OPEN	1.50 X 2.10	100
BLOCK (B)	OPEN	1.76 X 2.10	100
BLOCK (B)	OPEN	2.00 X 2.10	50

SCHEDULE OF JOINERY

BUILDING NAME	NAME	L X H	NOS
BLOCK (B)	W	0.49 X 1.80	50
BLOCK (B)	W	0.70 X 1.80	50
BLOCK (B)	V	0.75 X 1.20	885
BLOCK (B)	W2	0.75 X 1.50	290
BLOCK (B)	W	0.94 X 1.80	50
BLOCK (B)	W2	1.00 X 1.50	50
BLOCK (B)	W2	1.10 X 1.80	50
BLOCK (B)	W2	1.20 X 1.20	195
BLOCK (B)	W2	1.20 X 1.50	50
BLOCK (B)	V	1.50 X 1.20	01
BLOCK (B)	W2	1.50 X 1.50	45
BLOCK (B)	V	1.68 X 1.20	01
BLOCK (B)	W	1.80 X 1.50	200
BLOCK (B)	W	1.80 X 1.80	300
BLOCK (B)	GLSW	2.00 X 2.10	01
BLOCK (B)	W	2.10 X 1.80	200
BLOCK (B)	GLSW	2.20 X 2.10	02
BLOCK (B)	GLSW	2.75 X 2.10	01
BLOCK (B)	GLSW	2.90 X 2.10	295
BLOCK (B)	GLSW	3.00 X 2.10	09
BLOCK (B)	W	3.36 X 1.50	45
BLOCK (B)	GLSW	3.50 X 2.10	09
BLOCK (B)	GLSW	3.95 X 2.10	03
BLOCK (B)	GLSW	4.00 X 2.10	02

ISO_full_bleed_4A0_(1682.00_x_2378.00_MM)

Balcony Calculations Table

FLOOR NAME	SIZE	TOTAL AREA
FIRST FLOOR PLAN	1.27 X 5.25 X 2	119.64
	0.60 X 0.75 X 2	
	0.60 X 3.00 X 1	
	0.60 X 4.23 X 1	
	0.60 X 3.33 X 1	
	0.60 X 3.90 X 1	
	0.60 X 3.31 X 1	
	0.60 X 3.23 X 1	
	0.60 X 3.55 X 1	
	1.65 X 5.33 X 1	
	1.66 X 3.45 X 1	
	1.67 X 5.10 X 1	
	1.67 X 4.35 X 1	
	1.67 X 3.85 X 1	
	1.47 X 3.74 X 1	
	1.56 X 4.01 X 2	
	1.79 X 7.94 X 1	
	1.55 X 3.66 X 1	
	1.79 X 9.92 X 1	
	0.60 X 2.91 X 1	
	1.84 X 9.70 X 1	
TYPICAL - 30, 31, 32, 35, 36 FLOOR PLAN	1.27 X 5.25 X 2 X 5	598.20
	0.60 X 0.75 X 2 X 5	
	0.60 X 3.00 X 1 X 5	
	0.60 X 4.23 X 1 X 5	
	0.60 X 3.33 X 1 X 5	
	0.60 X 3.90 X 1 X 5	
	0.60 X 3.31 X 1 X 5	
	0.60 X 3.23 X 1 X 5	
	0.60 X 3.55 X 1 X 5	
	1.65 X 5.33 X 1 X 5	
	1.66 X 3.45 X 1 X 5	
	1.67 X 5.10 X 1 X 5	
	1.67 X 4.35 X 1 X 5	
	1.67 X 3.85 X 1 X 5	
	1.47 X 3.74 X 1 X 5	
	1.56 X 4.01 X 2 X 5	
	1.79 X 7.94 X 1 X 5	
	1.55 X 3.66 X 1 X 5	
	1.79 X 9.92 X 1 X 5	
	0.60 X 2.91 X 1 X 5	
	1.84 X 9.70 X 1 X 5	
THIRTYTHIRD FLOOR PLAN	1.27 X 5.25 X 2	103.04
	0.60 X 0.75 X 2	
	0.60 X 3.31 X 1	
	0.60 X 3.00 X 1	
	0.60 X 3.23 X 1	
	1.65 X 5.33 X 1	
	1.66 X 3.45 X 1	
	1.67 X 5.10 X 1	
	1.67 X 4.35 X 1	
	1.67 X 3.85 X 1	
	1.47 X 3.74 X 1	
	1.56 X 4.01 X 1	
	1.79 X 7.94 X 1	
	1.61 X 4.01 X 1	
	0.60 X 3.33 X 1	
	0.60 X 3.90 X 1	
	0.60 X 3.55 X 1	
	0.60 X 4.23 X 1	
	0.60 X 2.91 X 1	
	1.79 X 9.70 X 1	
THIRTYFOURTH FLOOR PLAN	0.60 X 4.23 X 1	109.99
	0.60 X 0.75 X 2	
	0.60 X 3.31 X 1	
	0.60 X 3.00 X 1	
	0.60 X 3.23 X 1	
	1.65 X 5.33 X 1	
	1.66 X 3.45 X 1	
	1.67 X 5.10 X 1	
	1.67 X 4.35 X 1	
	1.67 X 3.85 X 1	
	1.47 X 3.74 X 1	
	0.60 X 3.33 X 1	
	0.60 X 3.90 X 1	
	0.60 X 3.55 X 1	
	1.56 X 4.01 X 1	
	1.79 X 7.94 X 1	
	1.61 X 4.01 X 1	
	1.27 X 5.25 X 2	
	0.70 X 9.92 X 1	
	0.60 X 2.90 X 1	
	1.79 X 9.70 X 1	
TYPICAL - 15, 24, 42 FLOOR PLAN	1.27 X 5.25 X 2 X 3	309.12
	0.60 X 0.75 X 2 X 3	
	0.60 X 3.31 X 1 X 3	
	0.60 X 3.00 X 1 X 3	
	0.60 X 3.23 X 1 X 3	
	1.65 X 5.33 X 1 X 3	
	1.66 X 3.45 X 1 X 3	
	1.67 X 5.10 X 1 X 3	
	1.67 X 4.35 X 1 X 3	
	1.67 X 3.85 X 1 X 3	
	1.47 X 3.74 X 1 X 3	
	1.56 X 4.01 X 1 X 3	
	1.79 X 7.94 X 1 X 3	
	1.61 X 4.01 X 1 X 3	
	0.60 X 3.33 X 1 X 3	
	0.60 X 3.90 X 1 X 3	
	0.60 X 3.55 X 1 X 3	
	0.60 X 4.23 X 1 X 3	
	0.60 X 2.91 X 1 X 3	
	1.79 X 9.70 X 1 X 3	
TYPICAL - 2- 14, 16- 23, 25- 29, 37- 41, 43- 50 FLOOR PLAN	1.27 X 5.25 X 2 X 39	4665.96
	0.60 X 0.75 X 2 X 39	
	0.60 X 3.00 X 1 X 39	
	0.60 X 4.23 X 1 X 39	
	0.60 X 3.33 X 1 X 39	
	0.60 X 3.90 X 1 X 39	
	0.60 X 3.31 X 1 X 39	
	0.60 X 3.23 X 1 X 39	
	0.60 X 3.55 X 1 X 39	
	1.65 X 5.33 X 1 X 39	
	1.66 X 3.45 X 1 X 39	
	1.67 X 5.10 X 1 X 39	
	1.67 X 4.35 X 1 X 39	
	1.67 X 3.85 X 1 X 39	
	1.47 X 3.74 X 1 X 39	
	1.56 X 4.01 X 2 X 39	
	1.79 X 7.94 X 1 X 39	
	1.55 X 3.66 X 1 X 39	
	1.79 X 9.92 X 1 X 39	
	0.60 X 2.91 X 1 X 39	
	1.84 X 9.70 X 1 X 39	
Total	-	5905.95

GENERAL CONDITIONS:

1.A dual piping system is a type of plumbing system where two separate sets of pipes are installed to distribute water in a building. One set of pipes carries potable or drinking water, while the other set of pipes carries non-potable or reclaimed water. The potable water pipes are connected to the main water supply and distribute water for drinking, cooking, and bathing. The non-potable or reclaimed water pipes carry water that has been treated and recycled from sources like rainwater, greywater from sinks and showers, or treated wastewater.

2.Parking places in buildings shall be provided with Electric Vehicle Charging Infrastructure as per Central Electricity Authority (CEA) Technical Requirements for Connection of Distributed Generation Sources, CEA Measures of Safety Regulations, 2010 and Ministry of Power Consolidated Guidelines and Standards for EV Charging Infrastructure, as amended from time to time".

3.For Constructions over 10,000 Sq.mt and above and in case of Group Housing Buildings where there are 100 units and above, the plumbing arrangement shall be made in a way that the potable water shall be used for drinking, cooking and bathing only and for rest of the uses, provision for dual piping system shall be made.

4.New building constructions shall have to properly demarcate sections within buildings and on rooftops for housing Broadband/digital connectivity infrastructure / antenna. These areas should have access to power supply for reliable, always on services. Further, Computer Telephony Integration (CTI) of a building shall include the common duct to access the common space used as telecomn room inside the building.

5.Occupancy Certificate to a building shall be granted only after ensuring that the CTI as per the prescribed standards is in place and an undertaking is given by the Architect or Engineer certifying that building has ensured common access to all digital infrastructure to all Service providers in accordance with plan of creation of CTI.

CONDITION:

1 TECHNICAL APPROVAL IS HERE BY ACCORDED FOR ___ <<REs/Comm/others>> Building ____ << floors>> in of plot nos. __ Sy. No: __ situated at in ____ Village & ___ Mandal, ___ District in proceeding letter subject to conditions mentioned on Approved Plan Vide No.___ Dt: ___.

2 All the conditions imposed in Lr. No. ________ Dt: ___ are to be strictly followed.

3 The applicant shall construct the Building as per Sanctioned Plan if any deviations made in setbacks, the 10.00 % mortgaged Built Up Area forfeited, the technical approved building plans will be withdrawn and cancelled without notice and action will be taken as per law.

4 The Cellar/Stilt floor shall be used for parking purpose only and should not be used for any other purposes as per the G.O.Ms.No. 168 MA Dt: 07-04-2012 and its ammendments.

5 The Builder/Developer should construct sump, septic tank and underground drainage as per ISI standards. In addition to the drainage system available.

6 That the applicant shall comply the conditions laid down in the G.O.Ms.No. 168 MA Dt: 07-04-2012 and its Amended Government Orders.

7 This permission does not bar any public agency including HMDA/Local Body to acquire the lands for public purpose as per Law.

8 The Builder/Developer/Owner shall be responsible and ensure that the fire safety, structural stability requirements of the proposed complex are in accordance with the A.P Fire Services Act — 1999.

9 Automatic Sprinkler system is to be provided if the basement area exceeds 200 Sq. Mtrs Electrical wiring and installation shall be certified by the electrical engineers to Ensure electrical fire safety.

10 Transformers shall be provided with 4 hours Rating fire resistant constructions as per Rule 15 (e) of A.P Apartments (Promotion of constructions and ownership) rules, 1987.

11 If any litigations/discrepancy arises in future regarding ownership documents, the applicant is whole responsible and not made party to HMDA or its employees and plans deemed to be withdrawn and cancelled.

12 The HMWS and SB and T.S. Transco not to provide the permanent connection till to produce the occupancy certificate from the Sanctioning Authority.

13 If in case above said conditions are not adhered HMDA/Local Authority can withdraw the said permission.

14 If any cases are pending in court of law with regard to the site U/R and have adverse orders, the permission granted shall be deemed to be withdrawn and cancelled.

15 The applicant/ developer is the whole responsible if any loss of human life or any damage occurs while constructing the building and after construction of building and have no rights to claim to HMDA and its employees shall not be held as a party to any such dispute/ litigations.

16 The HMDA reserve the right to cancel the permission, if it is found that the permission is obtained by false statement or misinterpretation or suppression of any material facts or rule.

OFFICER DETAILS	
OFFICER NAME : DESIGNATION : DATE AND TIME :	
APPROVAL NO:	SEAL OF APPROVAL
DATE OF APPROVAL :	
OWNER'S SIGNATURE	ARCHITECT'S SIGNATURE
BUILDER'S SIGNATURE	STRUCTURAL ENGINEER'S SIGNATURE

Note: All dimensions are in meters.

Project Title :PROPOSED APARTMENT 3 RESIDENTIAL TOWERS OF GR+50 FLOORS WITH 1 CLUBHOUSE BLOCK OFG+5 FLOORS IN SURVEY Nos.313(P), PUPPALAGUDA VILLAGE, GANDIPET MANDAL, RANGA REDDY DISTRICT.BELONGING TO: R.VENKAT RAMANA AND OTHERS .Rep By ASHOKA BUILDERS INDIA PVT LTD.Authorized signatoryMr.ANIL KUMAR THOTA S/O. Mr. T.RANGAIAH

FILE DETAILS			
LTP NAME :	MANISHA dillikar		
LTP LICENCE NO :	COA/2002/29740	DATE :	09-03-2025
FILE NO :	TS/013051/2025	SHEET NO.:	8 / 9
SHEET NAME :	Building Plan Details		

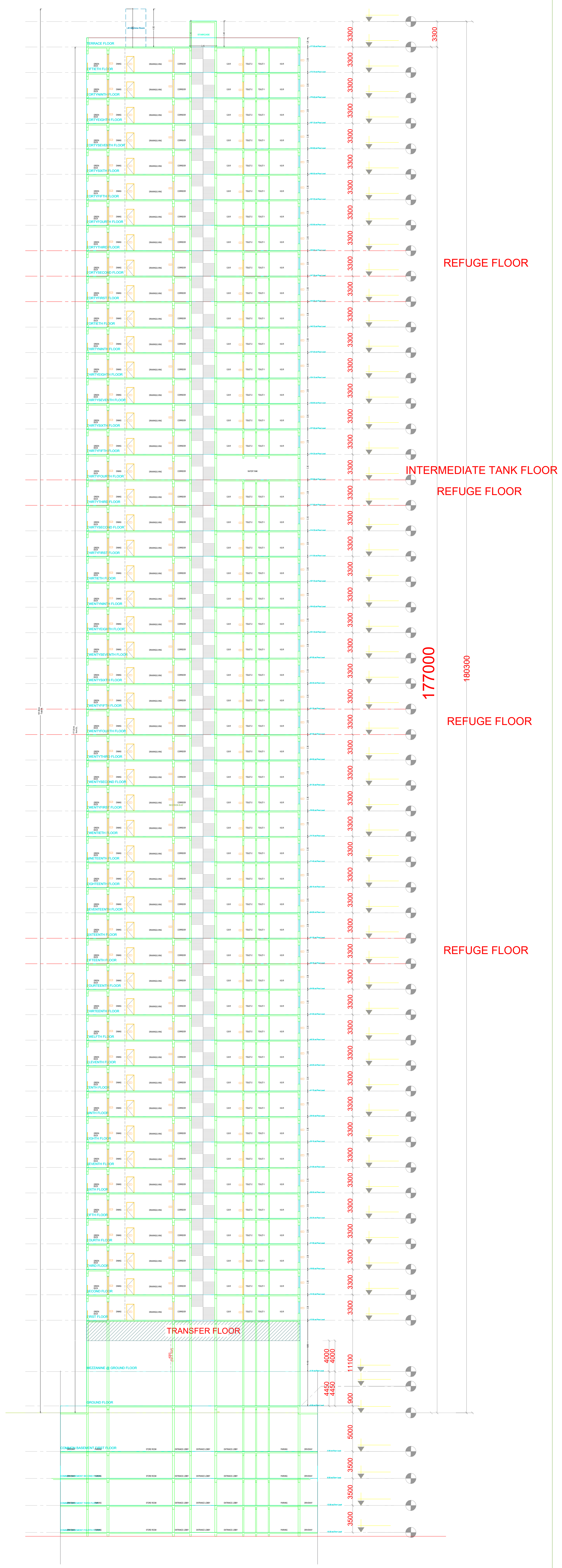

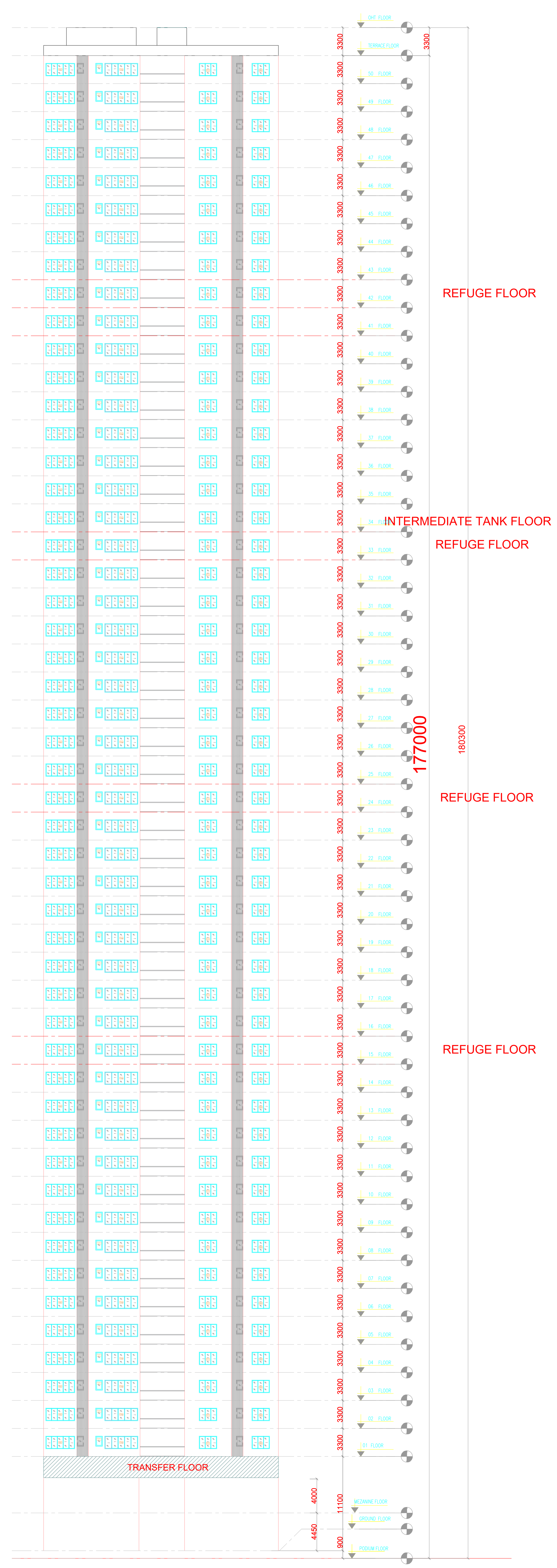

TOWER -A,B,C
NORTH ELEVATION

GENERAL CONDITIONS:

1.A dual piping system is a type of plumbing system where two separate sets of pipes are installed to distribute water in a building. One set of pipes carries potable or drinking water, while the other set of pipes carries non-potable or reclaimed water. The potable water pipes are connected to the main water supply and distribute water for drinking, cooking, and bathing. The non-potable or reclaimed water pipes carry water that has been treated and recycled from sources like rainwater, greywater from sinks and showers, or treated wastewater.
2.Parking places in buildings shall be provided with Electric Vehicle Charging Infrastructure as per Central Electricity Authority (CEA) Technical Requirements for Connection of Distributed Generation Sources, CEA Measures of Safety Regulations, 2010 and Ministry of Power Consolidated Guidelines and Standards for EV Charging Infrastructure, as amended from time to time".
3.For Constructions over 10,000 Sq.mt and above and in case of Group Housing Buildings where there are 100 units and above, the plumbing arrangement shall be made in a way that the potable water shall be used for drinking, cooking and bathing only and for rest of the uses, provision for dual piping system shall be made.
4.New building constructions shall have to properly demarcate sections within buildings and on rooftops for housing Broadband/digital connectivity infrastructure / antenna. These areas should have access to power supply for reliable, always on services. Further, Computer Telephony Integration (CTI) of a building shall include the common duct to access the common space used as telecomn room inside the building.
5.Occupancy Certificate to a building shall be granted only after ensuring that the CTI as per the prescribed standards is in place and an undertaking is given by the Architect or Engineer certifying that building has ensured common access to all digital infrastructure to all Service providers in accordance with plan of creation of CTI.

CONDITION:

1 TECHNICAL APPROVAL IS HERE BY ACCORDED FOR ___ <<REs/Comm/others>> Building ____ << floors>> in of plot nos. __ Sy. No: __ situated at in ____ Village & ___ Mandal, ___ District in proceeding letter subject to conditions mentioned on Approved Plan Vide No.___ Dt: ___.
2 All the conditions imposed in Lr. No. ________ Dt: ___ are to be strictly followed.
3 The applicant shall construct the Building as per Sanctioned Plan if any deviations made in setbacks, the 10.00 % mortgaged Built Up Area forfeited, the technical approved building plans will be withdrawn and cancelled without notice and action will be taken as per law.
4 The Cellar/Stilt floor shall be used for parking purpose only and should not be used for any other purposes as per the G.O.Ms.No. 168 MA Dt: 07-04-2012 and its ammendments.
5 The Builder/Developer should construct sump, septic tank and underground drainage as per ISI standards. In addition to the drainage system available.
6 That the applicant shall comply the conditions laid down in the G.O.Ms.No. 168 MA Dt: 07-04-2012 and its Amended Government Orders.
7 This permission does not bar any public agency including HMDA/Local Body to acquire the lands for public purpose as per Law.
8 The Builder/Developer/Owner shall be responsible and ensure that the fire safety, structural stability requirements of the proposed complex are in accordance with the A.P Fire Services Act — 1999.
9 Automatic Sprinkler system is to be provided if the basement area exceeds 200 Sq. Mtrs Electrical wiring and installation shall be certified by the electrical engineers to Ensure electrical fire safety.
10 Transformers shall be provided with 4 hours Rating fire resistant constructions as per Rule 15 (e) of A.P Apartments (Promotion of constructions and ownership) rules, 1987.
11 If any litigations/discrepancy arises in future regarding ownership documents, the applicant is whole responsible and not made party to HMDA or its employees and plans deemed to be withdrawn and cancelled.
12 The HMWS and SB and T.S. Transco not to provide the permanent connection till to produce the occupancy certificate from the Sanctioning Authority.
13 If in case above said conditions are not adhered HMDA/Local Authority can withdraw the said permission.
14 If any cases are pending in court of law with regard to the site U/R and have adverse orders, the permission granted shall be deemed to be withdrawn and cancelled.
15 The applicant/ developer is the whole responsible if any loss of human life or any damage occurs while constructing the building and after construction of building and have no rights to claim to HMDA and its employees shall not be held as a party to any such dispute/ litigations.
16 The HMDA reserve the right to cancel the permission, if it is found that the permission is obtained by false statement or misinterpretation or suppression of any material facts or rule.

OFFICER DETAILS
OFFICER NAME :
DESIGNATION :
DATE AND TIME :

APPROVAL NO:	SEAL OF APPROVAL
DATE OF APPROVAL :	
OWNER'S SIGNATURE	ARCHITECT'S SIGNATURE
BUILDER'S SIGNATURE	STRUCTURAL ENGINEER'S SIGNATURE

Note: All dimensions are in meters.

ISO_full_bleed_4A0_(1682.00_x_2378.00_MM)

Project Title :PROPOSED APARTMENT 3 RESIDENTIAL TOWERS OF GR+50 FLOORS WITH 1 CLUBHOUSE BLOCK OFG+5 FLOORS IN SURVEY Nos.313(P), PUPPALAGUDA VILLAGE, GANDIPET MANDAL, RANGA REDDY DISTRICT.BELONGING TO: R.VENKAT RAMANA AND OTHERS .Rep By ASHOKA BUILDERS INDIA PVT LTD.Authorized signatoryMr.ANIL KUMAR THOTA S/O. Mr. T.RANGAIAH

FILE DETAILS			
LTP NAME :	MANISHA dillikar		
LTP LICENCE NO :	COA/2002/29740	DATE :	09-03-2025
FILE NO :	TS/013051/2025	SHEET NO.:	9 / 9
SHEET NAME :	Building Plan Details		

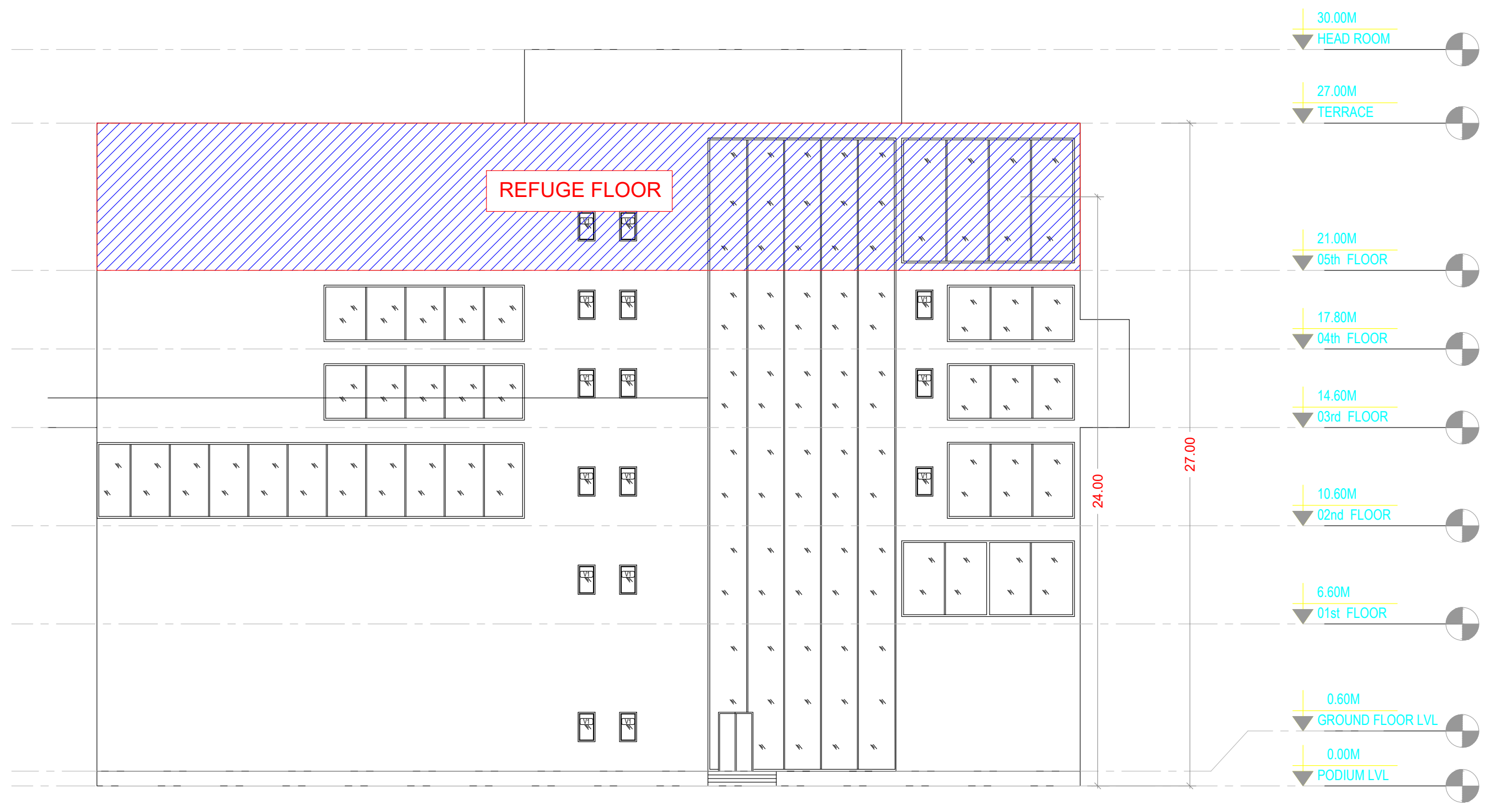
30.00M
HEAD ROOM
27.00M
TERRACE
REFUGE FLOOR
21.00M
05th FLOOR
17.80M
04th FLOOR
14.60M
03rd FLOOR
10.60M
02nd FLOOR
6.60M
01st FLOOR
0.60M
GROUND FLOOR LVL
0.00M
PODIUM LVL
24.00
27.00

CLUB HOUSE ELEVATION

Elevation1

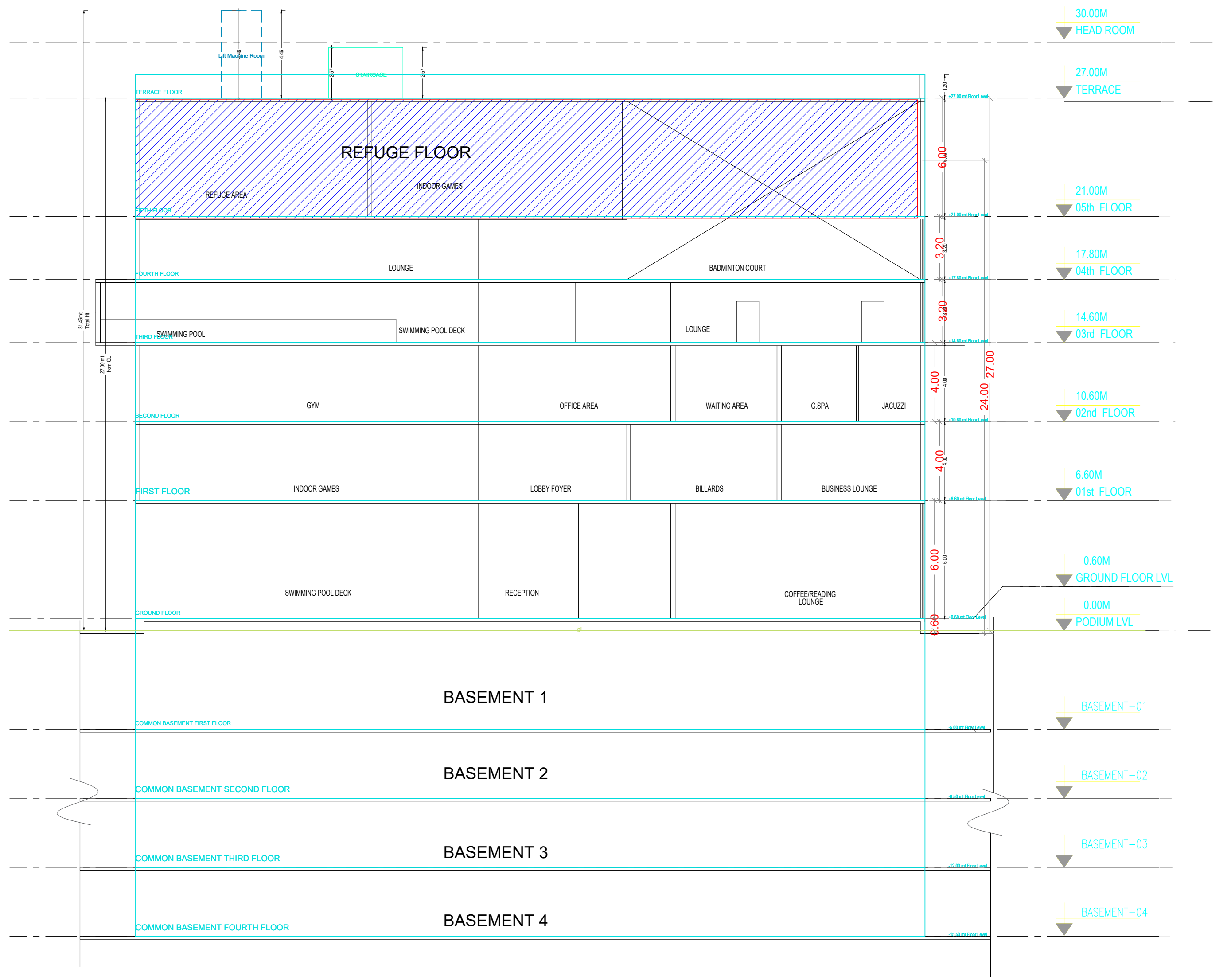
30.00M
HEAD ROOM
Lift Machine Room
STAIRCASE
27.00M
TERRACE
TERRACE FLOOR
REFUGE FLOOR
REFUGE AREA
INDOOR GAMES
FIFTH FLOOR
21.00M
05th FLOOR
LOUNGE
BADMINTON COURT
FOURTH FLOOR
17.80M
04th FLOOR
SWIMMING POOL
SWIMMING POOL DECK
LOUNGE
THIRD FLOOR
14.60M
03rd FLOOR
GYM
OFFICE AREA
WAITING AREA
G.SPA
JACUZZI
SECOND FLOOR
10.60M
02nd FLOOR
INDOOR GAMES
LOBBY FOYER
BILLARDS
BUSINESS LOUNGE
FIRST FLOOR
6.60M
01st FLOOR
SWIMMING POOL DECK
RECEPTION
COFFEE/READING LOUNGE
GROUND FLOOR
0.60M
GROUND FLOOR LVL
0.00M
PODIUM LVL
6.00
3.20
3.20
4.00
4.00
6.00
0.60
24.00
27.00
BASEMENT 1
COMMON BASEMENT FIRST FLOOR
BASEMENT-01
BASEMENT 2
COMMON BASEMENT SECOND FLOOR
BASEMENT-02
BASEMENT 3
COMMON BASEMENT THIRD FLOOR
BASEMENT-03
BASEMENT 4
COMMON BASEMENT FOURTH FLOOR
BASEMENT-04

CLUB HOUSE SECTION

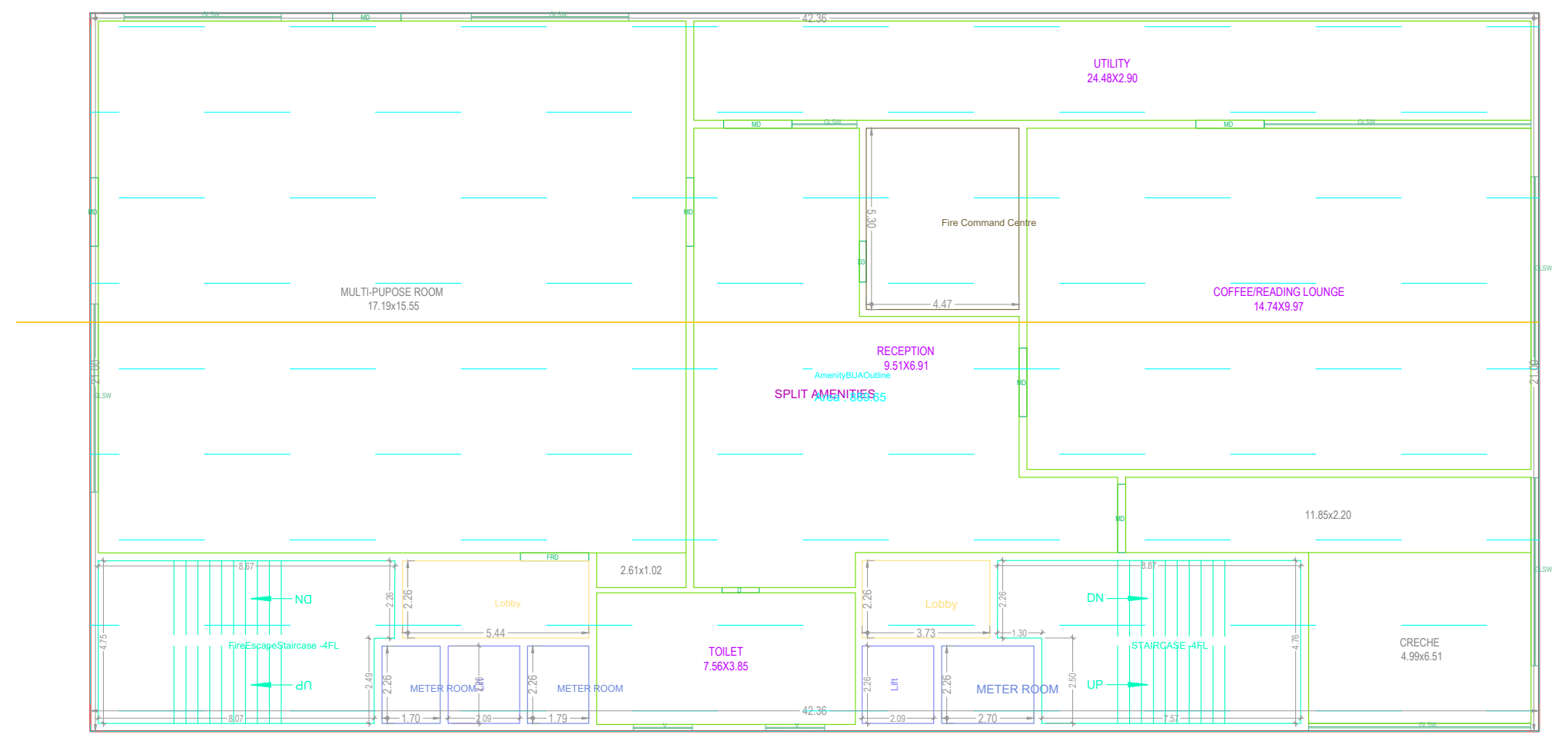
UTILITY
24.48X2.90
Fire Command Centre
MULTI-PUPOSE ROOM
17.19x15.55
COFFEE/READING LOUNGE
14.74X9.97
RECEPTION
9.51X6.91
SPLIT AMENITIES
11.85x2.20
2.61x1.02
Lobby
TOILET
7.56X3.85
METER ROOM
FireEscapeStaircase -4FL
STAIRCASE -4FL
Lift
CRECHE
4.99x6.51
DN
UP
42.36
21.00

GROUND FLOOR PLAN
(Proposed)
(SCALE 1:100)

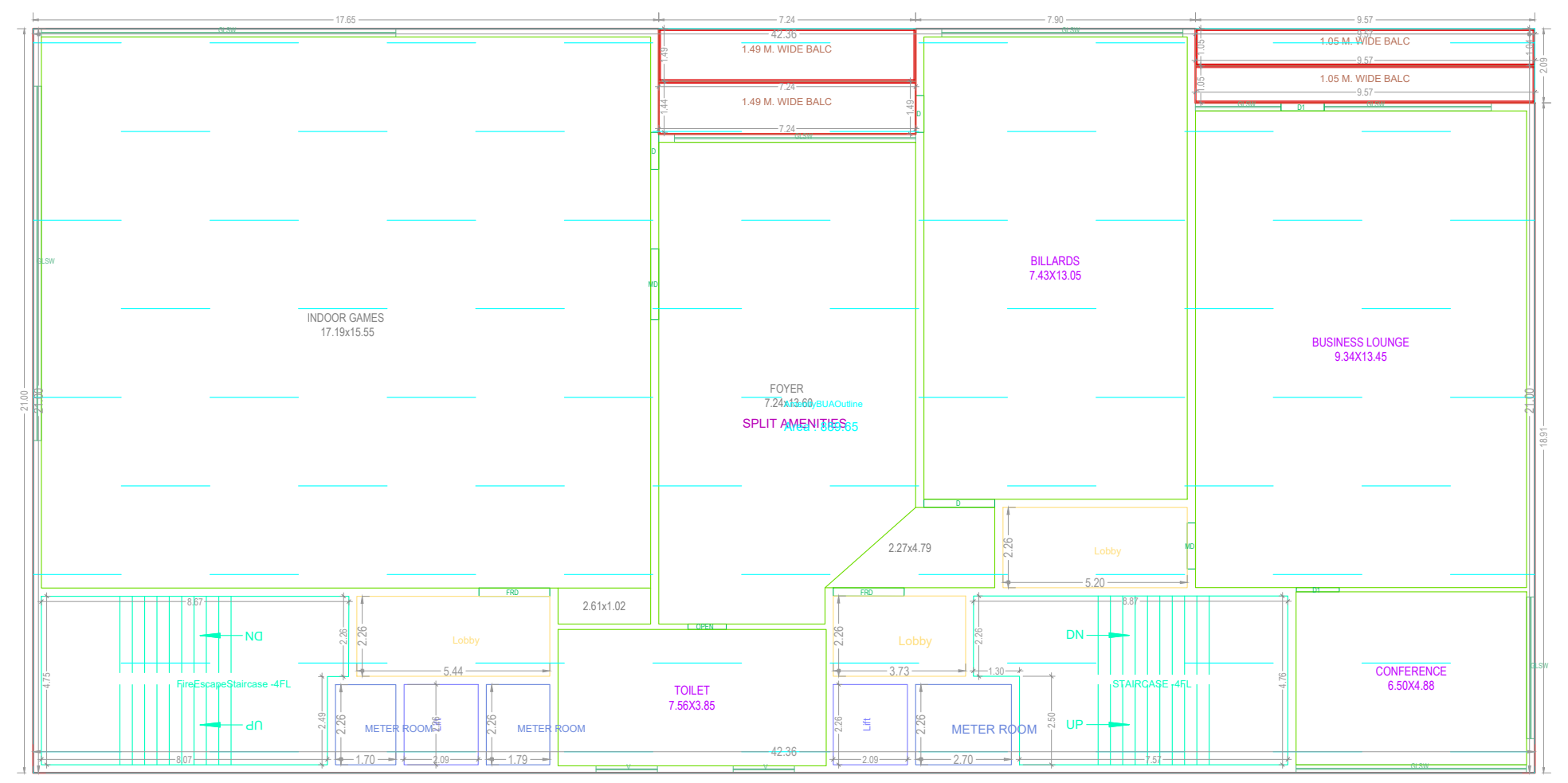
1.05 M. WIDE BALC
BILLARDS
7.43X13.05
SPLIT AMENITIES
TOILET
METER ROOM

FIRST FLOOR PLAN
(Proposed)
(SCALE 1:100)

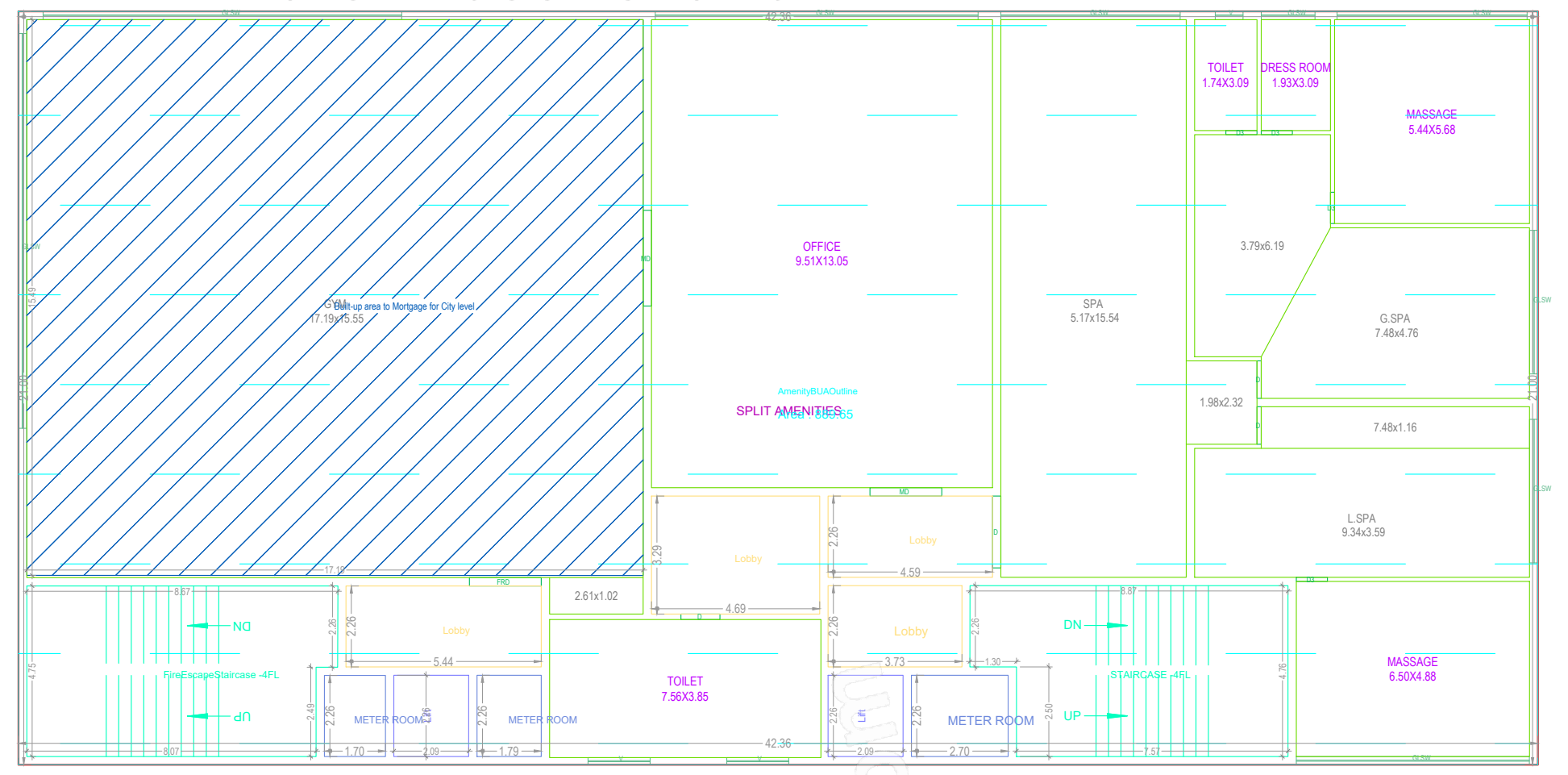
Built-up area to Mortgage for City level
OFFICE
9.51X13.05
TOILET
1.74X3.09
DRESS ROOM
1.93X3.09
MASSAGE
5.44X5.68
3.79x6.19
SPA
G.SPA
SPLIT AMENITIES
TOILET
METER ROOM

SECOND FLOOR PLAN
(Proposed)
(SCALE 1:100)

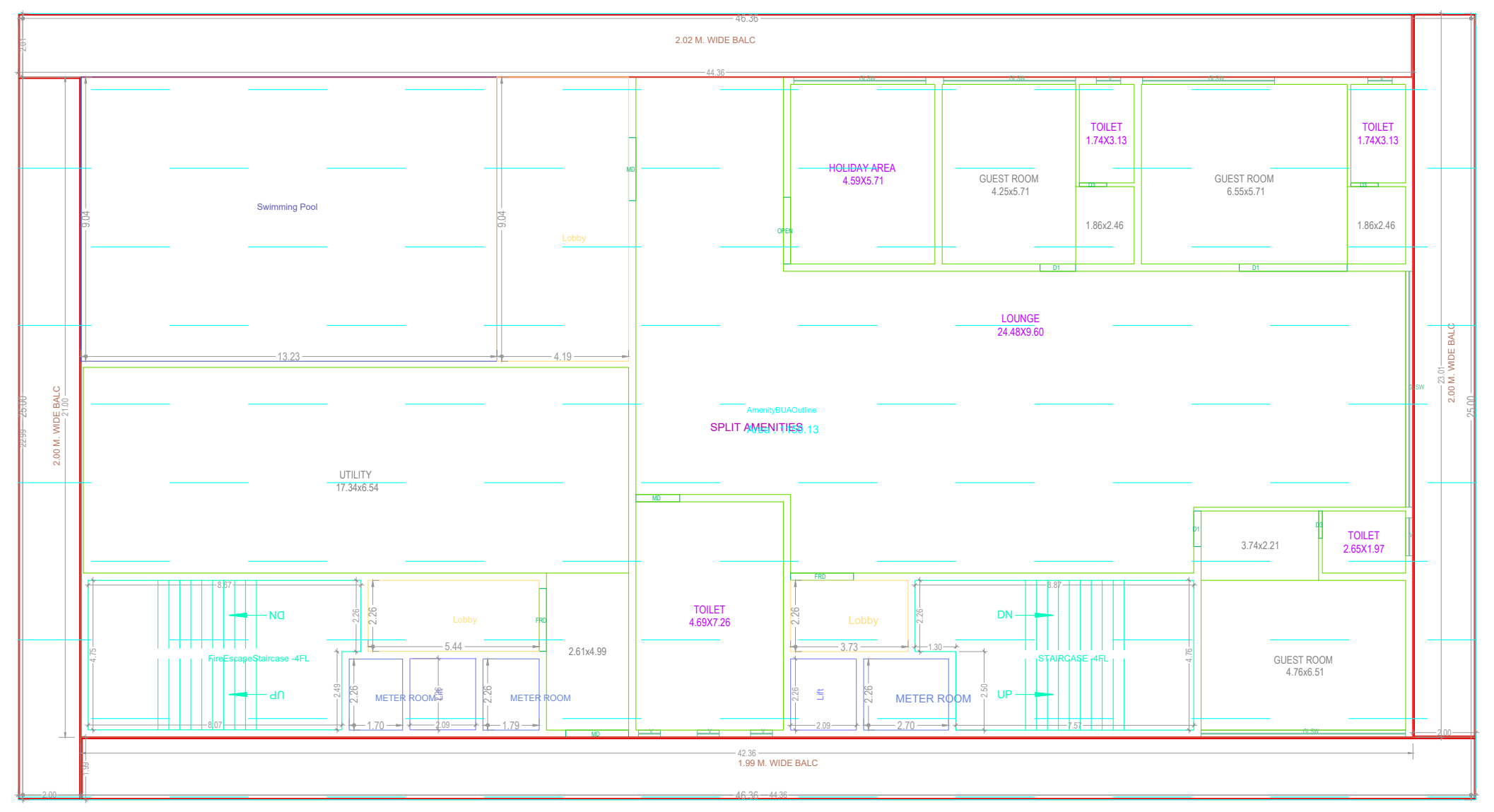
2.02 M. WIDE BALC
Swimming Pool
Lobby
HOLIDAY AREA
4.59X5.71
GUEST ROOM
4.25x5.71
TOILET
1.74X3.13
1.86x2.46
GUEST ROOM
6.55x5.71
LOUNGE
24.48X9.60
SPLIT AMENITIES
UTILITY
17.34x6.54
3.74x2.21
TOILET
2.65X1.97
TOILET
4.69X7.26
2.61x4.99
METER ROOM
FireEscapeStaircase -4FL
STAIRCASE -4FL
GUEST ROOM
4.76x6.51
2.00 M. WIDE BALC
1.99 M. WIDE BALC
46.36
44.36
42.36

THIRD FLOOR PLAN
(Proposed)
(SCALE 1:100)

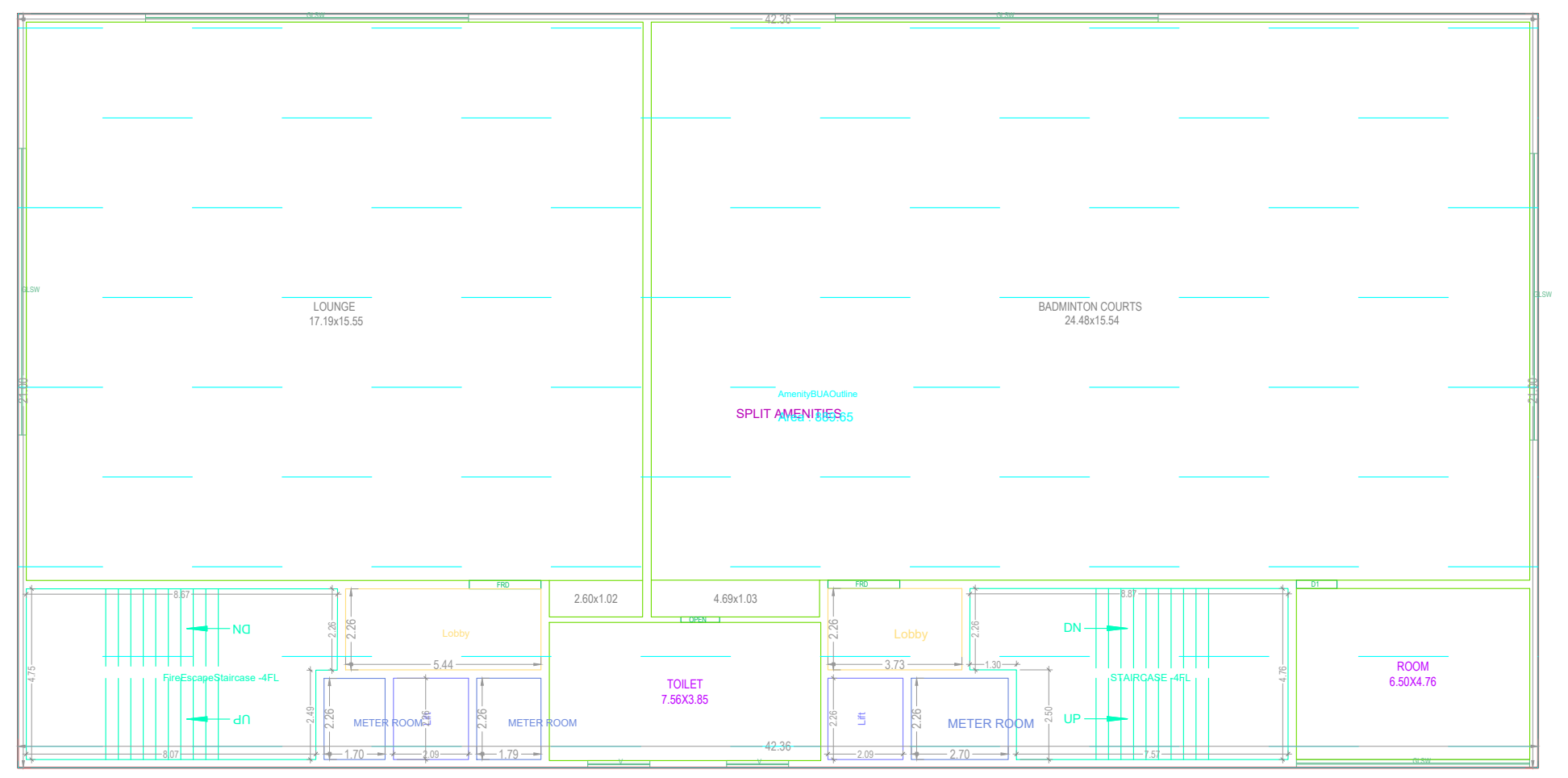
SPLIT AMENITIES
TOILET
METER ROOM

FOURTH FLOOR PLAN
(Proposed)
(SCALE 1:100)

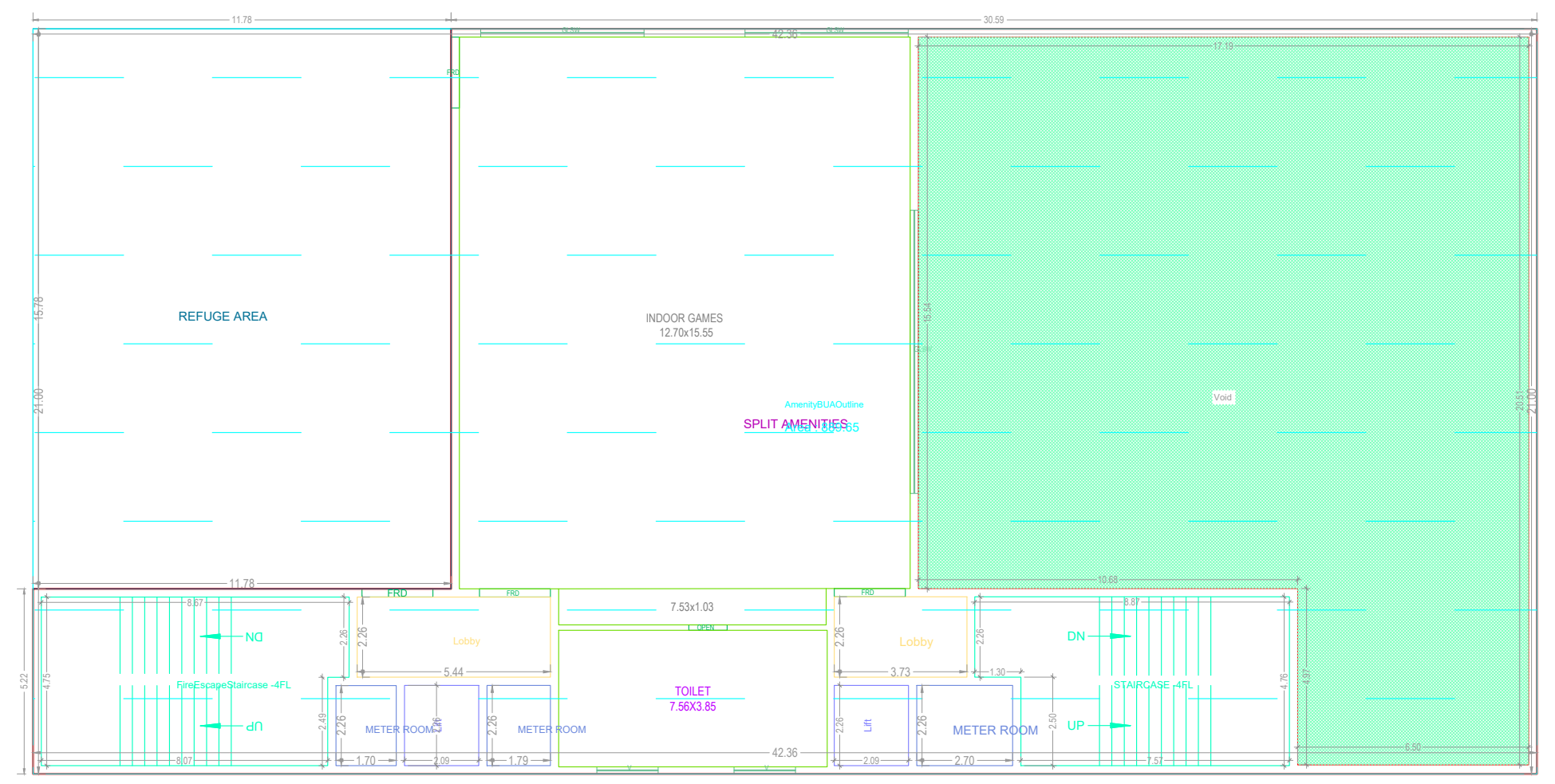
11.78
30.59
17.19
REFUGE AREA
INDOOR GAMES
SPLIT AMENITIES
TOILET
METER ROOM

FIFTH FLOOR PLAN
(Proposed)
(SCALE 1:100)

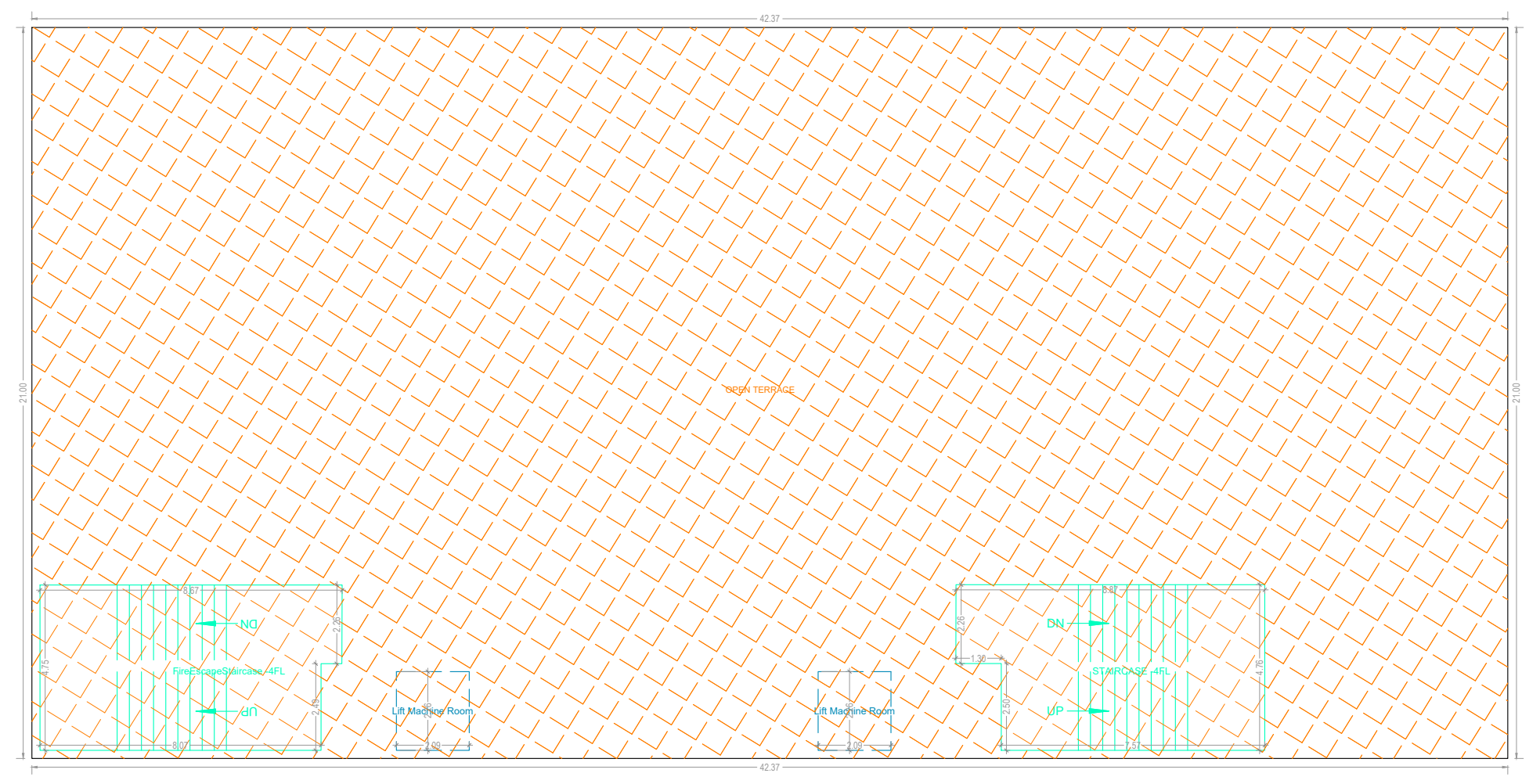

TERRACE FLOOR PLAN
(SCALE 1:100)

SCHEDULE OF JOINERY

BUILDING NAME	NAME	L X H	NOS
A (AMENITIES)	D3	0.87 X 2.10	07
A (AMENITIES)	D	1.04 X 2.10	02
A (AMENITIES)	D	1.05 X 2.10	02
A (AMENITIES)	OPEN	1.08 X 2.10	03
A (AMENITIES)	D	1.09 X 2.10	02
A (AMENITIES)	D1	1.13 X 2.10	03
A (AMENITIES)	D3	1.20 X 2.10	01
A (AMENITIES)	D1	1.21 X 2.10	01
A (AMENITIES)	D1	1.22 X 2.10	01
A (AMENITIES)	MD	1.30 X 2.10	01
A (AMENITIES)	MD	1.39 X 2.10	01
A (AMENITIES)	FRD	2.00 X 2.10	11
A (AMENITIES)	OPEN	2.12 X 2.10	01
A (AMENITIES)	MD	2.67 X 2.10	01
A (AMENITIES)	D1	3.43 X 2.10	01

SCHEDULE OF JOINERY

BUILDING NAME	NAME	L X H	NOS
A (AMENITIES)	V	0.70 X 1.20	03
A (AMENITIES)	V	0.78 X 1.20	03
A (AMENITIES)	V	1.20 X 1.20	01
A (AMENITIES)	GLSW	1.50 X 1.50	01
A (AMENITIES)	V	1.73 X 1.20	10
A (AMENITIES)	GLSW	1.90 X 2.10	01
A (AMENITIES)	GLSW	10.00 X 2.10	03
A (AMENITIES)	GLSW	11.00 X 2.10	01
A (AMENITIES)	GLSW	2.41 X 2.10	01
A (AMENITIES)	GLSW	4.00 X 2.10	03
A (AMENITIES)	GLSW	4.20 X 2.10	03
A (AMENITIES)	GLSW	4.60 X 2.10	04
A (AMENITIES)	GLSW	4.71 X 2.10	01
A (AMENITIES)	GLSW	5.00 X 2.10	01
A (AMENITIES)	GLSW	5.30 X 2.10	01
A (AMENITIES)	GLSW	5.50 X 2.10	03
A (AMENITIES)	GLSW	6.50 X 2.10	05
A (AMENITIES)	GLSW	6.80 X 2.10	02
A (AMENITIES)	GLSW	7.50 X 2.10	01
A (AMENITIES)	GLSW	7.80 X 2.10	01
A (AMENITIES)	GLSW	7.98 X 2.10	03
A (AMENITIES)	GLSW	9.00 X 2.10	03

ISO_full_bleed_4A0_(1682.00_x_2378.00_MM)

BUILDING :A (AMENITIES)

FLOOR NAME	TOTAL BUA	DEDUCTIONS	NET BUA
		VOID	COMM.
GROUND FLOOR	889.65	0.00	889.65
FIRST FLOOR	889.66	0.00	889.66
SECOND FLOOR	889.65	0.00	889.65
THIRD FLOOR	1159.13	0.00	1159.13
FOURTH FLOOR	889.65	0.00	889.65
FIFTH FLOOR	889.65	299.47	590.18
TERRACE FLOOR	0.00	0.00	0.00
TOTAL	5607.39	299.47	5307.93
TOTAL NO OF BLDG	1		
TOTAL	5607.39	299.47	5307.93

Balcony Calculations Table

FLOOR NAME	SIZE	TOTAL AREA
THIRD FLOOR PLAN	2.02 X 44.37 X 1	269.47
	2.00 X 23.02 X 1	
	1.99 X 44.37 X 1	
	2.00 X 22.99 X 1	
FIRST FLOOR PLAN	1.05 X 9.57 X 2	41.54
	1.49 X 7.25 X 2	
Total	-	311.01

GENERAL CONDITIONS:

1.A dual piping system is a type of plumbing system where two separate sets of pipes are installed to distribute water in a building. One set of pipes carries potable or drinking water, while the other set of pipes carries non-potable or reclaimed water. The potable water pipes are connected to the main water supply and distribute water for drinking, cooking, and bathing. The non-potable or reclaimed water pipes carry water that has been treated and recycled from sources like rainwater, greywater from sinks and showers, or treated wastewater.
2.Parking places in buildings shall be provided with Electric Vehicle Charging Infrastructure as per Central Electricity Authority (CEA) Technical Requirements for Connection of Distributed Generation Sources, CEA Measures of Safety Regulations, 2010 and Ministry of Power Consolidated Guidelines and Standards for EV Charging Infrastructure, as amended from time to time".
3.For Constructions over 10,000 Sq.mt and above and in case of Group Housing Buildings where there are 100 units and above, the plumbing arrangement shall be made in a way that the potable water shall be used for drinking, cooking and bathing only and for rest of the uses, provision for dual piping system shall be made.
4.New building constructions shall have to properly demarcate sections within buildings and on rooftops for housing Broadband/digital connectivity infrastructure / antenna. These areas should have access to power supply for reliable, always on services. Further, Computer Telephony Integration (CTI) of a building shall include the common duct to access the common space used as telecomn room inside the building.
5.Occupancy Certificate to a building shall be granted only after ensuring that the CTI as per the prescribed standards is in place and an undertaking is given by the Architect or Engineer certifying that building has ensured common access to all digital infrastructure to all Service providers in accordance with plan of creation of CTI.

CONDITION:

1 TECHNICAL APPROVAL IS HERE BY ACCORDED FOR ___ <<REs/Comm/others>> Building ____ << floors>> in of plot nos. __ Sy. No: __ situated at in ____ Village & ___ Mandal, ___ District in proceeding letter subject to conditions mentioned on Approved Plan Vide No.___ Dt: ___.
2 All the conditions imposed in Lr. No. ________ Dt: ___ are to be strictly followed.
3 The applicant shall construct the Building as per Sanctioned Plan if any deviations made in setbacks, the 10.00 % mortgaged Built Up Area forfeited, the technical approved building plans will be withdrawn and cancelled without notice and action will be taken as per law.
4 The Cellar/Stilt floor shall be used for parking purpose only and should not be used for any other purposes as per the G.O.Ms.No. 168 MA Dt: 07-04-2012 and its ammendments.
5 The Builder/Developer should construct sump, septic tank and underground drainage as per ISI standards. In addition to the drainage system available.
6 That the applicant shall comply the conditions laid down in the G.O.Ms.No. 168 MA Dt: 07-04-2012 and its Amended Government Orders.
7 This permission does not bar any public agency including HMDA/Local Body to acquire the lands for public purpose as per Law.
8 The Builder/Developer/Owner shall be responsible and ensure that the fire safety, structural stability requirements of the proposed complex are in accordance with the A.P Fire Services Act — 1999.
9 Automatic Sprinkler system is to be provided if the basement area exceeds 200 Sq. Mtrs Electrical wiring and installation shall be certified by the electrical engineers to Ensure electrical fire safety.
10 Transformers shall be provided with 4 hours Rating fire resistant constructions as per Rule 15 (e) of A.P Apartments (Promotion of constructions and ownership) rules, 1987.
11 If any litigations/discrepancy arises in future regarding ownership documents, the applicant is whole responsible and not made party to HMDA or its employees and plans deemed to be withdrawn and cancelled.
12 The HMWS and SB and T.S. Transco not to provide the permanent connection till to produce the occupancy certificate from the Sanctioning Authority.
13 If in case above said conditions are not adhered HMDA/Local Authority can withdraw the said permission.
14 If any cases are pending in court of law with regard to the site U/R and have adverse orders, the permission granted shall be deemed to be withdrawn and cancelled.
15 The applicant/ developer is the whole responsible if any loss of human life or any damage occurs while constructing the building and after construction of building and have no rights to claim to HMDA and its employees shall not be held as a party to any such dispute/ litigations.
16 The HMDA reserve the right to cancel the permission, if it is found that the permission is obtained by false statement or misinterpretation or suppression of any material facts or rule.

OFFICER DETAILS	
OFFICER NAME : DESIGNATION : DATE AND TIME :	
APPROVAL NO:	SEAL OF APPROVAL
DATE OF APPROVAL :	
OWNER'S SIGNATURE	ARCHITECT'S SIGNATURE
BUILDER'S SIGNATURE	STRUCTURAL ENGINEER'S SIGNATURE

Note: All dimensions are in meters.