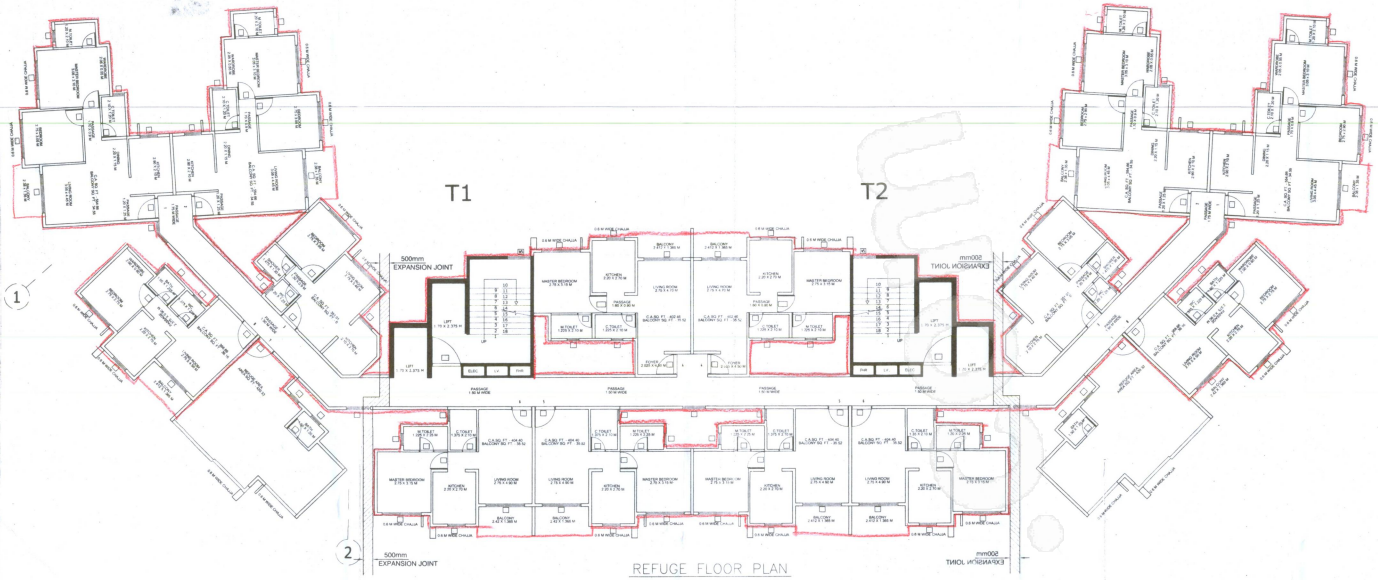

REFUGE FLOOR PLAN
8TH & 13TH FLOOR
SCALE – 1:100

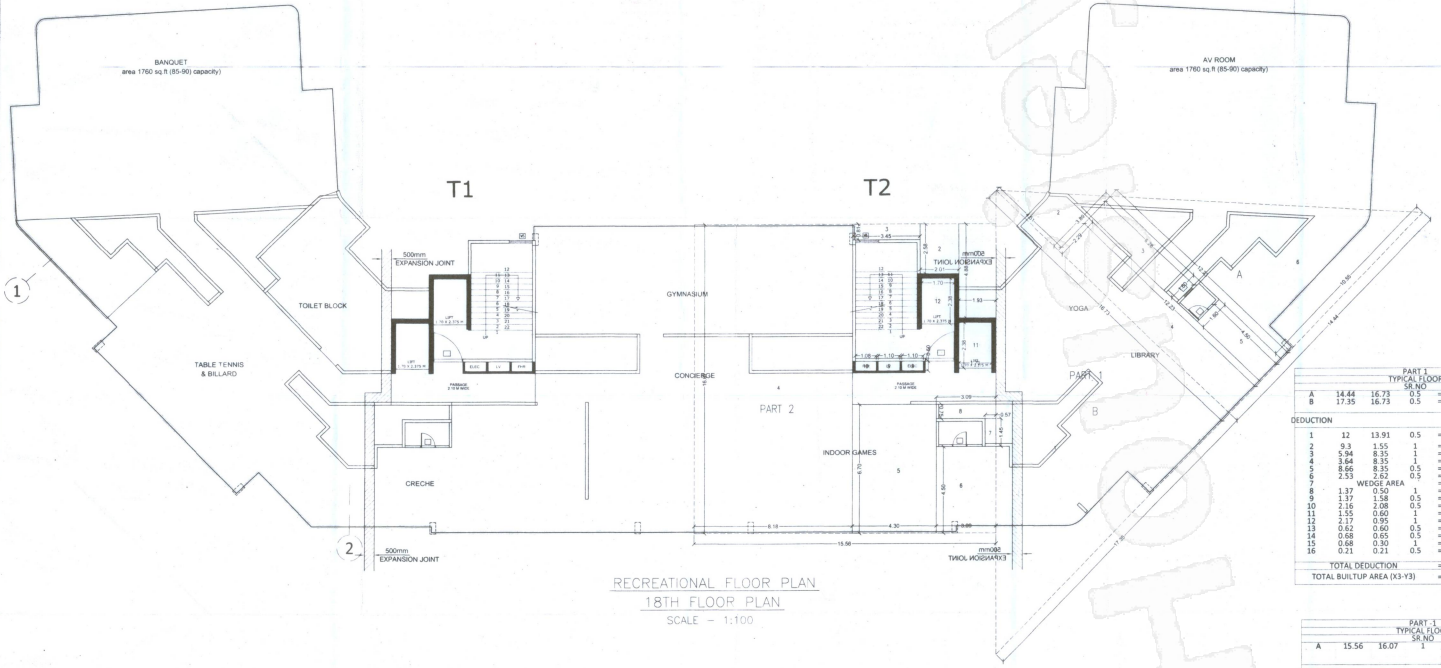

RECREATIONAL FLOOR PLAN
18TH FLOOR PLAN
SCALE – 1:100

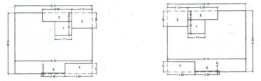

TOWER – 1 TOWER – 2

LINE AREA DIAGRAM OF REFUGE AREA
SCALE – 1:200

REFUGE AREA CALCULATION-TOWER 1 & 2						
R1	8.1	6.325	1	=	51.2325	SQ.MT	X
DEDUCTION						
1	1.765	1.45	1	=	2.55925	SQ.MT	
2	3.075	0.9	1	=	2.7675	SQ.MT	
3	2.125	1.6	1	=	3.4	SQ.MT	
4	2.85	1.075	1	=	3.06375	SQ.MT	
5	2.5	0.075	1	=	0.1875	SQ.MT	
TOTAL DEDUCTION				=	11.978	SQ.MT	Y
NET BUA				=	39.2545	SQ.MT	(X-Y)
OCCUPANT LOAD PER FLOOR				=	34	SQ.MT	
REFUGE AREA REQURED				=	20.4	SQ.MT	
REFUGE AREA PROVIDED				=	39.25	SQ.MT	

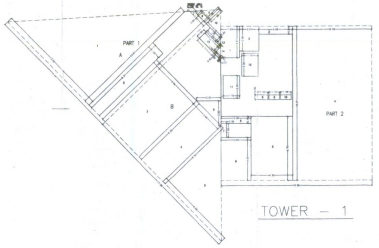

TOWER – 1

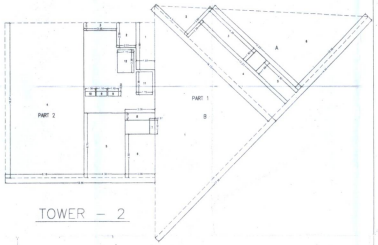

TOWER – 2

LINE AREA DIAGRAM OF RECREATIONAL FLOOR
SCALE – 1:200

PART 1 TYPICAL FLOOR SR.NO							
A	14.44	16.73	0.5	=	120.791	SQ.MT	
B	17.35	16.73	0.5	=	145.133		
					265.923	SQ.MT	X1
DEDUCTION							
1	12	13.91	0.5	=	83.46	SQ.MT	
2	9.3	1.55	1	=	14.415	SQ.MT	
3	5.94	8.35	1	=	49.599	SQ.MT	
4	3.64	8.35	1	=	30.394	SQ.MT	
5	8.66	8.35	0.5	=	36.1555	SQ.MT	
6	2.53	2.62	0.5	=	3.2143	SQ.MT	
7		WEDGE AREA		=	0.129	SQ.MT	
8	1.37	0.50	1	=	0.685	SQ.MT	
9	1.37	1.58	0.5	=	1.0823	SQ.MT	
10	2.16	2.08	0.5	=	2.2464	SQ.MT	
11	1.55	0.60	1	=	0.93	SQ.MT	
12	2.17	0.95	1	=	2.0615	SQ.MT	
13	0.62	0.60	0.5	=	0.186	SQ.MT	
14	0.68	0.65	0.5	=	0.221	SQ.MT	
15	0.68	0.30	1	=	0.204	SQ.MT	
16	0.21	0.21	0.5	=	0.02205	SQ.MT	
TOTAL DEDUCTION				=	225.105	SQ.MT	Y1
TOTAL BUILTUP AREA (X3-Y3)				=	40.8183	SQ.MT	Z1

PART -2 TYPICAL FLOOR SR.NO							
A	15.56	16.07	1	=	250.049	SQ.MT	
					250.049	SQ.MT	X2
DEDUCTION							
1	1.93	3.27	1	=	6.3111	SQ.MT	
2	2.01	2.58	1	=	5.1858	SQ.MT	
3	3.45	0.81	1	=	2.7945	SQ.MT	
4	8.18	16.070	1	=	131.453	SQ.MT	
5	4.3	6.7	1	=	28.81	SQ.MT	
6	3.09	4.5	1	=	13.905	SQ.MT	
7	0.565	1.45	1	=	0.81925	SQ.MT	
8	3.09	0.75	1	=	2.3175	SQ.MT	
9	1.1	0.50	2	=	1.1	SQ.MT	
10	1.08	0.50	1	=	0.54	SQ.MT	
11	1.7	2.38	1	=	4.046	SQ.MT	
12	1.7	2.38	1	=	4.046	SQ.MT	
TOTAL DEDUCTION				=	201.328	SQ.MT	Y2
TOTAL BUILTUP AREA (X3-Y3)				=	48.7215	SQ.MT	Z2

PART -1 TYPICAL FLOOR SR.NO							
A	15.56	16.07	1	=	250.049	SQ.MT	
					250.049	SQ.MT	X1
DEDUCTION							
1	1.93	4.88	1	=	9.4184	SQ.MT	
2	2.01	2.58	1	=	5.1858	SQ.MT	
3	3.45	0.81	1	=	2.7945	SQ.MT	
4	8.18	16.070	1	=	131.453	SQ.MT	
5	4.3	6.7	1	=	28.81	SQ.MT	
6	3.09	4.5	1	=	13.905	SQ.MT	
7	0.565	1.45	1	=	0.81925	SQ.MT	
8	3.09	0.75	1	=	2.3175	SQ.MT	
9	1.1	0.50	2	=	1.1	SQ.MT	
10	1.08	0.50	1	=	0.54	SQ.MT	
11	1.7	2.38	1	=	4.046	SQ.MT	
12	1.7	2.38	1	=	4.046	SQ.MT	
TOTAL DEDUCTION				=	204.435	SQ.MT	Y1
TOTAL BUILTUP AREA (X3-Y3)				=	45.6142	SQ.MT	Z1

PART -2 TYPICAL FLOOR SR.NO							
A	14.44	16.73	0.5	=	120.79	SQ.MT	
B	17.35	16.73	0.5	=	145.13	SQ.MT	
					265.92	SQ.MT	X2
DEDUCTION							
1	17.35	16.73	0.5	=	145.13	SQ.MT	
2	3.89	4.51	0.5	=	8.772	SQ.MT	
3	1.6	6.28	1	=	10.048	SQ.MT	
4	2.29	12.23	1	=	28.007	SQ.MT	
5	1.6	4.5	1	=	7.2	SQ.MT	
6	10.55	12.23	0.5	=	64.543	SQ.MT	
TOTAL DEDUCTION				=	263.67	SQ.MT	Y2
TOTAL BUILTUP AREA (X3-Y3)				=	2.2507	SQ.MT	Z2

DESCRIPTION OF PROPOSAL AND PROPORTY

PROPOSED RESI BLDG. ON PLOT BEARING, S.NO.– 38/1/A, 38/1/B, 38/1/E, 38/1/F, 38/1/J, 37/2, 58/2/2, 58/2/B, VILLAGE – NANDIVALI PANCHANAND, DOMBIVILI (E) TALUKA – KALYAN, DIST.– THANE.

STAMP OF APPROVAL OF PLANS | SHEET NO. 3/4

OFFICE OF THE KALYAN DOMBIVLI MUNICIPAL CORPORATION, KALYAN.
Building Permit No. KDMC/TP/BP/27/Village/2022-23/30.
Date:- 19/01/2023.
SANCTIONED

ASSISTANT DIRECTOR OF TOWN PLANNING
Kalyan-Dombivli Municipal Corporation

CERTIFICATE OF AREA

CERTIFIED THAT I HAVE SURVEYED THE PLOT UNDER REFERANCE ON 03/08/2021 THAT THE DIMENSIONS OF SIDES ETC. OF THE PLOT STATED ON THE PLAN ARE AS MEASURED ON SITE AND THE AREA SO WORKED OUT IS 1315.00 SQ.MT. AND TALLIES WITH THE AREA STATED IN DOCUMENT OF OWNER SHIP, TOWN PLANNING SCHEME RECORDS.

SIGNATURE OF ARCHITECT

CERTIFICATE OF R.C.C. CONSULTANT

THE R.C.C PLANS PREPARED BY ME ARE IN ACCORDANCE WITH THE NORMS AS SPECIFIED BY INDIAN STANDARD INSTITUTE AND I WILL BE HELD RESPONSIBLE FOR ANY DAMAGE CAUSED BY IN EARTHQUAKE DUE TO NEGLIENCE OF STANDARDS.

SIGNATURE OF R.C.C. DESIGNER

OWNERS DECLARATION

I/WE UNDERSIGNED HEREBY CONFIRM THAT I/WE WOULD ABIDE BY PLANS APPROVED BY AUTHORITY/COLLECTOR. I/WE WOULD EXECUTE THE WORK UNDER SUPERVISION OF PROPER TECHNICAL PERSON SO AS TO ENSURE THE QUALITY AND SAFETY ATH THE WORK SITE.

M/S GLEN SQUARE
P.O.A. HOLDER – PRASHANT SHUKLA

OWNER NAME–
MHATRE FAMILY & OTHERS

SHEET NO :	SCALE	DESIGN BY :	DRAWN BY :	CHKD BY :
3 OF 4	AS STATED	—	—	—

NAME AND ADDRESS OF ARCHITECT

ARCHITECT: UDAY M. CHOPDA
CA/2017/78336
UC ASSOCIATES
ARCHITECT & INTERIOR DESIGNER
A/202, SARVODAY AANGAN, PANDURANG WADI, NEAR SAI BABA TEMPLE, MANPADA ROAD, DOMBIVLI (EAST) – 421201. EMAIL : ucassociates29@gmail.com MOB : 7666283484