Main Project Title :PLAN SHOWING THE PROPOSED RESIDENTIAL APARTMENTS IN SURVEYNO: 344, 347p, 348, 349, 350 SITUATED AT PUPPALGUDA VILLAGE, GANDIPET REVENUE MANDAL, R.R DISTRICT.Belonging To:M/s. LANSUM & MK REALTY LLP.REPRESENTED BY Sri. SOWRYA MOTHKURI, S/o Sri. M. SOMABRAHMAM and Sri. K. UMESH, S/o Late K.N. RAO.

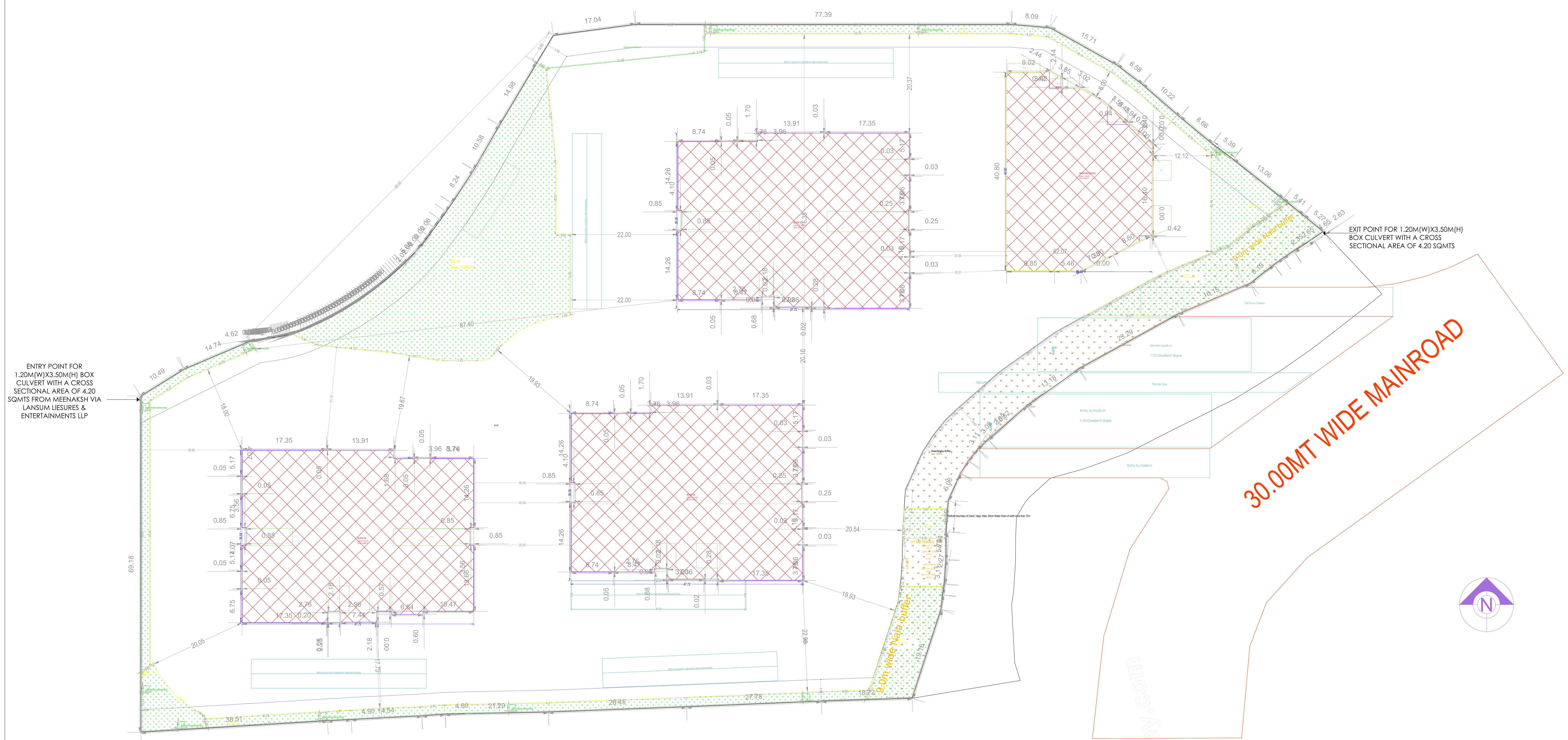


SITE PLAN
(Scale - 1:200)

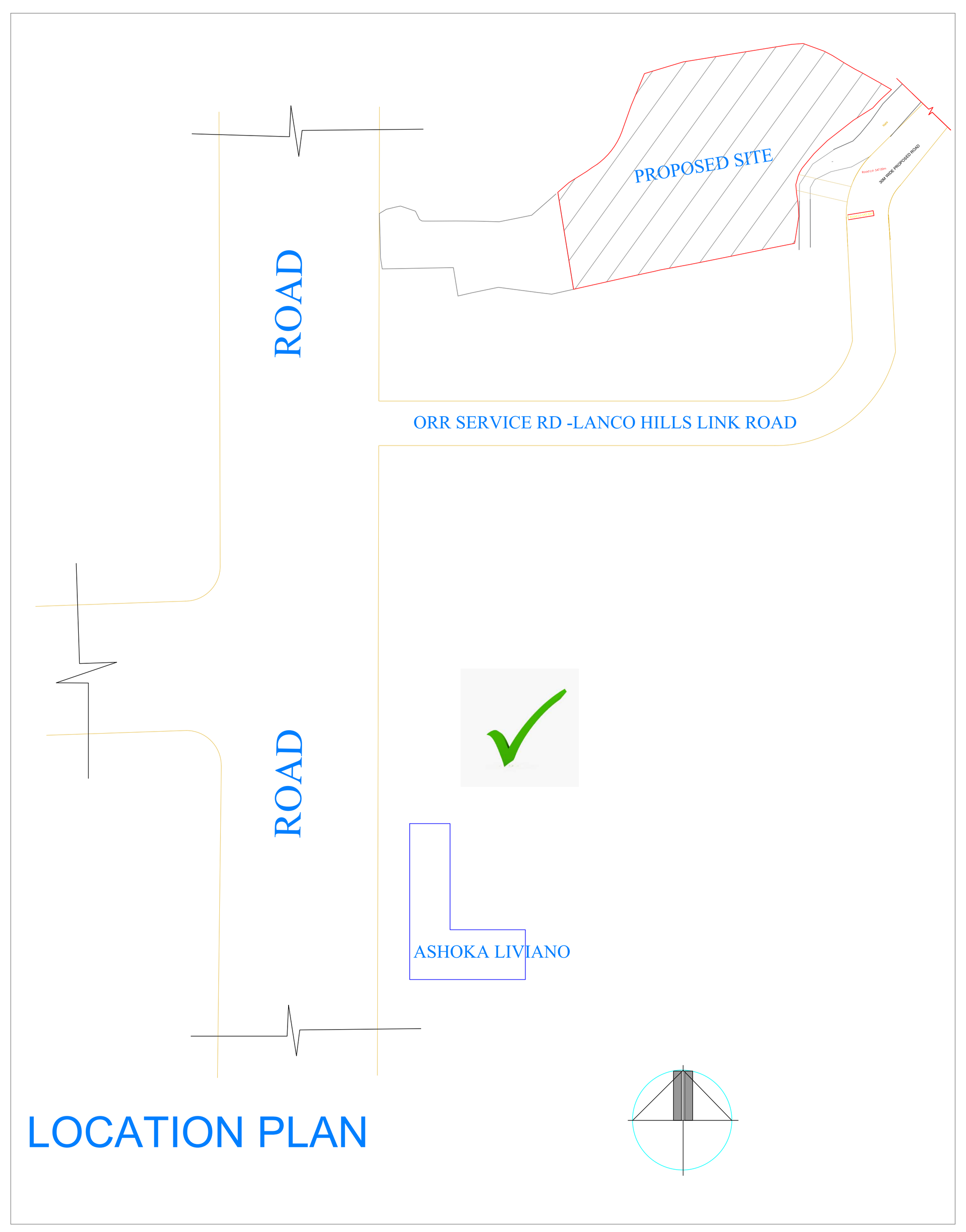


Location Plan

| FILE DETAILS | | | |
|---|---|---|---|
| LTP NAME : | Lansum Properties | | |
| LTP LICENCE NO : | 2023 | DATE : | 08-09-2024 |
| FILE NO : | TS/047618/2024 | SHEET NO.: | 1 / 15 |
| SHEET NAME : | Layout Plan Details - Building Plan Details | | |

| AREA STATEMENT | |
|---|---|
| PROJECT DETAIL | |
| PROJECT TYPE | Building Permission |
| NATURE OF DEVELOPMENT | REVISION |
| Authority | HMDA |
| ULB | HMDA |
| LOCATION | EXTENDED AREA OF ERSTWHILE HUDA (HMDA) |
| SUB LOCATION | NEW AREAS / APPROVED LAYOUT AREAS |
| STATE | TELANGANA |
| Building USE | Residential |
| Building SUB USE | Residential |
| BUILDING TYPE | |
| AREA DETAILS | |
| AREA OF PLOT (Minimum) | 23061.94 |
| NET AREA OF PLOT | 23061.94 |
| PROPOSED AREA DETAILS | |
| VACANT PLOT AREA | 17130.47 |
| TOTAL PROPOSED BUILT UP AREA EXCLUDING PARKING | 301192.15 |
| TOTAL PROPOSED BUILT UP AREA INCLUDING PARKING | 372088.45 |

Color Notes

| COLOR INDEX |
|---|
| PLOT BOUNDARY |
| ABUTTING ROAD |
| PROPOSED CONSTRUCTION |
| COMMON PLOT |
| ROAD WIDENING AREA |
| EXISTING (To be retained) |
| EXISTING (To be demolished) |

BUILDING USE / BUILDING SUBUSE DETAIL

| BUILDING NAME | BUILDING USE | BUILDING SUBUSE | BUILDING TYPE | FLOOR DETAILS |
|---|---|---|---|---|
| BLOCK (C) | Residential | Residential Apartment Bldg | NA | 4 Cellars + 1 Stilt + 60 upper floors |
| BLOCK (B) | Residential | Residential Apartment Bldg | NA | 4 Cellars + 1 Stilt + 60 upper floors |
| BLOCK (A) | Residential | Residential Apartment Bldg | NA | 4 Cellars + 1 Stilt + 60 upper floors |
| AMENITIES (BLOCK) | Commercial | Commercial Bldg | NA | 4 Cellars + 1 Ground + 7 upper floors |

NET BUILT UP AREA AND DWELLING UNITS DETAILS

| BUILDING NAME | NO OF BLDG | TOTAL BUA | DEDUCTIONS | | | NET BUA | | TNMTS. | Carpet Area other than Dwelling Unit | PARKING AREA | NET PARKING |
|---|---|---|---|---|---|---|---|---|---|---|---|
| | | | VSHAFT | VOID | ACCES. | RESI. | COMM. | | | | |
| BLOCK (C) | 1 | 99177.70 | 125.74 | 745.89 | 754.91 | 98050.93 | 0.00 | 182 | 672.47 | 0.00 | 0.00 |
| BLOCK (B) | 1 | 99375.46 | 139.31 | 931.02 | 927.66 | 97868.21 | 0.00 | 214 | 678.46 | 0.00 | 0.00 |
| BLOCK (A) | 1 | 178678.70 | 2415.34 | 849.91 | 5638.73 | 98049.65 | 0.00 | 206 | 671.19 | 70896.30 | 70896.30 |
| AMENITIES (BLOCK) | 1 | 8234.37 | 0.00 | 839.91 | 171.10 | 0.00 | 7223.36 | 00 | 0.00 | 0.00 | 0.00 |
| GRAND TOTAL | 4 | 385466.23 | 2680.39 | 3366.73 | 7492.40 | 293968.79 | 7223.36 | 602.00 | 2022.12 | 70896.30 | 70896.30 |

Mortgage Area Details

| Type of Mortgage | Building Name | Floor Name | Proposed Carpet Area Name | Mortgage Area(Sq.mt.) | |
|---|---|---|---|---|---|
| | | | | Required | Proposed |
| Built Up Area to Mortgage | BLOCK (C), BLOCK (B), BLOCK (A), AMENITIES (BLOCK) | TYPICAL -58 & 59 FLOOR PLAN, FIFTYSEVENTH FLOOR PLAN, TYPICAL - 55, 56, 58, 59 FLOOR PLAN, TYPICAL -7, 8 FLOOR PLAN, TYPICAL - 50-54 FLOOR PLAN, TYPICAL -49, 57 FLOOR PLAN, FIRST FLOOR PLAN, TYPICAL - 42-48 FLOOR PLAN, FIRST FLOOR PLAN, SECOND FLOOR PLAN, THIRD FLOOR PLAN, FOURTH FLOOR PLAN, FIFTH FLOOR PLAN, SIXTH FLOOR PLAN, SEVENTH FLOOR PLAN | SPLIT C-TYP-1-4, SPLIT C-TYP-1-4, SPLIT C-TYP-1-1, SPLIT C-TYP-1-1, SPLIT C-TYP-1-1, SPLIT C-TYP-1-2, SPLIT C-TYP-1-2, SPLIT C-TYP-1-2, SPLIT C-TYP-2-4, SPLIT C-TYP-2-4, SPLIT C-TYP-2-3, SPLIT C-TYP-2-3, 2SPLIT B-TYP-1-1, 2SPLIT B-TYP-1-2, 2SPLIT B-TYP-1-2, 2SPLIT B-TYP-1-3, 2SPLIT B-TYP-1-4, 3SPLIT B-TYP-1, 3SPLIT B-TYP-2, 3SPLIT B-TYP-2, 3SPLIT B-TYP-3, 3SPLIT B-TYP-4, 4SPLIT B-TYP-1-1, SPLIT B-TYP-1-1, SPLIT B-TYP-1-2, 4SPLIT B-TYP-1-2, 4SPLIT B-TYP-1-2, 4SPLIT B-TYP-1-3, 4SPLIT B-TYP-1-4, 5SPLIT B-TYP-2-4, 5SPLIT B-TYP-2-3, , 2SPLIT A-TYP-1-4, 2SPLIT A-TYP-1-3, SPLIT A-TYP-1-2, 2SPLIT A-TYP-1-2, SPLIT A-TYP-1-1, 2SPLIT A-TYP-1-1, 2SPLIT A-TYP-1-1, , , , , , , , , , , , | 30119.21 (10%) | 30298.57 |
| Built-up area to Mortgage for DC | BLOCK (C), BLOCK (B), BLOCK (A) | TYPICAL -58 & 59 FLOOR PLAN, FIFTYSEVENTH FLOOR PLAN, TYPICAL -55 & 56 FLOOR PLAN, TYPICAL -49, 57 FLOOR PLAN, TYPICAL - 50-56, 58 &59 FLOOR PLAN | SPLIT C-TYP-1-3, SPLIT C-TYP-2-1, SPLIT C-TYP-2-1, SPLIT C-TYP-2-1, SPLIT C-TYP-2-2, SPLIT C-TYP-2-2, SPLIT C-TYP-2-2, SPLIT C-TYP-1-4, SPLIT C-TYP-1-4, SPLIT C-TYP-1-1, SPLIT C-TYP-1-1, SPLIT C-TYP-1-1, SPLIT C-TYP-1-2, SPLIT C-TYP-1-2, SPLIT C-TYP-1-2, SPLIT C-TYP-1-3, 5SPLIT B-TYP-2-2, 3SPLIT A-TYP-1-1, 3SPLIT A-TYP-1-2, 3SPLIT A-TYP-1-2, 3SPLIT A-TYP-1-3, 3SPLIT A-TYP-1-4 | 15059.61 (5%) | 15304.98 |
| Built-up area to Mortgage for City level | BLOCK (C), BLOCK (B), BLOCK (A), AMENITIES (BLOCK) | SECOND FLOOR PLAN, SECOND FLOOR PLAN, SECOND FLOOR PLAN, GROUND FLOOR PLAN | SPLIT C-TYP-4, SPLIT C-TYP-4, SPLIT C-TYP-1, SPLIT C-TYP-1, SPLIT C-TYP-1, SPLIT C-TYP-2, SPLIT C-TYP-2, SPLIT C-TYP-2, 1SPLIT B-TYP-3, 1SPLIT B-TYP-3, 1SPLIT B-TYP-4, 1SPLIT B-TYP-4, SPLIT B-TYP-1, 1SPLIT B-TYP-1, 1SPLIT B-TYP-1, SPLIT B-TYP-2, 1SPLIT B-TYP-2, 1SPLIT A-TYP-1, 1SPLIT A-TYP-2, 1SPLIT A-TYP-2, 1SPLIT A-TYP-3, 1SPLIT A-TYP-4, | 840.12 (5%) | 923.83 |
| Built-up area to Mortgage for City level | BLOCK (C), BLOCK (B), BLOCK (A), AMENITIES (BLOCK) | SECOND FLOOR PLAN, SECOND FLOOR PLAN, SECOND FLOOR PLAN, GROUND FLOOR PLAN | SPLIT C-TYP-4, SPLIT C-TYP-4, SPLIT C-TYP-1, SPLIT C-TYP-1, SPLIT C-TYP-1, SPLIT C-TYP-2, SPLIT C-TYP-2, SPLIT C-TYP-2, 1SPLIT B-TYP-3, 1SPLIT B-TYP-3, 1SPLIT B-TYP-4, 1SPLIT B-TYP-4, SPLIT B-TYP-1, 1SPLIT B-TYP-1, 1SPLIT B-TYP-1, SPLIT B-TYP-2, 1SPLIT B-TYP-2, 1SPLIT A-TYP-1, 1SPLIT A-TYP-2, 1SPLIT A-TYP-2, 1SPLIT A-TYP-3, 1SPLIT A-TYP-4, | 838.05 (5%) | 1259.32 |
| Built-up area to Mortgage for City level | BLOCK (C), BLOCK (B), BLOCK (A), AMENITIES (BLOCK) | SECOND FLOOR PLAN, SECOND FLOOR PLAN, SECOND FLOOR PLAN, GROUND FLOOR PLAN | SPLIT C-TYP-4, SPLIT C-TYP-4, SPLIT C-TYP-1, SPLIT C-TYP-1, SPLIT C-TYP-1, SPLIT C-TYP-2, SPLIT C-TYP-2, SPLIT C-TYP-2, 1SPLIT B-TYP-3, 1SPLIT B-TYP-3, 1SPLIT B-TYP-4, 1SPLIT B-TYP-4, SPLIT B-TYP-1, 1SPLIT B-TYP-1, 1SPLIT B-TYP-1, SPLIT B-TYP-2, 1SPLIT B-TYP-2, 1SPLIT A-TYP-1, 1SPLIT A-TYP-2, 1SPLIT A-TYP-2, 1SPLIT A-TYP-3, 1SPLIT A-TYP-4, | 840.12 (5%) | 1214.36 |
| Built-up area to Mortgage for City level | BLOCK (C), BLOCK (B), BLOCK (A), AMENITIES (BLOCK) | SECOND FLOOR PLAN, SECOND FLOOR PLAN, SECOND FLOOR PLAN, GROUND FLOOR PLAN | SPLIT C-TYP-4, SPLIT C-TYP-4, SPLIT C-TYP-1, SPLIT C-TYP-1, SPLIT C-TYP-1, SPLIT C-TYP-2, SPLIT C-TYP-2, SPLIT C-TYP-2, 1SPLIT B-TYP-3, 1SPLIT B-TYP-3, 1SPLIT B-TYP-4, 1SPLIT B-TYP-4, SPLIT B-TYP-1, 1SPLIT B-TYP-1, 1SPLIT B-TYP-1, SPLIT B-TYP-2, 1SPLIT B-TYP-2, 1SPLIT A-TYP-1, 1SPLIT A-TYP-2, 1SPLIT A-TYP-2, 1SPLIT A-TYP-3, 1SPLIT A-TYP-4, | 361.17 (5%) | 730.38 |

Buffer Zone Details

| Sl.No. | Type of Buffer Zone | Buffer Area (Sq.Mt) |
|---|---|---|
| 1 | WaterBodies Buffer | 1275.76 |
| Total : | | 1275.76 |

REQUIRED PARKING

| Building Name | Type | Subuse | Proposed Net Built-Up Area | Parking Percentage | Visitor Parking Percentage | Req. Parking Area(Sq.Mts.) |
|---|---|---|---|---|---|---|
| BLOCK (C) | Residential | Residential Apartment Bldg | 98051.01 | 19610.21 (20 %) | 1961.02 (10 %) | 21571.23 |
| BLOCK (B) | Residential | Residential Apartment Bldg | 97868.15 | 19573.63 (20 %) | 1957.36 (10 %) | 21530.99 |
| BLOCK (A) | Residential | Residential Apartment Bldg | 98049.73 | 19609.95 (20 %) | 1961.00 (10 %) | 21570.95 |
| AMENITIES (BLOCK) | Commercial | Commercial Bldg | 7223.36 | 2167.01 (30 %) | 216.70 (10 %) | 2383.71 |

Parking Check

| Vehicle Type | Required | Proposed Area(Sq.mt.) |
|---|---|---|
| Parking Area | 60960.80 | 70896.30 |
| Visitor's Car Parking | 6096.08 | 7243.61 |
| On Site | - | 0.00 |
| Total | 67056.88 | 70896.30 |
| No of Cars Proposed | 1372 | |

GENERAL CONDITIONS:

1.A dual piping system is a type of plumbing system where two separate sets of pipes are installed to distribute water in a building. One set of pipes carries potable or drinking water, while the other set of pipes carries non-potable or reclaimed water. The potable water pipes are connected to the main water supply and distribute water for drinking, cooking, and bathing. The non-potable or reclaimed water pipes carry water that has been treated and recycled from sources like rainwater, greywater from sinks and showers, or treated wastewater.
2.Parking places in buildings shall be provided with Electric Vehicle Charging Infrastructure as per Central Electricity Authority (CEA) Technical Requirements for Connection of Distributed Generation Sources, CEA Measures of Safety Regulations, 2010 and Ministry of Power Consolidated Guidelines and Standards for EV Charging Infrastructure, as amended from time to time".
3.For Constructions over 10,000 Sq.mt and above and in case of Group Housing Buildings where there are 100 units and above, the plumbing arrangement shall be made in a way that the potable water shall be used for drinking, cooking and bathing only and for rest of the uses, provision for dual piping system shall be made.
4.New building constructions shall have to properly demarcate sections within buildings and on rooftops for housing Broadband/digital connectivity infrastructure / antenna. These areas should have access to power supply for reliable, always on services. Further, Computer Telephony Integration (CTI) of a building shall include the common duct to access the common space used as telecomn room inside the building.
5.Occupancy Certificate to a building shall be granted only after ensuring that the CTI as per the prescribed standards is in place and an undertaking is given by the Architect or Engineer certifying that building has ensured common access to all digital infrastructure to all Service providers in accordance with plan of creation of CTI.

CONDITION:

1 TECHNICAL APPROVAL IS HERE BY ACCORDED FOR ___ <<REs/Comm/others>> Building ____ << floors>> in of plot nos. __ Sy. No: __ situated at in ____ Village & ___ Mandal, ___ District in proceeding letter subject to conditions mentioned on Approved Plan Vide No.___ Dt: ___.
2 All the conditions imposed in Lr. No. ________ Dt: ___ are to be strictly followed.
3 The applicant shall construct the Building as per Sanctioned Plan if any deviations made in setbacks, the 10.00 % mortgaged Built Up Area forfeited, the technical approved building plans will be withdrawn and cancelled without notice and action will be taken as per law.
4 The Cellar/Stilt floor shall be used for parking purpose only and should not be used for any other purposes as per the G.O.Ms.No. 168 MA Dt: 07-04-2012 and its ammendments.
5 The Builder/Developer should construct sump, septic tank and underground drainage as per ISI standards. In addition to the drainage system available.
6 That the applicant shall comply the conditions laid down in the G.O.Ms.No. 168 MA Dt: 07-04-2012 and its Amended Government Orders.
7 This permission does not bar any public agency including HMDA/Local Body to acquire the lands for public purpose as per Law.
8 The Builder/Developer/Owner shall be responsible and ensure that the fire safety, structural stability requirements of the proposed complex are in accordance with the A.P Fire Services Act — 1999.
9 Automatic Sprinkler system is to be provided if the basement area exceeds 200 Sq. Mtrs Electrical wiring and installation shall be certified by the electrical engineers to Ensure electrical fire safety.
10 Transformers shall be provided with 4 hours Rating fire resistant constructions as per Rule 15 (e) of A.P Apartments (Promotion of constructions and ownership) rules, 1987.
11 If any litigations/discrepancy arises in future regarding ownership documents, the applicant is whole responsible and not made party to HMDA or its employees and plans deemed to be withdrawn and cancelled.
12 The HMWS and SB and T.S. Transco not to provide the permanent connection till to produce the occupancy certificate from the Sanctioning Authority.
13 If in case above said conditions are not adhered HMDA/Local Authority can withdraw the said permission.
14 If any cases are pending in court of law with regard to the site U/R and have adverse orders, the permission granted shall be deemed to be withdrawn and cancelled.
15 The applicant/ developer is the whole responsible if any loss of human life or any damage occurs while constructing the building and after construction of building and have no rights to claim to HMDA and its employees shall not be held as a party to any such dispute/ litigations.
16 The HMDA reserve the right to cancel the permission, if it is found that the permission is obtained by false statement or misinterpretation or suppression of any material facts or rule.

| OFFICER DETAILS | |
|---|---|
| OFFICER NAME : | |
| DESIGNATION : | |
| DATE AND TIME : | |
| APPROVAL NO: | SEAL OF APPROVAL |
| DATE OF APPROVAL : | |
| OWNER'S SIGNATURE | ARCHITECT'S SIGNATURE |
| BUILDER'S SIGNATURE | STRUCTURAL ENGINEER'S SIGNATURE |

Note: All dimensions are in meters.

Main Project Title :PLAN SHOWING THE PROPOSED RESIDENTIAL APARTMENTS IN SURVEYNO: 344, 347p, 348, 349, 350 SITUATED AT PUPPALGUDA VILLAGE, GANDIPET REVENUE MANDAL, R.R DISTRICT.Belonging To:M/s. LANSUM & MK REALTY LLP.REPRESENTED BY Sri. SOWRYA MOTHKURI, S/o Sri. M. SOMABRAHMAM and Sri. K. UMESH, S/o Late K.N. RAO.

COMBINED TERRACE ROOF

# COMBINED TERRACE (Lobby) FLOOR PLAN

(SCALE 1:100)

Note: All dimensions are in meters.

Main Project Title :PLAN SHOWING THE PROPOSED RESIDENTIAL APARTMENTS IN SURVEYNO: 344, 347p, 348, 349, 350 SITUATED AT PUPPALGUDA VILLAGE, GANDIPET REVENUE MANDAL, R.R DISTRICT.Belonging To:M/s. LANSUM & MK REALTY LLP.REPRESENTED BY Sri. SOWRYA MOTHKURI, S/o Sri. M. SOMABRAHMAM and Sri. K. UMESH, S/o Late K.N. RAO.

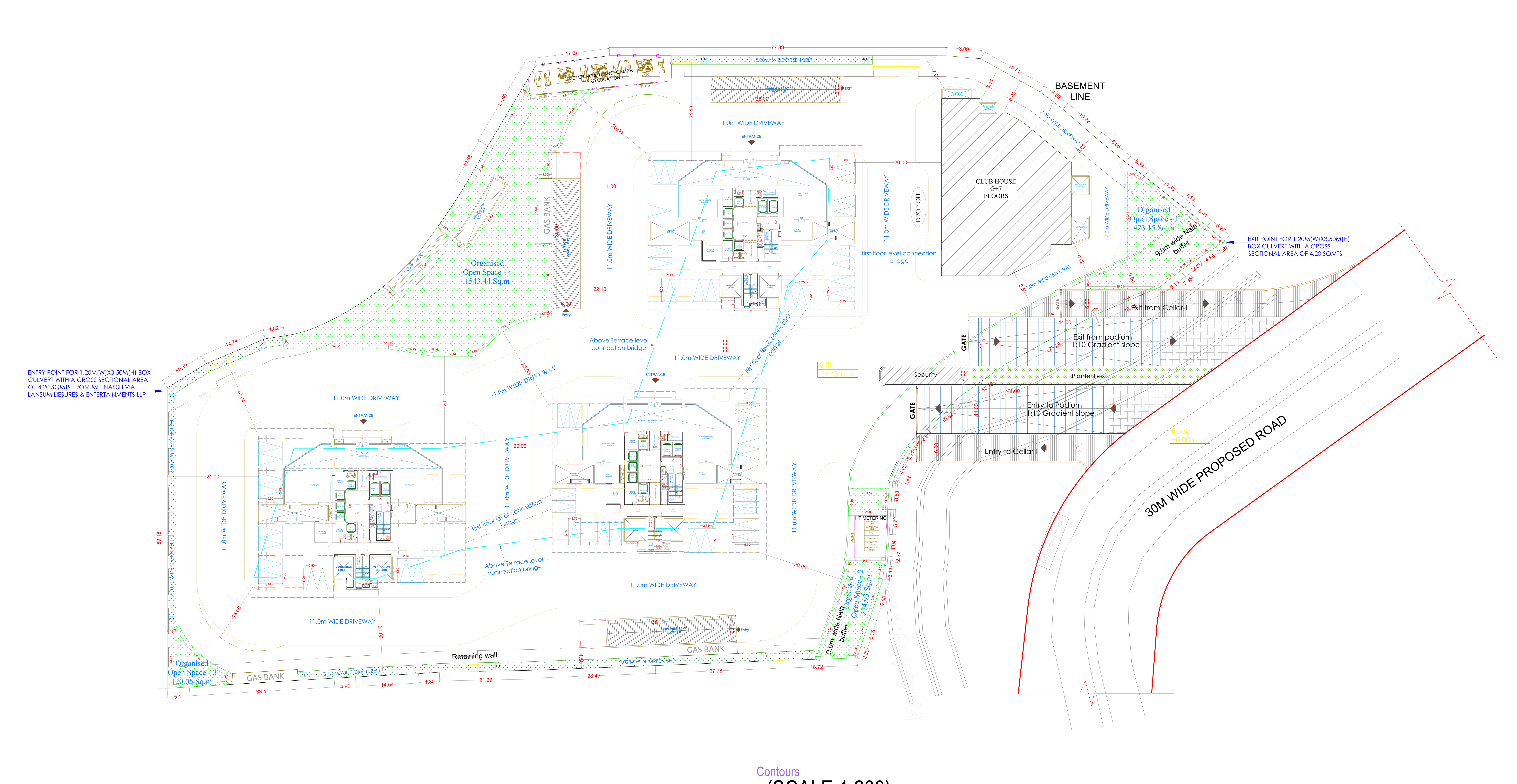


(SCALE 1:200)

Note: All dimensions are in meters.

Project Title :PLAN SHOWING THE PROPOSED RESIDENTIAL APARTMENTS IN SURVEYNO: 344, 347p, 348, 349, 350 SITUATED AT PUPPALGUDA VILLAGE, GANDIPET REVENUE MANDAL, R.R DISTRICT.Belonging To:M/s. LANSUM & MK REALTY LLP.REPRESENTED BY Sri. SOWRYA MOTHKURI, S/o Sri. M. SOMABRAHMAM and Sri. K. UMESH, S/o Late K.N. RAO.

| FILE DETAILS | | |
|---|---|---|
| LTP NAME : Lansum Properties | | |
| LTP LICENCE NO : 2023 | | DATE : 08-09-2024 |
| FILE NO : TS/047618/2024 | | SHEET NO.: 4 / 15 |
| SHEET NAME : Building Plan Details | | |

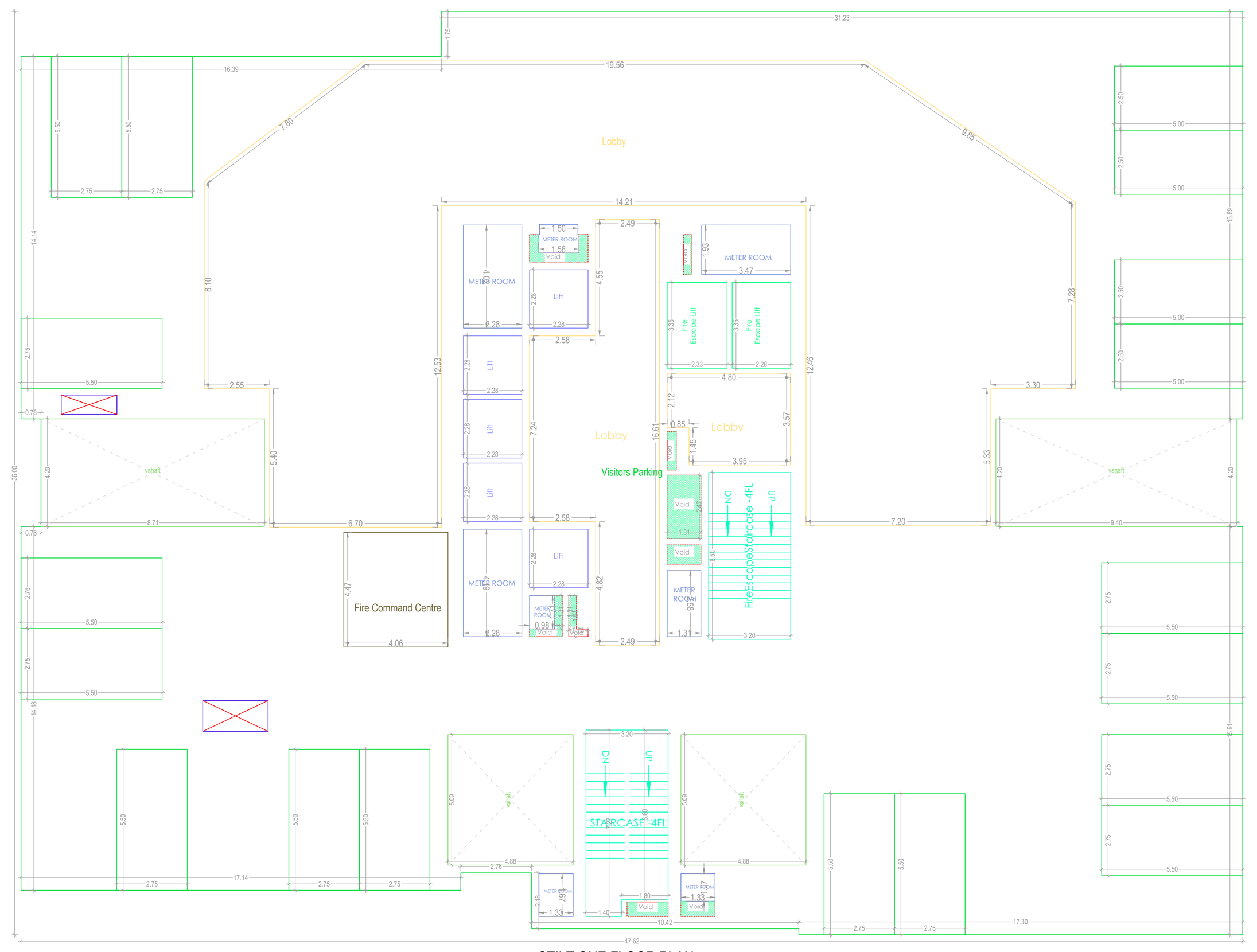

STILT ONE FLOOR PLAN
(SCALE 1:100)

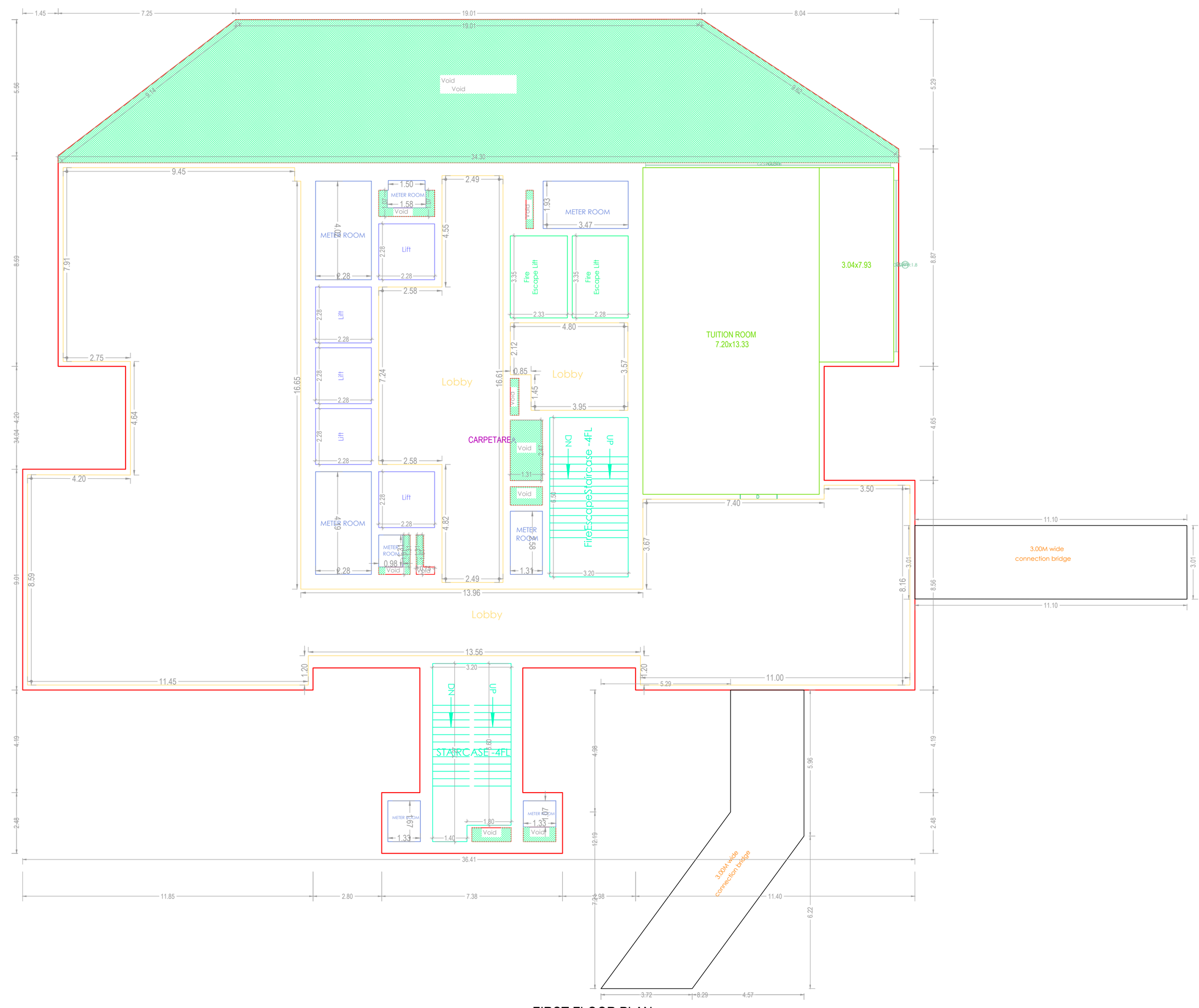

FIRST FLOOR PLAN
(Proposed)
(SCALE 1:100)

SECOND FLOOR PLAN
(Proposed)
(SCALE 1:100)

TYPICAL - 3-9 FLOOR PLAN
(Proposed)
(SCALE 1:100)

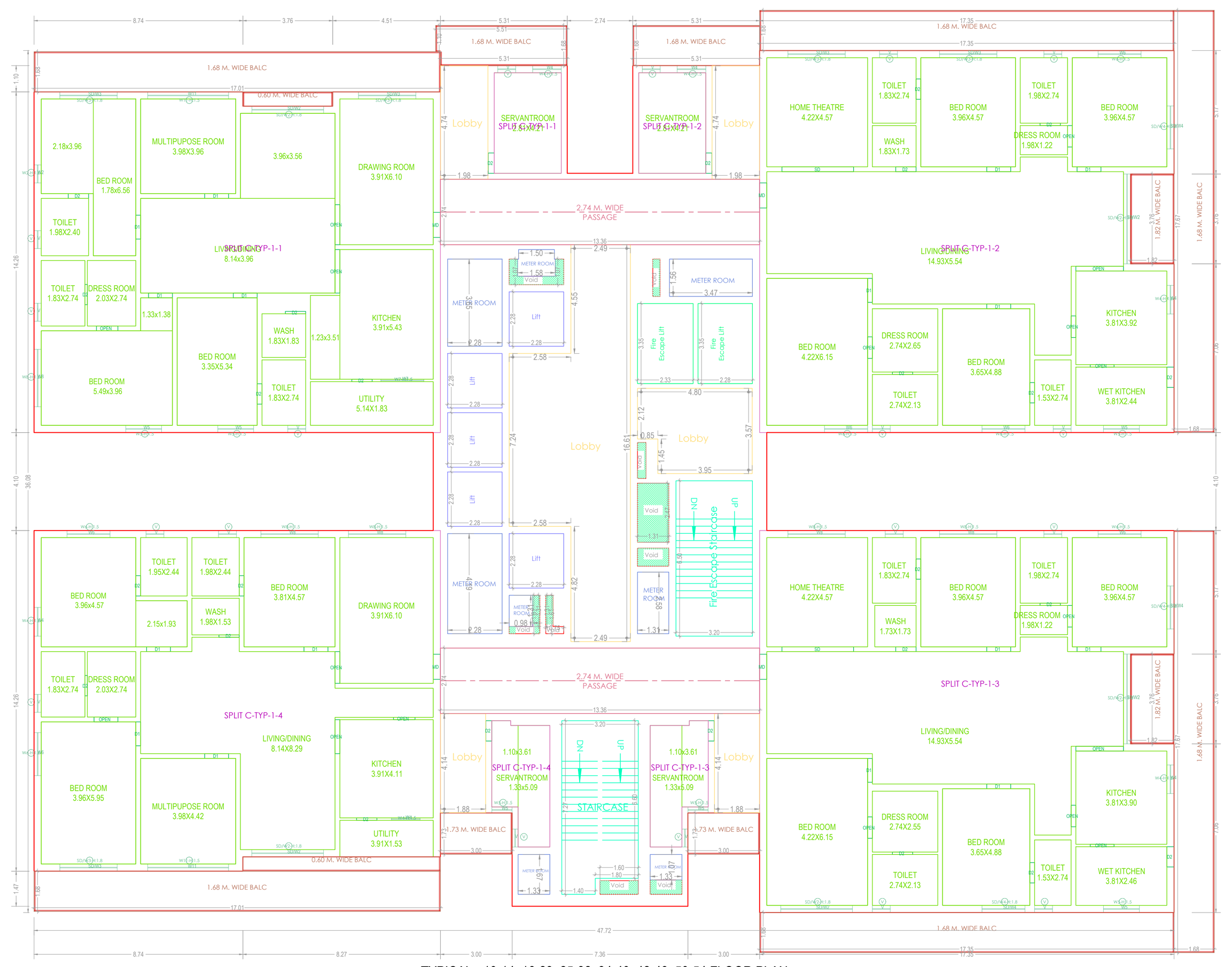

TYPICAL - 10-14, 16-23, 25-32, 34-40, 42-48, 50-54 FLOOR PLAN
(Proposed)
(SCALE 1:100)

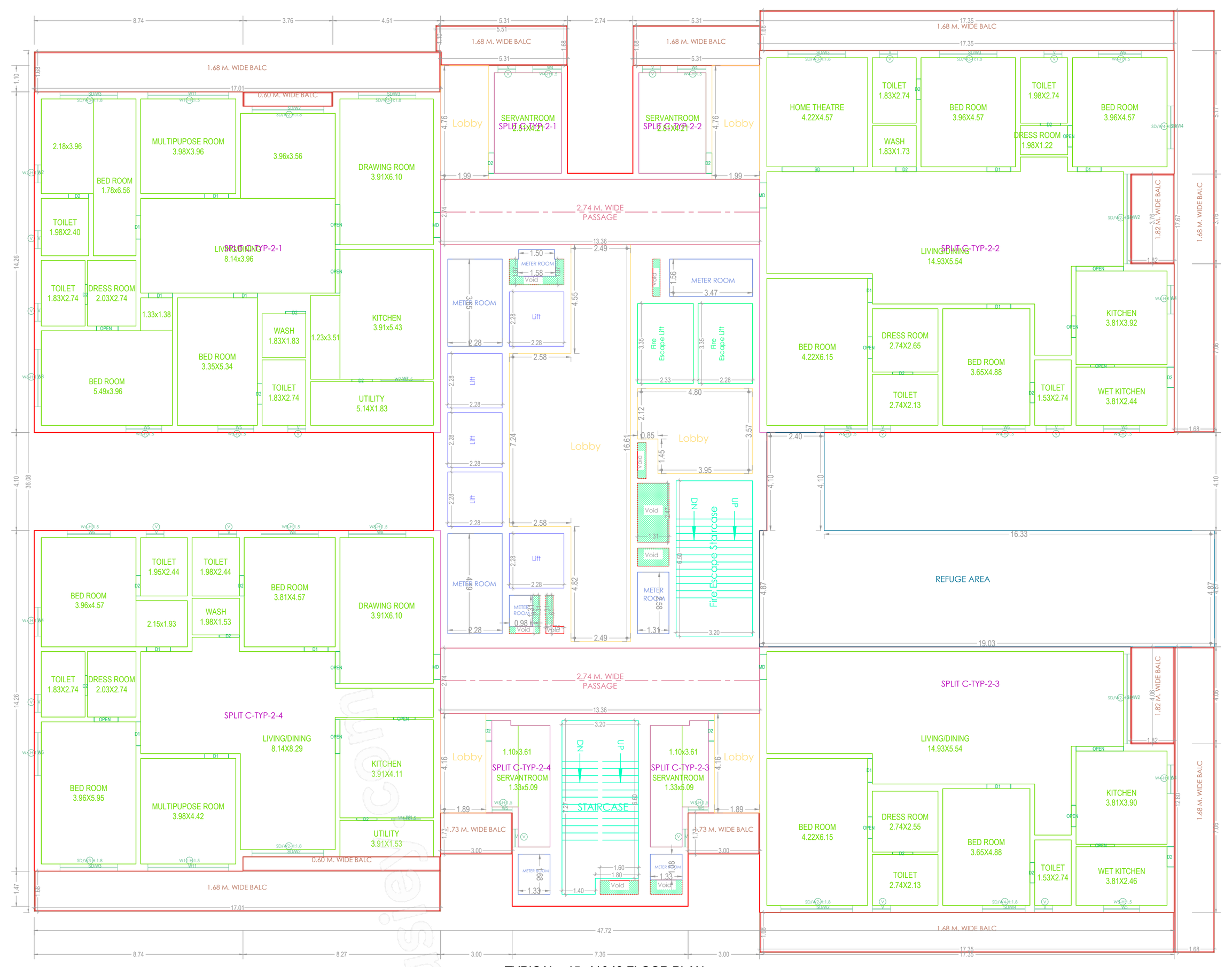

TYPICAL - 15, 41&49 FLOOR PLAN
(Proposed)
(SCALE 1:100)

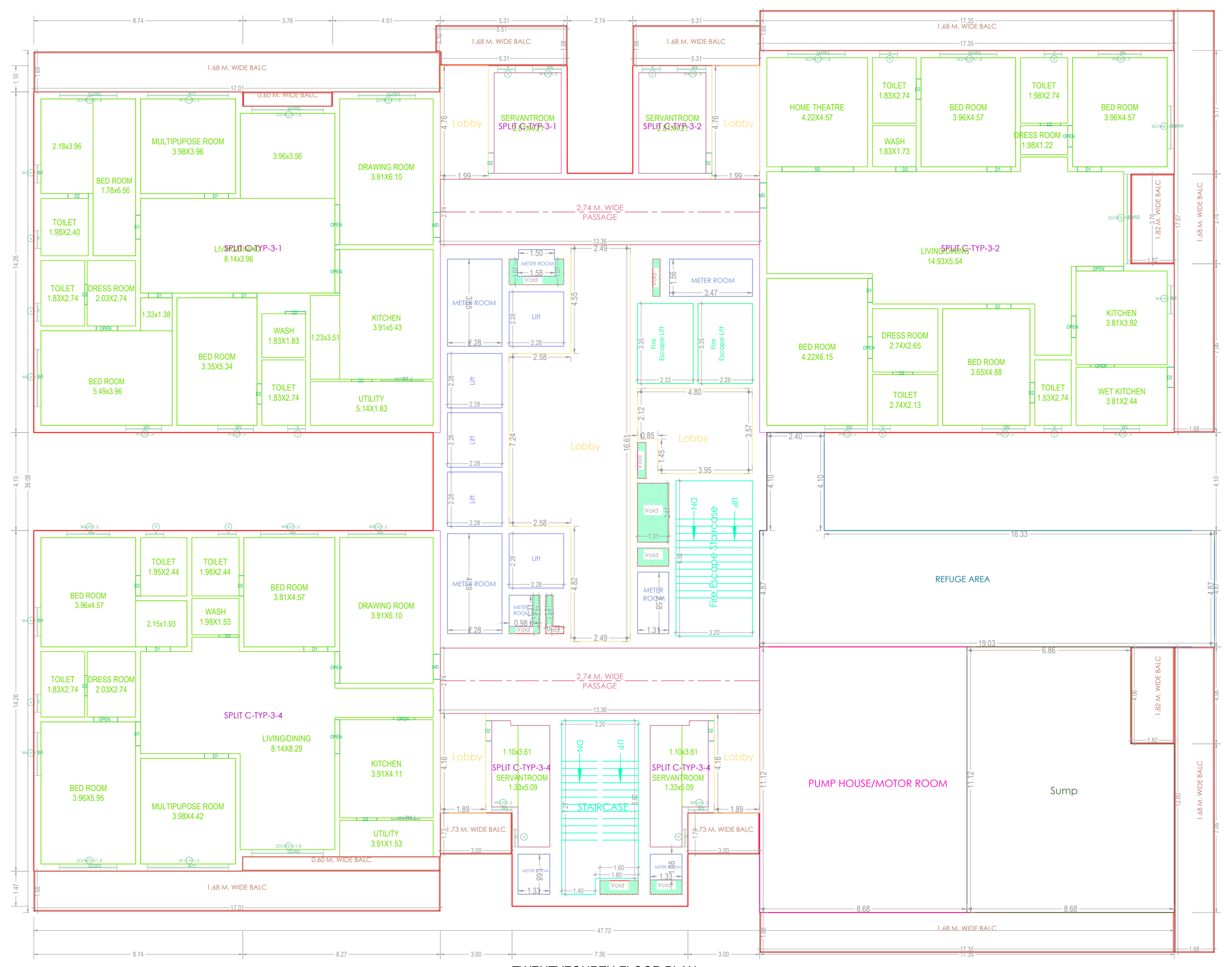

TWENTYFOURTH FLOOR PLAN
(Proposed)
(SCALE 1:100)

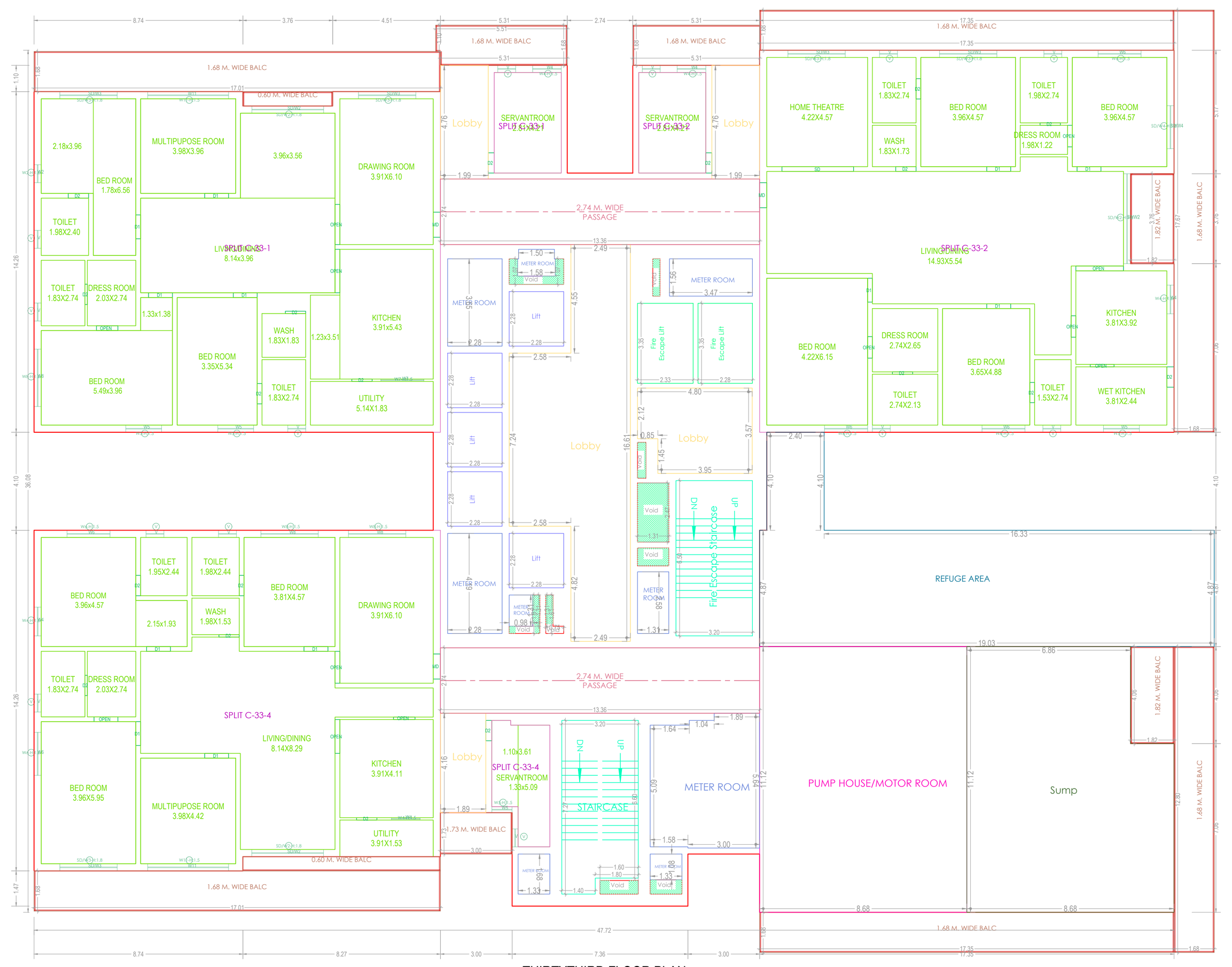

THIRTYTHIRD FLOOR PLAN
(Proposed)
(SCALE 1:100)

TYPICAL -55 & 56 FLOOR PLAN
(Proposed)
(SCALE 1:100)

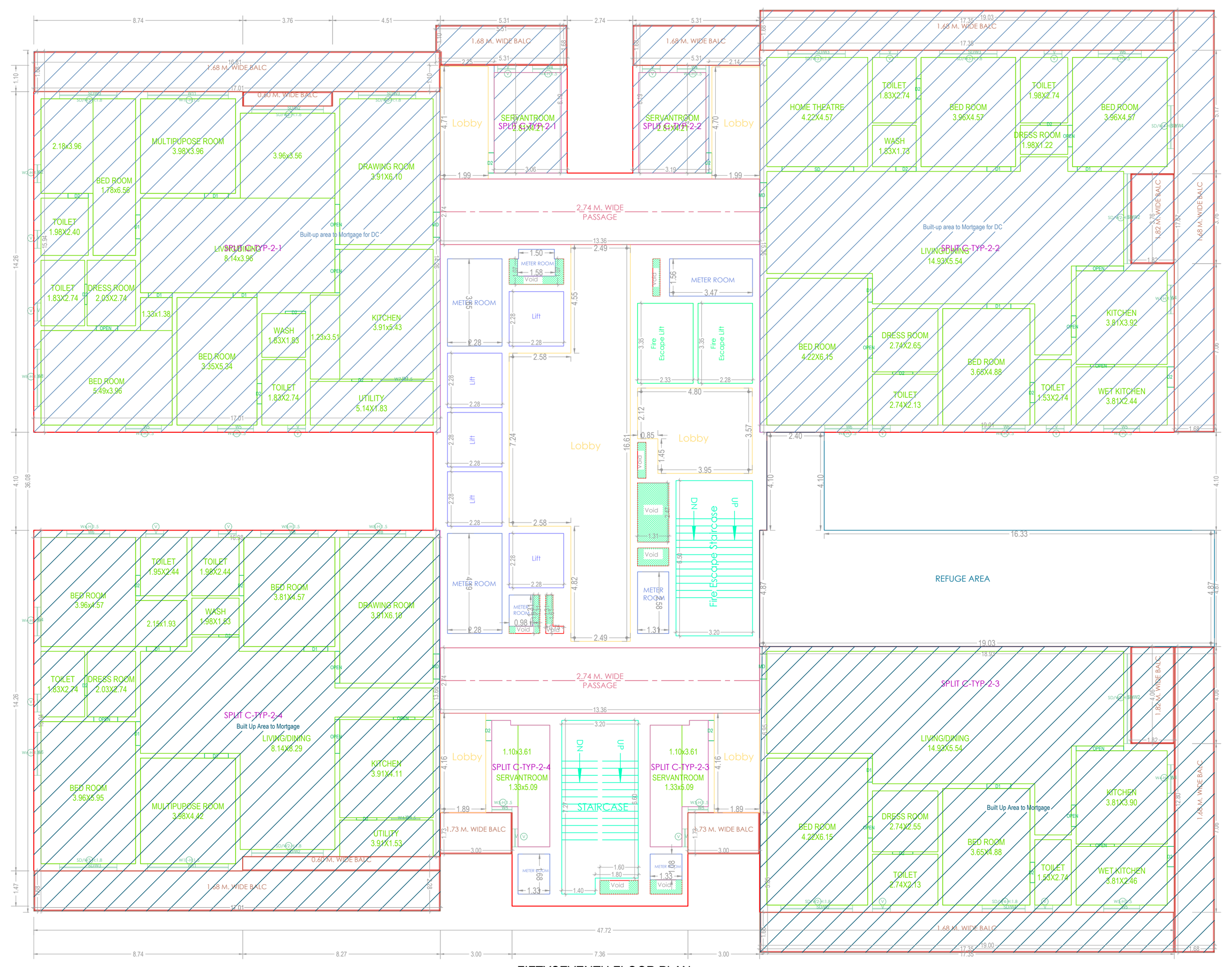

FIFTYSEVENTH FLOOR PLAN
(Proposed)
(SCALE 1:100)

BUILDING :BLOCK (C)

| FLOOR NAME | TOTAL BUA | DEDUCTIONS | | | NET BUA | TNMTS. | Carpet Area other than Dwelling Unit |
|---|---|---|---|---|---|---|---|
| | | VSHAFT | VOID | ACCES. | RESI. | | |
| STILT ONE FLOOR | 135.36 | 125.74 | 9.62 | 499.77 | 0.00 | 00 | 0.00 |
| FIRST FLOOR | 918.05 | 0.00 | 168.69 | 0.00 | 749.36 | 00 | 672.47 |
| SECOND FLOOR | 1680.02 | 0.00 | 9.62 | 0.00 | 1670.40 | 04 | 0.00 |
| THIRD FLOOR | 1680.02 | 0.00 | 9.62 | 0.00 | 1670.40 | 00 | 0.00 |
| FOURTH FLOOR | 1680.02 | 0.00 | 9.62 | 0.00 | 1670.40 | 00 | 0.00 |
| FIFTH FLOOR | 1680.02 | 0.00 | 9.62 | 0.00 | 1670.40 | 00 | 0.00 |
| SIXTH FLOOR | 1680.02 | 0.00 | 9.62 | 0.00 | 1670.40 | 00 | 0.00 |
| SEVENTH FLOOR | 1680.02 | 0.00 | 9.62 | 0.00 | 1670.40 | 00 | 0.00 |
| EIGHTH FLOOR | 1680.02 | 0.00 | 9.62 | 0.00 | 1670.40 | 00 | 0.00 |
| NINTH FLOOR | 1680.02 | 0.00 | 9.62 | 0.00 | 1670.40 | 00 | 0.00 |
| TENTH FLOOR | 1680.02 | 0.00 | 9.62 | 0.00 | 1670.40 | 04 | 0.00 |
| ELEVENTH FLOOR | 1680.02 | 0.00 | 9.62 | 0.00 | 1670.40 | 04 | 0.00 |
| TWELFTH FLOOR | 1680.02 | 0.00 | 9.62 | 0.00 | 1670.40 | 04 | 0.00 |
| THIRTEENTH FLOOR | 1680.02 | 0.00 | 9.62 | 0.00 | 1670.40 | 04 | 0.00 |
| FOURTEENTH FLOOR | 1680.02 | 0.00 | 9.62 | 0.00 | 1670.40 | 04 | 0.00 |
| FIFTEENTH FLOOR | 1689.86 | 0.00 | 9.62 | 0.00 | 1680.24 | 04 | 0.00 |
| SIXTEENTH FLOOR | 1680.02 | 0.00 | 9.62 | 0.00 | 1670.40 | 04 | 0.00 |
| SEVENTEENTH FLOOR | 1680.02 | 0.00 | 9.62 | 0.00 | 1670.40 | 04 | 0.00 |
| EIGHTEENTH FLOOR | 1680.02 | 0.00 | 9.62 | 0.00 | 1670.40 | 04 | 0.00 |
| NINETEENTH FLOOR | 1680.02 | 0.00 | 9.62 | 0.00 | 1670.40 | 04 | 0.00 |
| TWENTIETH FLOOR | 1680.02 | 0.00 | 9.62 | 0.00 | 1670.40 | 04 | 0.00 |
| TWENTYFIRST FLOOR | 1680.02 | 0.00 | 9.62 | 0.00 | 1670.40 | 04 | 0.00 |
| TWENTYSECOND FLOOR | 1680.02 | 0.00 | 9.62 | 0.00 | 1670.40 | 04 | 0.00 |
| TWENTYTHIRD FLOOR | 1680.02 | 0.00 | 9.62 | 0.00 | 1670.40 | 04 | 0.00 |
| TWENTYFOURTH FLOOR | 1689.86 | 0.00 | 9.62 | 0.00 | 1680.24 | 03 | 0.00 |
| TWENTYFIFTH FLOOR | 1680.02 | 0.00 | 9.62 | 0.00 | 1670.40 | 04 | 0.00 |
| TWENTYSIXTH FLOOR | 1680.02 | 0.00 | 9.62 | 0.00 | 1670.40 | 04 | 0.00 |
| TWENTYSEVENTH FLOOR | 1680.02 | 0.00 | 9.62 | 0.00 | 1670.40 | 04 | 0.00 |
| TWENTYEIGHTH FLOOR | 1680.02 | 0.00 | 9.62 | 0.00 | 1670.40 | 04 | 0.00 |
| TWENTYNINTH FLOOR | 1680.02 | 0.00 | 9.62 | 0.00 | 1670.40 | 04 | 0.00 |
| THIRTIETH FLOOR | 1680.02 | 0.00 | 9.62 | 0.00 | 1670.40 | 04 | 0.00 |
| THIRTYFIRST FLOOR | 1680.02 | 0.00 | 9.62 | 0.00 | 1670.40 | 04 | 0.00 |
| THIRTYSECOND FLOOR | 1680.02 | 0.00 | 9.62 | 0.00 | 1670.40 | 04 | 0.00 |
| THIRTYTHIRD FLOOR | 1689.86 | 0.00 | 9.62 | 0.00 | 1680.24 | 03 | 0.00 |
| THIRTYFOURTH FLOOR | 1680.02 | 0.00 | 9.62 | 0.00 | 1670.40 | 04 | 0.00 |
| THIRTYFIFTH FLOOR | 1680.02 | 0.00 | 9.62 | 0.00 | 1670.40 | 04 | 0.00 |
| THIRTYSIXTH FLOOR | 1680.02 | 0.00 | 9.62 | 0.00 | 1670.40 | 04 | 0.00 |
| THIRTYSEVENTH FLOOR | 1680.02 | 0.00 | 9.62 | 0.00 | 1670.40 | 04 | 0.00 |
| THIRTYEIGHTH FLOOR | 1680.02 | 0.00 | 9.62 | 0.00 | 1670.40 | 04 | 0.00 |
| THIRTYNINTH FLOOR | 1680.02 | 0.00 | 9.62 | 0.00 | 1670.40 | 04 | 0.00 |
| FORTIETH FLOOR | 1680.02 | 0.00 | 9.62 | 0.00 | 1670.40 | 04 | 0.00 |
| FORTYFIRST FLOOR | 1689.86 | 0.00 | 9.62 | 0.00 | 1680.24 | 04 | 0.00 |
| FORTYSECOND FLOOR | 1680.02 | 0.00 | 9.62 | 0.00 | 1670.40 | 04 | 0.00 |
| FORTYTHIRD FLOOR | 1680.02 | 0.00 | 9.62 | 0.00 | 1670.40 | 04 | 0.00 |
| FORTYFOURTH FLOOR | 1680.02 | 0.00 | 9.62 | 0.00 | 1670.40 | 04 | 0.00 |
| FORTYFIFTH FLOOR | 1680.02 | 0.00 | 9.62 | 0.00 | 1670.40 | 04 | 0.00 |
| FORTYSIXTH FLOOR | 1680.02 | 0.00 | 9.62 | 0.00 | 1670.40 | 04 | 0.00 |
| FORTYSEVENTH FLOOR | 1680.02 | 0.00 | 9.62 | 0.00 | 1670.40 | 04 | 0.00 |
| FORTYEIGHTH FLOOR | 1680.02 | 0.00 | 9.62 | 0.00 | 1670.40 | 04 | 0.00 |
| FORTYNINTH FLOOR | 1689.86 | 0.00 | 9.62 | 0.00 | 1680.24 | 04 | 0.00 |
| FIFTIETH FLOOR | 1680.02 | 0.00 | 9.62 | 0.00 | 1670.40 | 04 | 0.00 |
| FIFTYFIRST FLOOR | 1680.02 | 0.00 | 9.62 | 0.00 | 1670.40 | 04 | 0.00 |
| FIFTYSECOND FLOOR | 1680.02 | 0.00 | 9.62 | 0.00 | 1670.40 | 04 | 0.00 |
| FIFTYTHIRD FLOOR | 1680.02 | 0.00 | 9.62 | 0.00 | 1670.40 | 04 | 0.00 |
| FIFTYFOURTH FLOOR | 1680.02 | 0.00 | 9.62 | 0.00 | 1670.40 | 04 | 0.00 |
| FIFTYFIFTH FLOOR | 1680.02 | 0.00 | 9.62 | 0.00 | 1670.40 | 00 | 0.00 |
| FIFTYSIXTH FLOOR | 1680.02 | 0.00 | 9.62 | 0.00 | 1670.40 | 00 | 0.00 |
| FIFTYSEVENTH FLOOR | 1689.86 | 0.00 | 9.62 | 0.00 | 1680.24 | 00 | 0.00 |
| FIFTYEIGHTH FLOOR | 1680.02 | 0.00 | 9.62 | 0.00 | 1670.40 | 00 | 0.00 |
| FIFTYNINTH FLOOR | 1680.02 | 0.00 | 9.62 | 0.00 | 1670.40 | 00 | 0.00 |
| SIXTIETH FLOOR | 374.36 | 0.00 | 9.62 | 5.41 | 359.33 | 00 | 0.00 |
| TERRACE FLOOR | 249.73 | 0.00 | 0.00 | 249.73 | 0.00 | 00 | 0.00 |
| TOTAL | 99177.70 | 125.74 | 745.89 | 754.91 | 98050.93 | 182 | 672.47 |
| TOTAL NO OF BLDG | 1 | | | | | | |
| TOTAL | 99177.70 | 125.74 | 745.89 | 754.91 | 98050.93 | 182 | 672 |

ISO_full_bleed_4A0_(1682.00_x_2378.00_MM)

Balcony Calculations Table

| FLOOR NAME | SIZE | TOTAL AREA |
|---|---|---|
| SECOND FLOOR PLAN | 1.68 X 17.67 X 2 | 224.18 |
| | 1.82 X 3.76 X 2 | |
| | 1.68 X 17.35 X 2 | |
| | 1.68 X 17.01 X 2 | |
| | 0.60 X 3.76 X 1 | |
| | 0.60 X 8.27 X 1 | |
| | 1.68 X 5.31 X 1 | |
| | 1.68 X 5.51 X 1 | |
| | 1.73 X 3.00 X 2 | |
| TYPICAL - 15, 41&49 FLOOR PLAN | 1.68 X 17.67 X 1 X 3 | 649.62 |
| | 1.82 X 3.76 X 1 X 3 | |
| | 1.68 X 17.35 X 2 X 3 | |
| | 1.68 X 17.01 X 2 X 3 | |
| | 0.60 X 3.76 X 1 X 3 | |
| | 0.60 X 8.27 X 1 X 3 | |
| | 1.68 X 5.31 X 1 X 3 | |
| | 1.68 X 5.51 X 1 X 3 | |
| | 1.73 X 3.00 X 2 X 3 | |
| | 1.68 X 12.80 X 1 X 3 | |
| | 1.82 X 4.06 X 1 X 3 | |
| TWENTYFOURTH FLOOR PLAN | 1.68 X 17.67 X 1 | 216.54 |
| | 1.82 X 3.76 X 1 | |
| | 1.68 X 17.35 X 2 | |
| | 1.68 X 17.01 X 2 | |
| | 0.60 X 3.76 X 1 | |
| | 0.60 X 8.27 X 1 | |
| | 1.68 X 5.31 X 1 | |
| | 1.68 X 5.51 X 1 | |
| | 1.73 X 3.00 X 2 | |
| | 1.68 X 12.80 X 1 | |
| | 1.82 X 4.06 X 1 | |
| THIRTYTHIRD FLOOR PLAN | 1.68 X 17.67 X 1 | 211.35 |
| | 1.82 X 3.76 X 1 | |
| | 1.68 X 17.35 X 2 | |
| | 1.68 X 17.01 X 2 | |
| | 0.60 X 3.76 X 1 | |
| | 0.60 X 8.27 X 1 | |
| | 1.68 X 5.31 X 1 | |
| | 1.68 X 5.51 X 1 | |
| | 1.73 X 3.00 X 1 | |
| | 1.68 X 12.80 X 1 | |
| | 1.82 X 4.06 X 1 | |
| TYPICAL - 10-14, 16-23, 25-32, 34-40, 42-48, 50-54 FLOOR PLAN | 1.68 X 17.67 X 2 X 40 | 8967.20 |
| | 1.82 X 3.76 X 2 X 40 | |
| | 1.68 X 17.35 X 2 X 40 | |
| | 1.68 X 17.01 X 2 X 40 | |
| | 0.60 X 3.76 X 1 X 40 | |
| | 0.60 X 8.27 X 1 X 40 | |
| | 1.68 X 5.31 X 1 X 40 | |
| | 1.68 X 5.51 X 1 X 40 | |
| | 1.73 X 3.00 X 2 X 40 | |
| TYPICAL - 3-9 FLOOR PLAN | 1.68 X 17.67 X 2 X 7 | 1569.26 |
| | 1.82 X 3.76 X 2 X 7 | |
| | 1.68 X 17.35 X 2 X 7 | |
| | 1.68 X 17.01 X 2 X 7 | |
| | 0.60 X 3.76 X 1 X 7 | |
| | 0.60 X 8.27 X 1 X 7 | |
| | 1.68 X 5.31 X 1 X 7 | |
| | 1.68 X 5.51 X 1 X 7 | |
| | 1.73 X 3.00 X 2 X 7 | |
| TYPICAL -58 & 59 FLOOR PLAN | 1.68 X 17.67 X 2 X 2 | 448.36 |
| | 1.82 X 3.76 X 2 X 2 | |
| | 1.68 X 17.35 X 2 X 2 | |
| | 1.68 X 17.01 X 2 X 2 | |
| | 0.60 X 3.76 X 1 X 2 | |
| | 0.60 X 8.27 X 1 X 2 | |
| | 1.68 X 5.31 X 1 X 2 | |
| | 1.68 X 5.51 X 1 X 2 | |
| | 1.73 X 3.00 X 2 X 2 | |
| FIFTYSEVENTH FLOOR PLAN | 1.68 X 17.67 X 1 | 216.54 |
| | 1.82 X 3.76 X 1 | |
| | 1.68 X 17.35 X 2 | |
| | 1.68 X 17.01 X 2 | |
| | 0.60 X 3.76 X 1 | |
| | 0.60 X 8.27 X 1 | |
| | 1.68 X 5.31 X 1 | |
| | 1.68 X 5.51 X 1 | |
| | 1.73 X 3.00 X 2 | |
| | 1.68 X 12.80 X 1 | |
| | 1.82 X 4.06 X 1 | |
| TYPICAL -55 & 56 FLOOR PLAN | 1.68 X 17.67 X 2 X 2 | 448.36 |
| | 1.82 X 3.76 X 2 X 2 | |
| | 1.68 X 17.35 X 2 X 2 | |
| | 1.68 X 17.01 X 2 X 2 | |
| | 0.60 X 3.76 X 1 X 2 | |
| | 0.60 X 8.27 X 1 X 2 | |
| | 1.68 X 5.31 X 1 X 2 | |
| | 1.68 X 5.51 X 1 X 2 | |
| | 1.73 X 3.00 X 2 X 2 | |
| Total | - | 12951.41 |

SCHEDULE OF JOINERY

| BUILDING NAME | NAME | L X H | NOS |
|---|---|---|---|
| BLOCK (C) | D2 | 0.00 X 2.10 | 58 |
| BLOCK (C) | D2 | 0.85 X 2.10 | 1425 |
| BLOCK (C) | OPEN | 0.90 X 2.10 | 454 |
| BLOCK (C) | D1 | 1.00 X 2.10 | 912 |
| BLOCK (C) | MD | 1.05 X 2.10 | 230 |
| BLOCK (C) | OPEN | 1.33 X 2.10 | 58 |
| BLOCK (C) | OPEN | 1.42 X 2.10 | 58 |
| BLOCK (C) | D | 1.50 X 2.10 | 01 |
| BLOCK (C) | OPEN | 1.68 X 2.10 | 58 |
| BLOCK (C) | OPEN | 1.82 X 2.10 | 58 |
| BLOCK (C) | OPEN | 1.99 X 2.10 | 114 |
| BLOCK (C) | SD | 3.00 X 2.10 | 110 |

SCHEDULE OF JOINERY

| BUILDING NAME | NAME | L X H | NOS |
|---|---|---|---|
| BLOCK (C) | V | 0.75 X 1.20 | 1027 |
| BLOCK (C) | W2 | 0.75 X 1.50 | 58 |
| BLOCK (C) | W5 | 0.84 X 1.50 | 115 |
| BLOCK (C) | W4 | 1.20 X 1.50 | 346 |
| BLOCK (C) | W5 | 1.50 X 1.50 | 230 |
| BLOCK (C) | W6 | 1.80 X 1.50 | 342 |
| BLOCK (C) | SD/W4 | 1.80 X 2.10 | 166 |
| BLOCK (C) | GLSW | 10.00 X 2.10 | 01 |
| BLOCK (C) | W8 | 2.40 X 1.50 | 278 |
| BLOCK (C) | SD/W3 | 2.40 X 2.10 | 290 |
| BLOCK (C) | SD/W2 | 3.00 X 2.10 | 172 |
| BLOCK (C) | W11 | 3.38 X 1.50 | 116 |
| BLOCK (C) | SD/W2 | 3.76 X 2.10 | 114 |
| BLOCK (C) | GLSW | 7.00 X 2.10 | 01 |

GENERAL CONDITIONS:

1.A dual piping system is a type of plumbing system where two separate sets of pipes are installed to distribute water in a building. One set of pipes carries potable or drinking water, while the other set of pipes carries non-potable or reclaimed water. The potable water pipes are connected to the main water supply and distribute water for drinking, cooking, and bathing. The non-potable or reclaimed water pipes carry water that has been treated and recycled from sources like rainwater, greywater from sinks and showers, or treated wastewater.
2.Parking places in buildings shall be provided with Electric Vehicle Charging Infrastructure as per Central Electricity Authority (CEA) Technical Requirements for Connection of Distributed Generation Sources, CEA Measures of Safety Regulations, 2010 and Ministry of Power Consolidated Guidelines and Standards for EV Charging Infrastructure, as amended from time to time".
3.For Constructions over 10,000 Sq.mt and above and in case of Group Housing Buildings where there are 100 units and above, the plumbing arrangement shall be made in a way that the potable water shall be used for drinking, cooking and bathing only and for rest of the uses, provision for dual piping system shall be made.
4.New building constructions shall have to properly demarcate sections within buildings and on rooftops for housing Broadband/digital connectivity infrastructure / antenna. These areas should have access to power supply for reliable, always on services. Further, Computer Telephony Integration (CTI) of a building shall include the common duct to access the common space used as telecomn room inside the building.
5.Occupancy Certificate to a building shall be granted only after ensuring that the CTI as per the prescribed standards is in place and an undertaking is given by the Architect or Engineer certifying that building has ensured common access to all digital infrastructure to all Service providers in accordance with plan of creation of CTI.

CONDITION:

1 TECHNICAL APPROVAL IS HERE BY ACCORDED FOR ___ <<REs/Comm/others>> Building ____ << floors>> in of plot nos. __ Sy. No: __ situated at in ____ Village & ___ Mandal, ___ District in proceeding letter subject to conditions mentioned on Approved Plan Vide No.___ Dt: ___.
2 All the conditions imposed in Lr. No. ________ Dt: ___ are to be strictly followed.
3 The applicant shall construct the Building as per Sanctioned Plan if any deviations made in setbacks, the 10.00 % mortgaged Built Up Area forfeited, the technical approved building plans will be withdrawn and cancelled without notice and action will be taken as per law.
4 The Cellar/Stilt floor shall be used for parking purpose only and should not be used for any other purposes as per the G.O.Ms.No. 168 MA Dt: 07-04-2012 and its ammendments.
5 The Builder/Developer should construct sump, septic tank and underground drainage as per ISI standards. In addition to the drainage system available.
6 That the applicant shall comply the conditions laid down in the G.O.Ms.No. 168 MA Dt: 07-04-2012 and its Amended Government Orders.
7 This permission does not bar any public agency including HMDA/Local Body to acquire the lands for public purpose as per Law.
8 The Builder/Developer/Owner shall be responsible and ensure that the fire safety, structural stability requirements of the proposed complex are in accordance with the A.P Fire Services Act — 1999.
9 Automatic Sprinkler system is to be provided if the basement area exceeds 200 Sq. Mtrs Electrical wiring and installation shall be certified by the electrical engineers to Ensure electrical fire safety.
10 Transformers shall be provided with 4 hours Rating fire resistant constructions as per Rule 15 (e) of A.P Apartments (Promotion of constructions and ownership) rules, 1987.
11 If any litigations/discrepancy arises in future regarding ownership documents, the applicant is whole responsible and not made party to HMDA or its employees and plans deemed to be withdrawn and cancelled.
12 The HMWS and SB and T.S. Transco not to provide the permanent connection till to produce the occupancy certificate from the Sanctioning Authority.
13 If in case above said conditions are not adhered HMDA/Local Authority can withdraw the said permission.
14 If any cases are pending in court of law with regard to the site U/R and have adverse orders, the permission granted shall be deemed to be withdrawn and cancelled.
15 The applicant/ developer is the whole responsible if any loss of human life or any damage occurs while constructing the building and after construction of building and have no rights to claim to HMDA and its employees shall not be held as a party to any such dispute/ litigations.
16 The HMDA reserve the right to cancel the permission, if it is found that the permission is obtained by false statement or misinterpretation or suppression of any material facts or rule.

| OFFICER DETAILS | |
|---|---|
| OFFICER NAME : | |
| DESIGNATION : | |
| DATE AND TIME : | |
| APPROVAL NO: | SEAL OF APPROVAL |
| DATE OF APPROVAL : | |
| OWNER'S SIGNATURE | ARCHITECT'S SIGNATURE |
| BUILDER'S SIGNATURE | STRUCTURAL ENGINEER'S SIGNATURE |

Note: All dimensions are in meters.

Project Title :PLAN SHOWING THE PROPOSED RESIDENTIAL APARTMENTS IN SURVEYNO: 344, 347p, 348, 349, 350 SITUATED AT PUPPALGUDA VILLAGE, GANDIPET REVENUE MANDAL, R.R DISTRICT.Belonging To:M/s. LANSUM & MK REALTY LLP.REPRESENTED BY Sri. SOWRYA MOTHKURI, S/o Sri. M. SOMABRAHMAM and Sri. K. UMESH, S/o Late K.N. RAO.

| FILE DETAILS | | | |
|---|---|---|---|
| LTP NAME : | Lansum Properties | | |
| LTP LICENCE NO : | 2023 | DATE : | 08-09-2024 |
| FILE NO : | TS/047618/2024 | SHEET NO.: | 5 / 15 |
| SHEET NAME : | Building Plan Details | | |

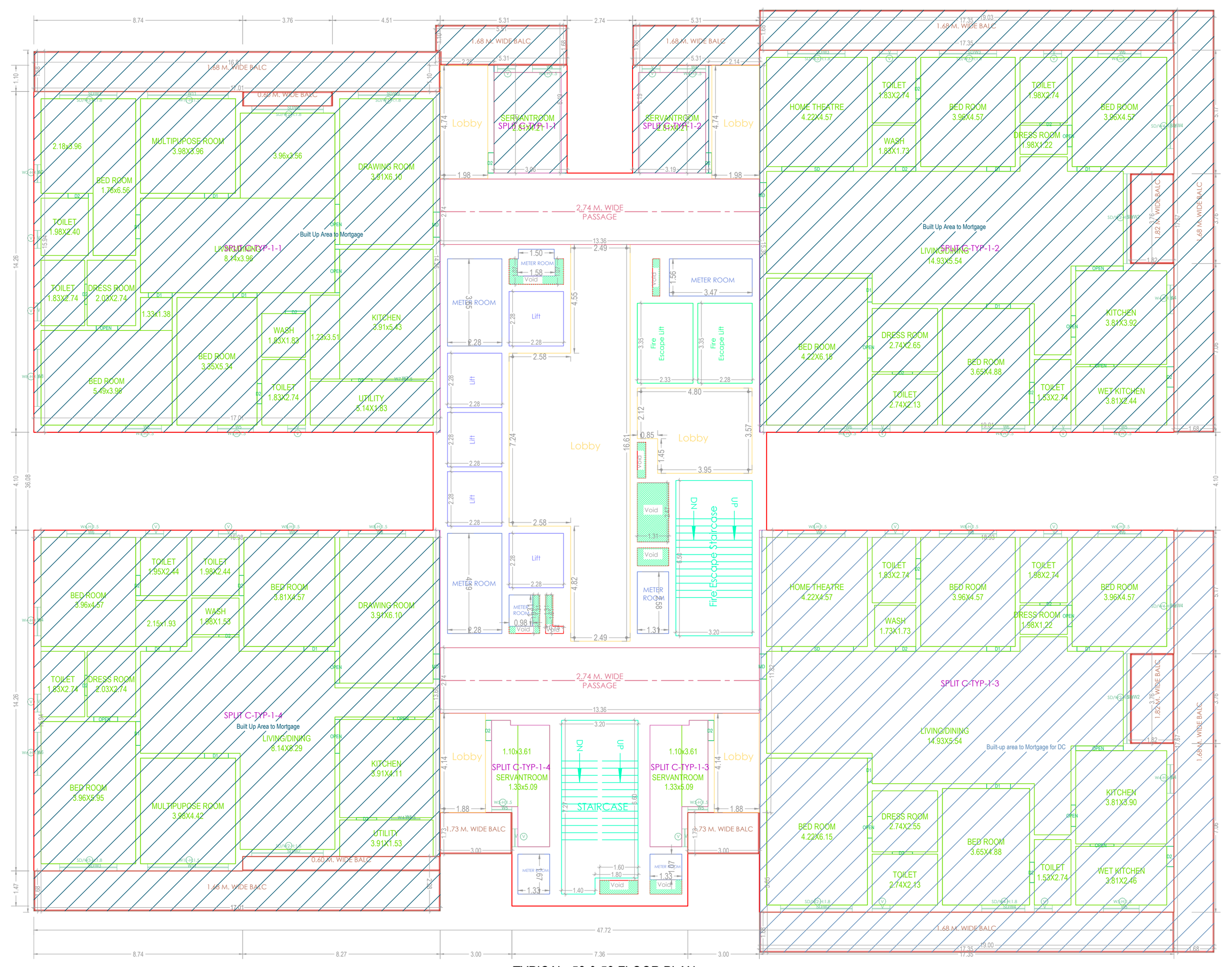

TYPICAL -58 & 59 FLOOR PLAN
(Proposed)
(SCALE 1:100)

SIXTIETH FLOOR PLAN
(Proposed)
(SCALE 1:100)

TERRACE FLOOR PLAN
(SCALE 1:100)

GENERAL CONDITIONS:

1.A dual piping system is a type of plumbing system where two separate sets of pipes are installed to distribute water in a building. One set of pipes carries potable or drinking water, while the other set of pipes carries non-potable or reclaimed water. The potable water pipes are connected to the main water supply and distribute water for drinking, cooking, and bathing. The non-potable or reclaimed water pipes carry water that has been treated and recycled from sources like rainwater, greywater from sinks and showers, or treated wastewater.
2.Parking places in buildings shall be provided with Electric Vehicle Charging Infrastructure as per Central Electricity Authority (CEA) Technical Requirements for Connection of Distributed Generation Sources, CEA Measures of Safety Regulations, 2010 and Ministry of Power Consolidated Guidelines and Standards for EV Charging Infrastructure, as amended from time to time".
3.For Constructions over 10,000 Sq.mt and above and in case of Group Housing Buildings where there are 100 units and above, the plumbing arrangement shall be made in a way that the potable water shall be used for drinking, cooking and bathing only and for rest of the uses, provision for dual piping system shall be made.
4.New building constructions shall have to properly demarcate sections within buildings and on rooftops for housing Broadband/digital connectivity infrastructure / antenna. These areas should have access to power supply for reliable, always on services. Further, Computer Telephony Integration (CTI) of a building shall include the common duct to access the common space used as telecomn room inside the building.
5.Occupancy Certificate to a building shall be granted only after ensuring that the CTI as per the prescribed standards is in place and an undertaking is given by the Architect or Engineer certifying that building has ensured common access to all digital infrastructure to all Service providers in accordance with plan of creation of CTI.

CONDITION:

1 TECHNICAL APPROVAL IS HERE BY ACCORDED FOR ___ <<REs/Comm/others>> Building ____ << floors>> in of plot nos. __ Sy. No: __ situated at in ____ Village & ___ Mandal, ___ District in proceeding letter subject to conditions mentioned on Approved Plan Vide No.___ Dt: ___.
2 All the conditions imposed in Lr. No. ________ Dt: ___ are to be strictly followed.
3 The applicant shall construct the Building as per Sanctioned Plan if any deviations made in setbacks, the 10.00 % mortgaged Built Up Area forfeited, the technical approved building plans will be withdrawn and cancelled without notice and action will be taken as per law.
4 The Cellar/Stilt floor shall be used for parking purpose only and should not be used for any other purposes as per the G.O.Ms.No. 168 MA Dt: 07-04-2012 and its ammendments.
5 The Builder/Developer should construct sump, septic tank and underground drainage as per ISI standards. In addition to the drainage system available.
6 That the applicant shall comply the conditions laid down in the G.O.Ms.No. 168 MA Dt: 07-04-2012 and its Amended Government Orders.
7 This permission does not bar any public agency including HMDA/Local Body to acquire the lands for public purpose as per Law.
8 The Builder/Developer/Owner shall be responsible and ensure that the fire safety, structural stability requirements of the proposed complex are in accordance with the A.P Fire Services Act — 1999.
9 Automatic Sprinkler system is to be provided if the basement area exceeds 200 Sq. Mtrs Electrical wiring and installation shall be certified by the electrical engineers to Ensure electrical fire safety.
10 Transformers shall be provided with 4 hours Rating fire resistant constructions as per Rule 15 (e) of A.P Apartments (Promotion of constructions and ownership) rules, 1987.
11 If any litigations/discrepancy arises in future regarding ownership documents, the applicant is whole responsible and not made party to HMDA or its employees and plans deemed to be withdrawn and cancelled.
12 The HMWS and SB and T.S. Transco not to provide the permanent connection till to produce the occupancy certificate from the Sanctioning Authority.
13 If in case above said conditions are not adhered HMDA/Local Authority can withdraw the said permission.
14 If any cases are pending in court of law with regard to the site U/R and have adverse orders, the permission granted shall be deemed to be withdrawn and cancelled.
15 The applicant/ developer is the whole responsible if any loss of human life or any damage occurs while constructing the building and after construction of building and have no rights to claim to HMDA and its employees shall not be held as a party to any such dispute/ litigations.
16 The HMDA reserve the right to cancel the permission, if it is found that the permission is obtained by false statement or misinterpretation or suppression of any material facts or rule.

| OFFICER DETAILS | |
|---|---|
| OFFICER NAME :<br>DESIGNATION :<br>DATE AND TIME : | |
| APPROVAL NO: | SEAL OF APPROVAL |
| | |
| DATE OF APPROVAL : | |
| | |
| OWNER'S SIGNATURE | ARCHITECT'S SIGNATURE |
| | |
| BUILDER'S SIGNATURE | STRUCTURAL ENGINEER'S SIGNATURE |
| | |

Note: All dimensions are in meters.

ISO_full_bleed_4A0_(1682.00_x_2378.00_MM)

Project Title :PLAN SHOWING THE PROPOSED RESIDENTIAL APARTMENTS IN SURVEYNO: 344, 347p, 348, 349, 350 SITUATED AT PUPPALGUDA VILLAGE, GANDIPET REVENUE MANDAL, R.R DISTRICT.Belonging To:M/s. LANSUM & MK REALTY LLP.REPRESENTED BY Sri. SOWRYA MOTHKURI, S/o Sri. M. SOMABRAHMAM and Sri. K. UMESH, S/o Late K.N. RAO.

| FILE DETAILS | | | |
|---|---|---|---|
| LTP NAME : | Lansum Properties | | |
| LTP LICENCE NO : | 2023 | DATE : | 08-09-2024 |
| FILE NO : | TS/047618/2024 | SHEET NO.: | 6 / 15 |
| SHEET NAME : | Building Plan Details | | |




(SCALE 1:200)

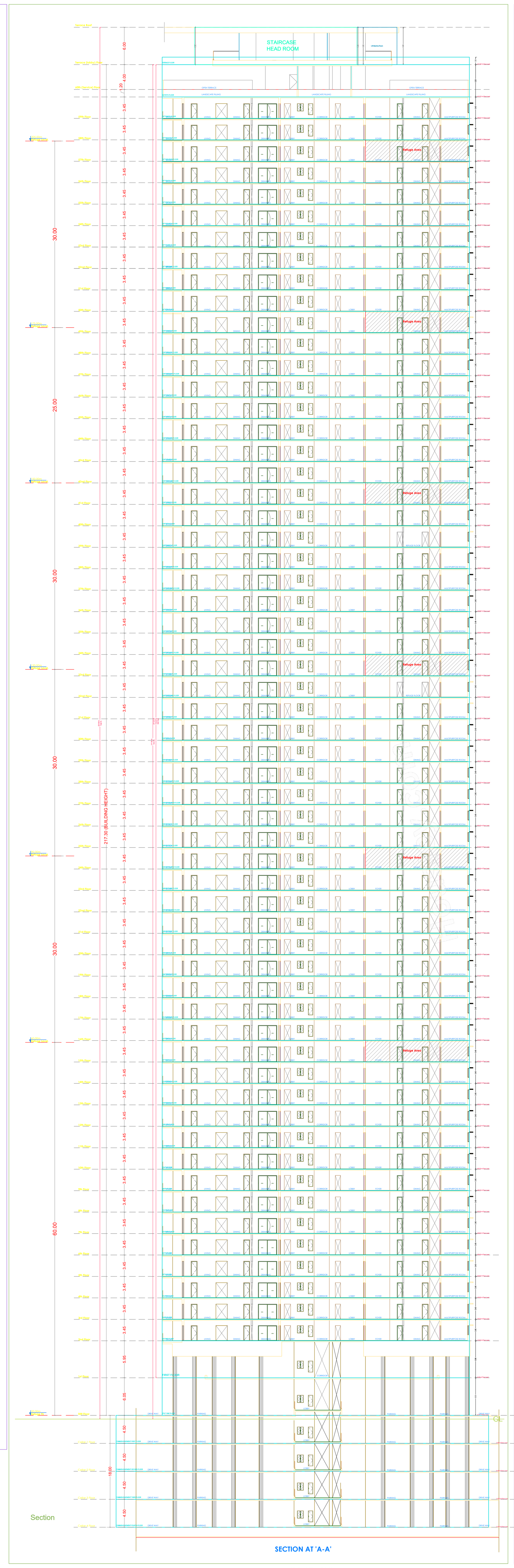


(SCALE 1:200)

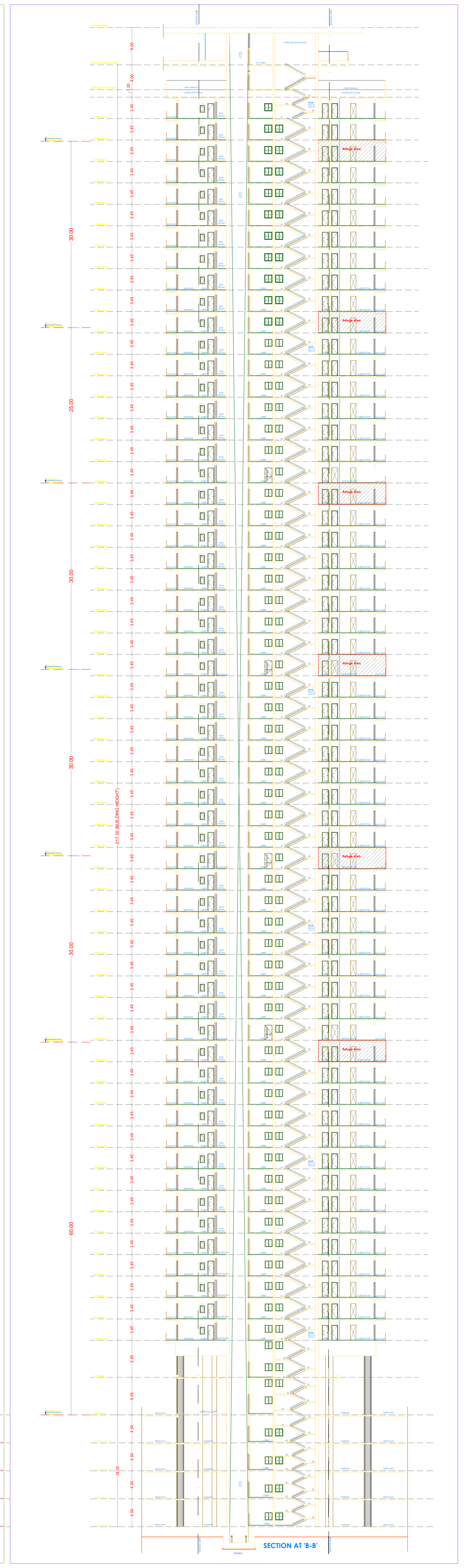


(SCALE 1:200)

GENERAL CONDITIONS:

1.A dual piping system is a type of plumbing system where two separate sets of pipes are installed to distribute water in a building. One set of pipes carries potable or drinking water, while the other set of pipes carries non-potable or reclaimed water. The potable water pipes are connected to the main water supply and distribute water for drinking, cooking, and bathing. The non-potable or reclaimed water pipes carry water that has been treated and recycled from sources like rainwater, greywater from sinks and showers, or treated wastewater.
2.Parking places in buildings shall be provided with Electric Vehicle Charging Infrastructure as per Central Electricity Authority (CEA) Technical Requirements for Connection of Distributed Generation Sources, CEA Measures of Safety Regulations, 2010 and Ministry of Power Consolidated Guidelines and Standards for EV Charging Infrastructure, as amended from time to time".
3.For Constructions over 10,000 Sq.mt and above and in case of Group Housing Buildings where there are 100 units and above, the plumbing arrangement shall be made in a way that the potable water shall be used for drinking, cooking and bathing only and for rest of the uses, provision for dual piping system shall be made.
4.New building constructions shall have to properly demarcate sections within buildings and on rooftops for housing Broadband/digital connectivity infrastructure / antenna. These areas should have access to power supply for reliable, always on services. Further, Computer Telephony Integration (CTI) of a building shall include the common duct to access the common space used as telecomn room inside the building.
5.Occupancy Certificate to a building shall be granted only after ensuring that the CTI as per the prescribed standards is in place and an undertaking is given by the Architect or Engineer certifying that building has ensured common access to all digital infrastructure to all Service providers in accordance with plan of creation of CTI.

CONDITION:

1 TECHNICAL APPROVAL IS HERE BY ACCORDED FOR ___ <<REs/Comm/others>> Building ____ << floors>> in of plot nos. __ Sy. No: __ situated at in ____ Village & ___ Mandal, ___ District in proceeding letter subject to conditions mentioned on Approved Plan Vide No.___ Dt: ___.
2 All the conditions imposed in Lr. No. ________ Dt: ___ are to be strictly followed.
3 The applicant shall construct the Building as per Sanctioned Plan if any deviations made in setbacks, the 10.00 % mortgaged Built Up Area forfeited, the technical approved building plans will be withdrawn and cancelled without notice and action will be taken as per law.
4 The Cellar/Stilt floor shall be used for parking purpose only and should not be used for any other purposes as per the G.O.Ms.No. 168 MA Dt: 07-04-2012 and its ammendments.
5 The Builder/Developer should construct sump, septic tank and underground drainage as per ISI standards. In addition to the drainage system available.
6 That the applicant shall comply the conditions laid down in the G.O.Ms.No. 168 MA Dt: 07-04-2012 and its Amended Government Orders.
7 This permission does not bar any public agency including HMDA/Local Body to acquire the lands for public purpose as per Law.
8 The Builder/Developer/Owner shall be responsible and ensure that the fire safety, structural stability requirements of the proposed complex are in accordance with the A.P Fire Services Act — 1999.
9 Automatic Sprinkler system is to be provided if the basement area exceeds 200 Sq. Mtrs Electrical wiring and installation shall be certified by the electrical engineers to Ensure electrical fire safety.
10 Transformers shall be provided with 4 hours Rating fire resistant constructions as per Rule 15 (e) of A.P Apartments (Promotion of constructions and ownership) rules, 1987.
11 If any litigations/discrepancy arises in future regarding ownership documents, the applicant is whole responsible and not made party to HMDA or its employees and plans deemed to be withdrawn and cancelled.
12 The HMWS and SB and T.S. Transco not to provide the permanent connection till to produce the occupancy certificate from the Sanctioning Authority.
13 If in case above said conditions are not adhered HMDA/Local Authority can withdraw the said permission.
14 If any cases are pending in court of law with regard to the site U/R and have adverse orders, the permission granted shall be deemed to be withdrawn and cancelled.
15 The applicant/ developer is the whole responsible if any loss of human life or any damage occurs while constructing the building and after construction of building and have no rights to claim to HMDA and its employees shall not be held as a party to any such dispute/ litigations.
16 The HMDA reserve the right to cancel the permission, if it is found that the permission is obtained by false statement or misinterpretation or suppression of any material facts or rule.

| OFFICER DETAILS | |
|---|---|
| OFFICER NAME : | |
| DESIGNATION : | |
| DATE AND TIME : | |
| APPROVAL NO: | SEAL OF APPROVAL |
| DATE OF APPROVAL : | |
| OWNER'S SIGNATURE | ARCHITECT'S SIGNATURE |
| BUILDER'S SIGNATURE | STRUCTURAL ENGINEER'S SIGNATURE |

Note: All dimensions are in meters.

ISO_full_bleed_4A0_(1682.00_x_2378.00_MM)

Project Title :PLAN SHOWING THE PROPOSED RESIDENTIAL APARTMENTS IN SURVEYNO: 344, 347p, 348, 349, 350 SITUATED AT PUPPALGUDA VILLAGE, GANDIPET REVENUE MANDAL, R.R DISTRICT.Belonging To:M/s. LANSUM & MK REALTY LLP.REPRESENTED BY Sri. SOWRYA MOTHKURI, S/o Sri. M. SOMABRAHMAM and Sri. K. UMESH, S/o Late K.N. RAO.

| FILE DETAILS | | | |
|---|---|---|---|
| LTP NAME : | Lansum Properties | | |
| LTP LICENCE NO : | 2023 | DATE : | 08-09-2024 |
| FILE NO : | TS/047618/2024 | SHEET NO.: | 7 / 15 |
| SHEET NAME : | Building Plan Details | | |

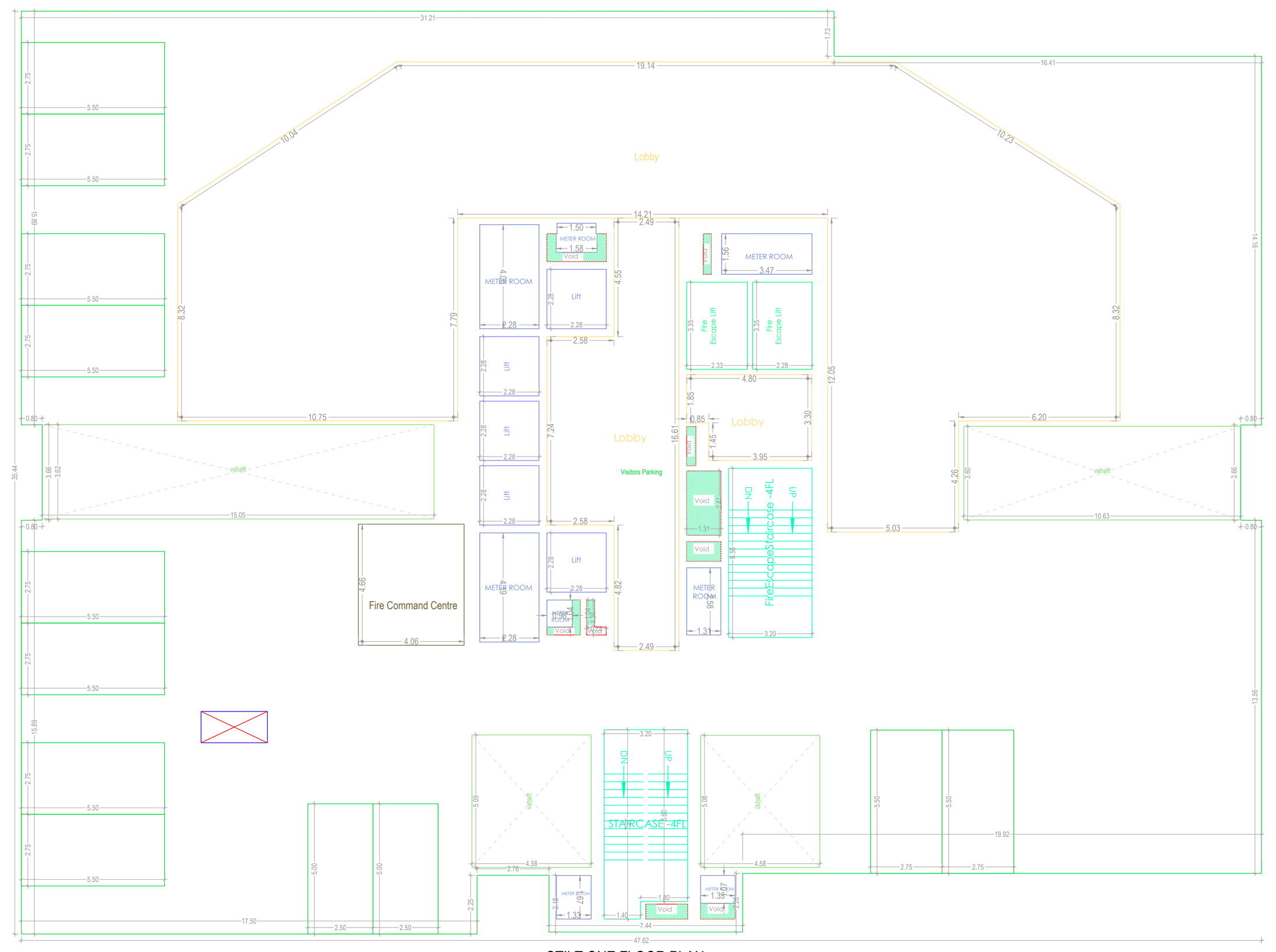

STILT ONE FLOOR PLAN
(SCALE 1:100)

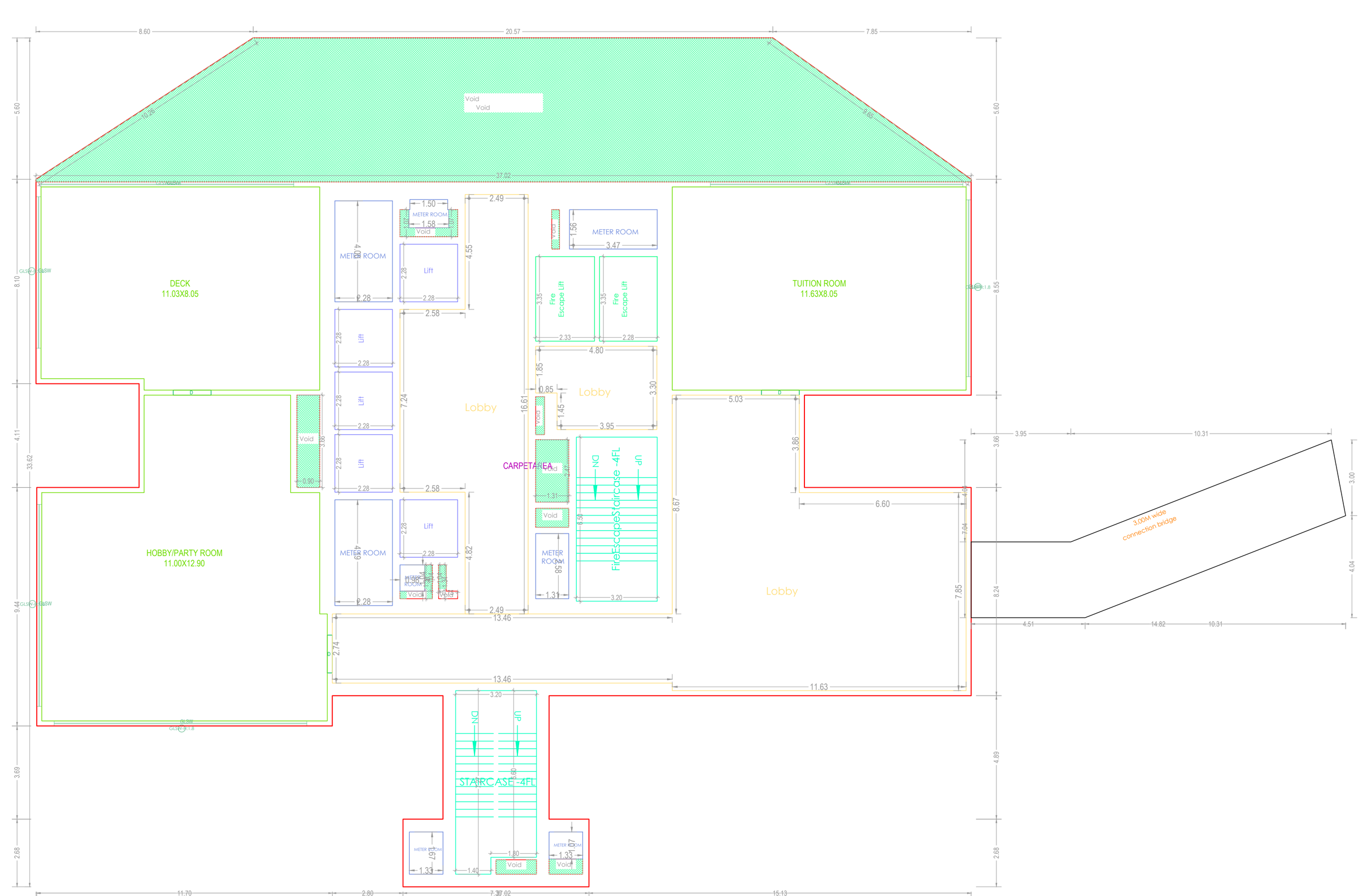

FIRST FLOOR PLAN
(Proposed)
(SCALE 1:100)

SECOND FLOOR PLAN
(Proposed)
(SCALE 1:100)

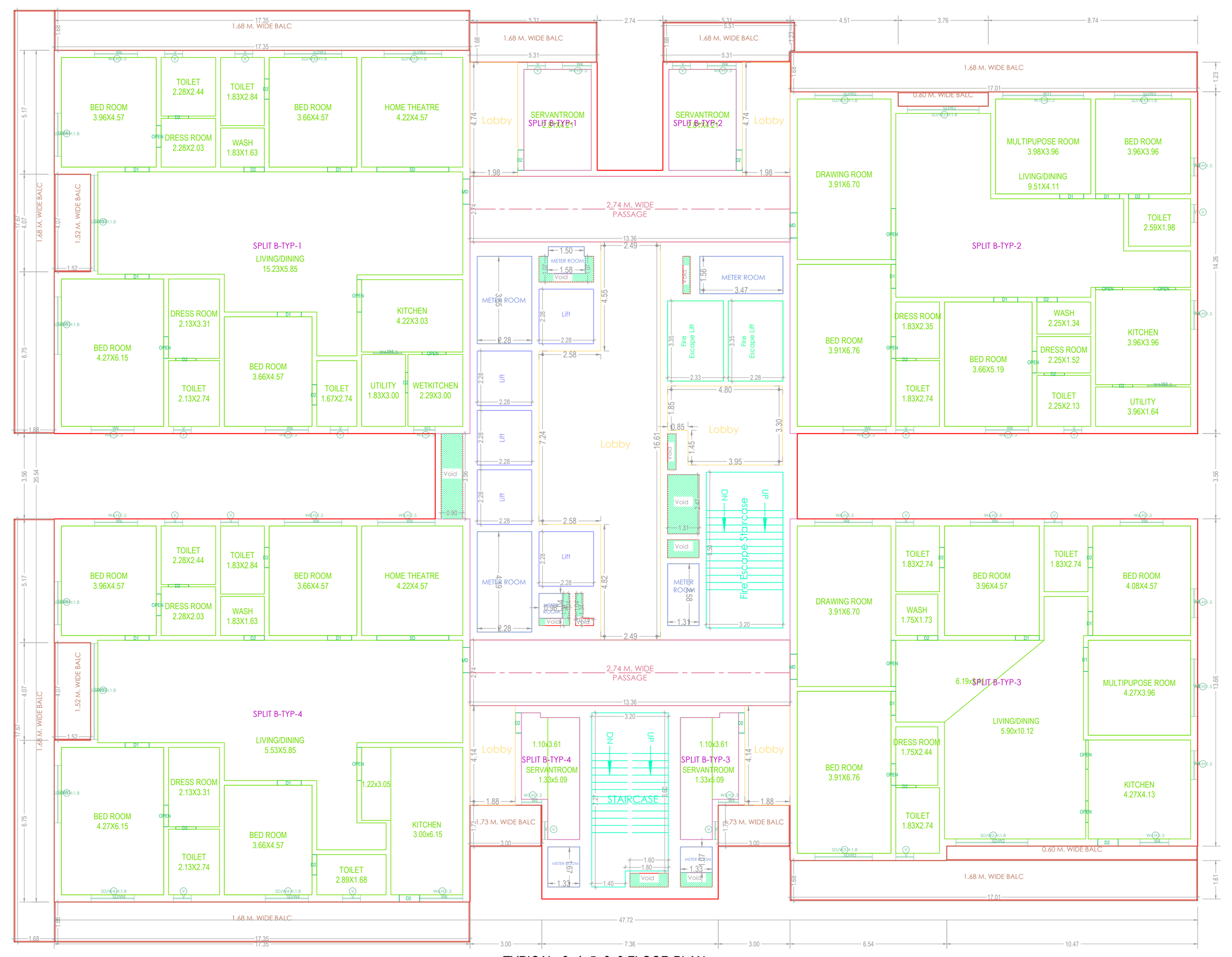

TYPICAL -3, 4, 5, 6, 9 FLOOR PLAN
(Proposed)
(SCALE 1:100)

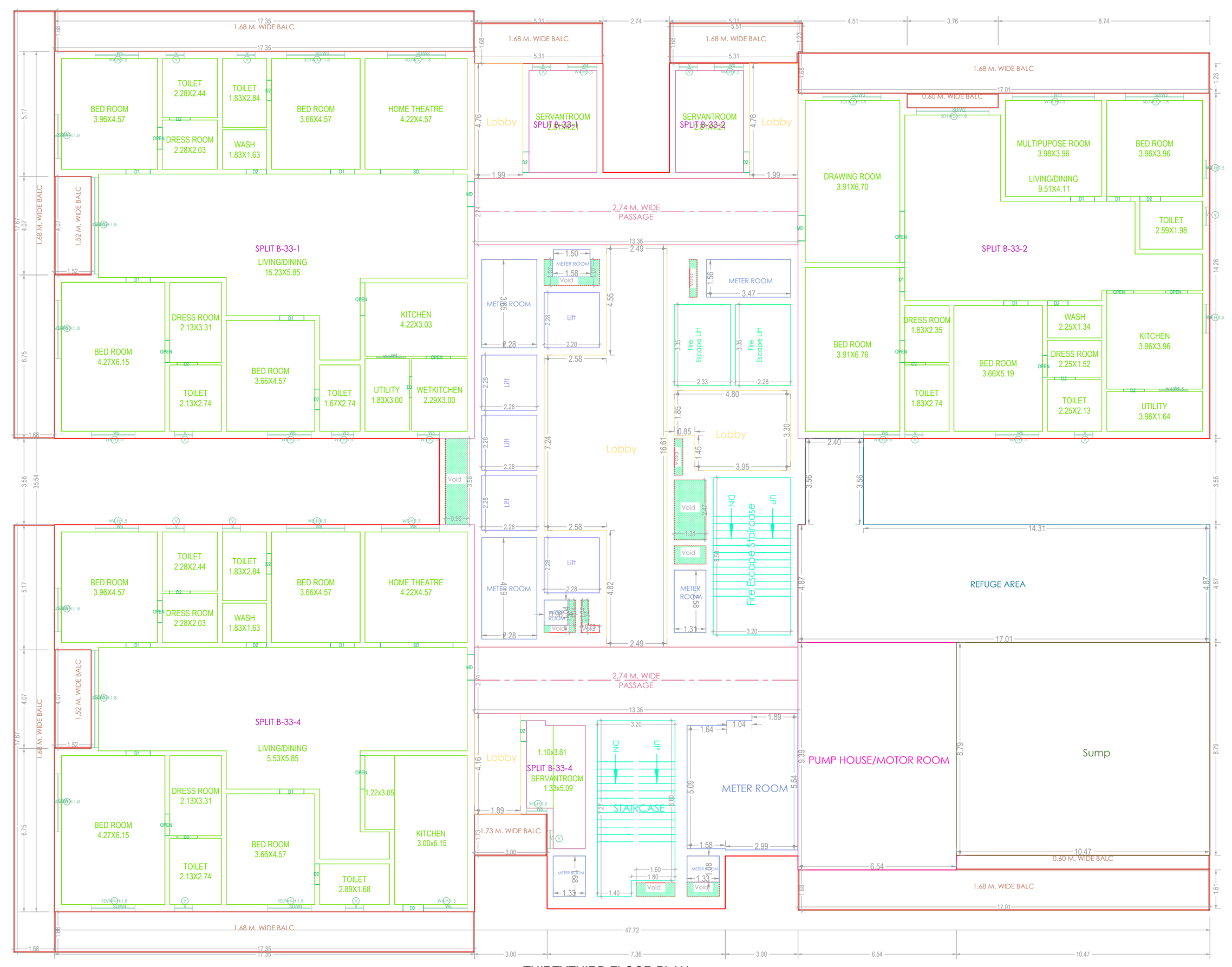

THIRTYTHIRD FLOOR PLAN
(Proposed)
(SCALE 1:100)

TYPICAL -7, 8 FLOOR PLAN
(Proposed)
(SCALE 1:100)

TYPICAL -49, 57 FLOOR PLAN
(Proposed)
(SCALE 1:100)

TYPICAL - 50-54 FLOOR PLAN
(Proposed)
(SCALE 1:100)

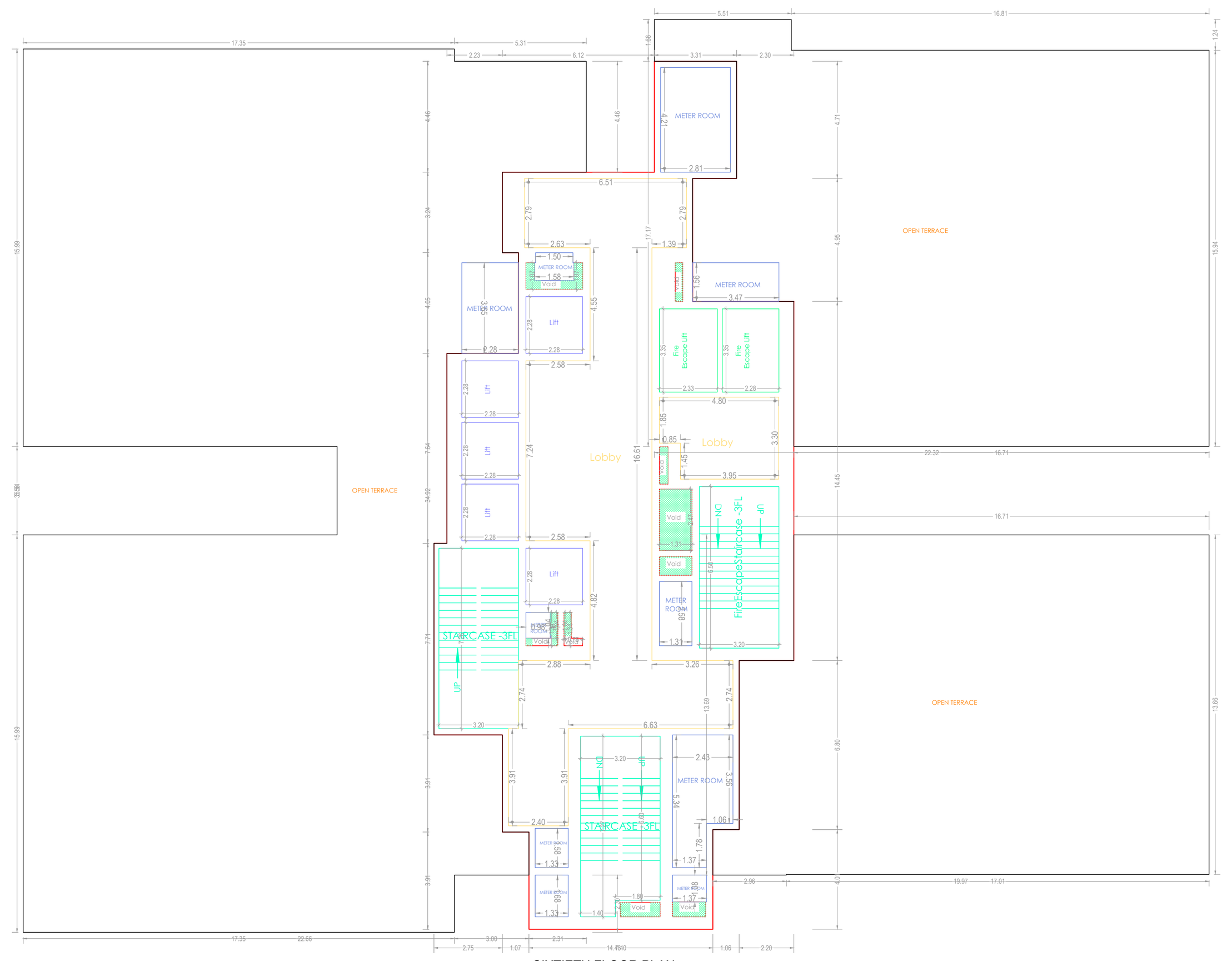

SIXTIETH FLOOR PLAN
(Proposed)
(SCALE 1:100)

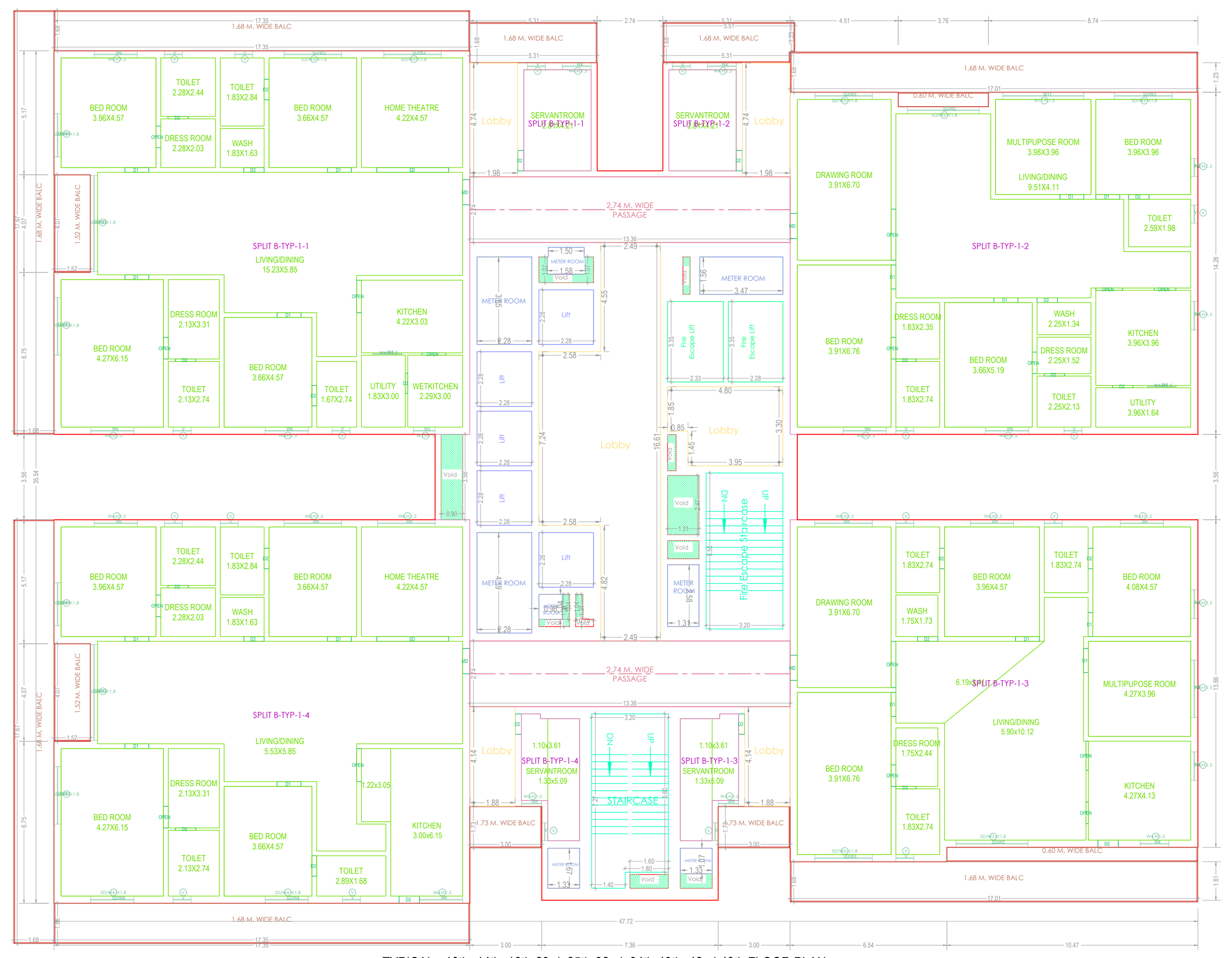

TYPICAL - 10th -14th, 16th-23rd, 25th-32nd, 34th-40th, 42nd-48th FLOOR PLAN
(Proposed)
(SCALE 1:100)

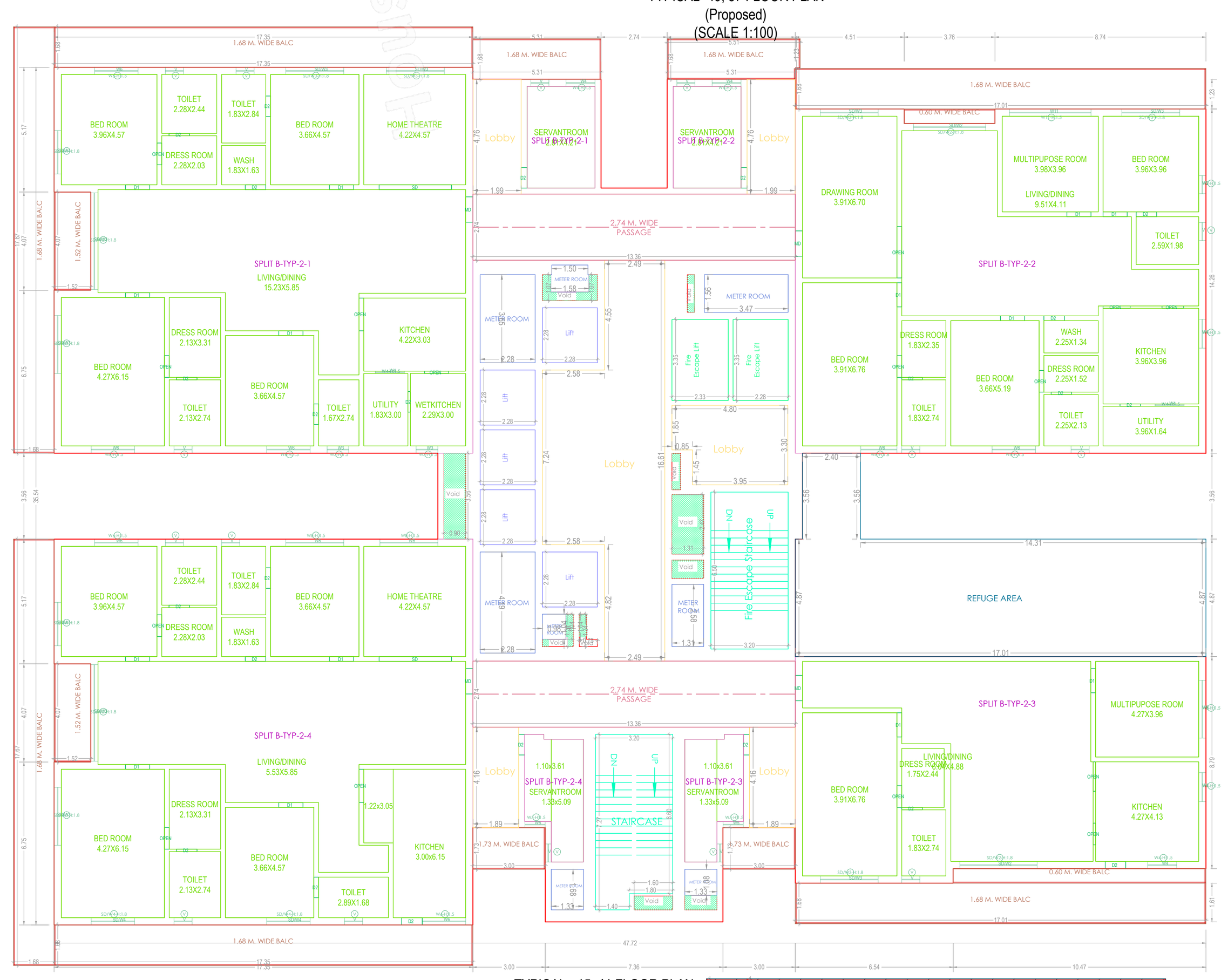

TYPICAL - 15, 41 FLOOR PLAN
(Proposed)
(SCALE 1:100)

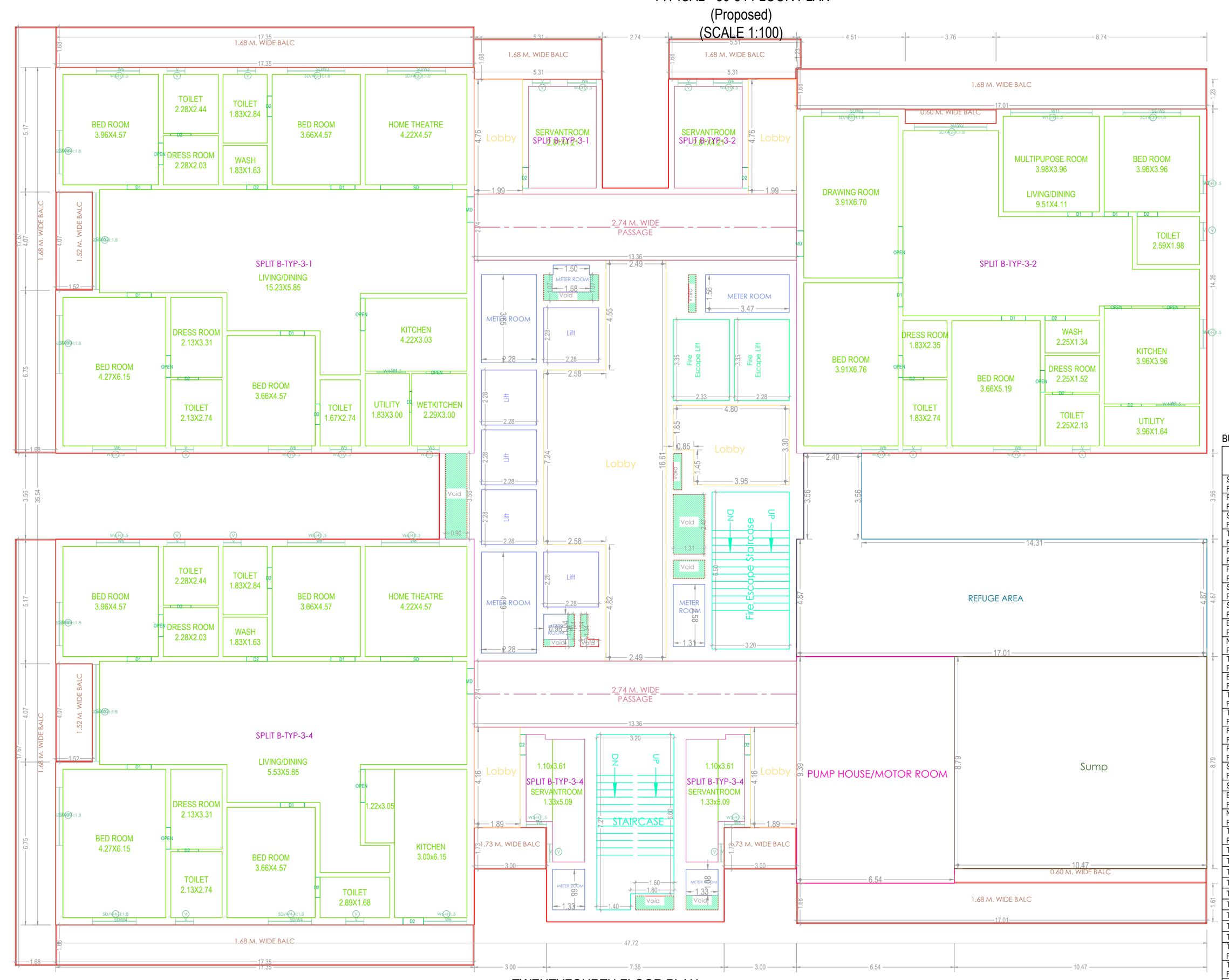

TWENTYFOURTH FLOOR PLAN
(Proposed)
(SCALE 1:100)

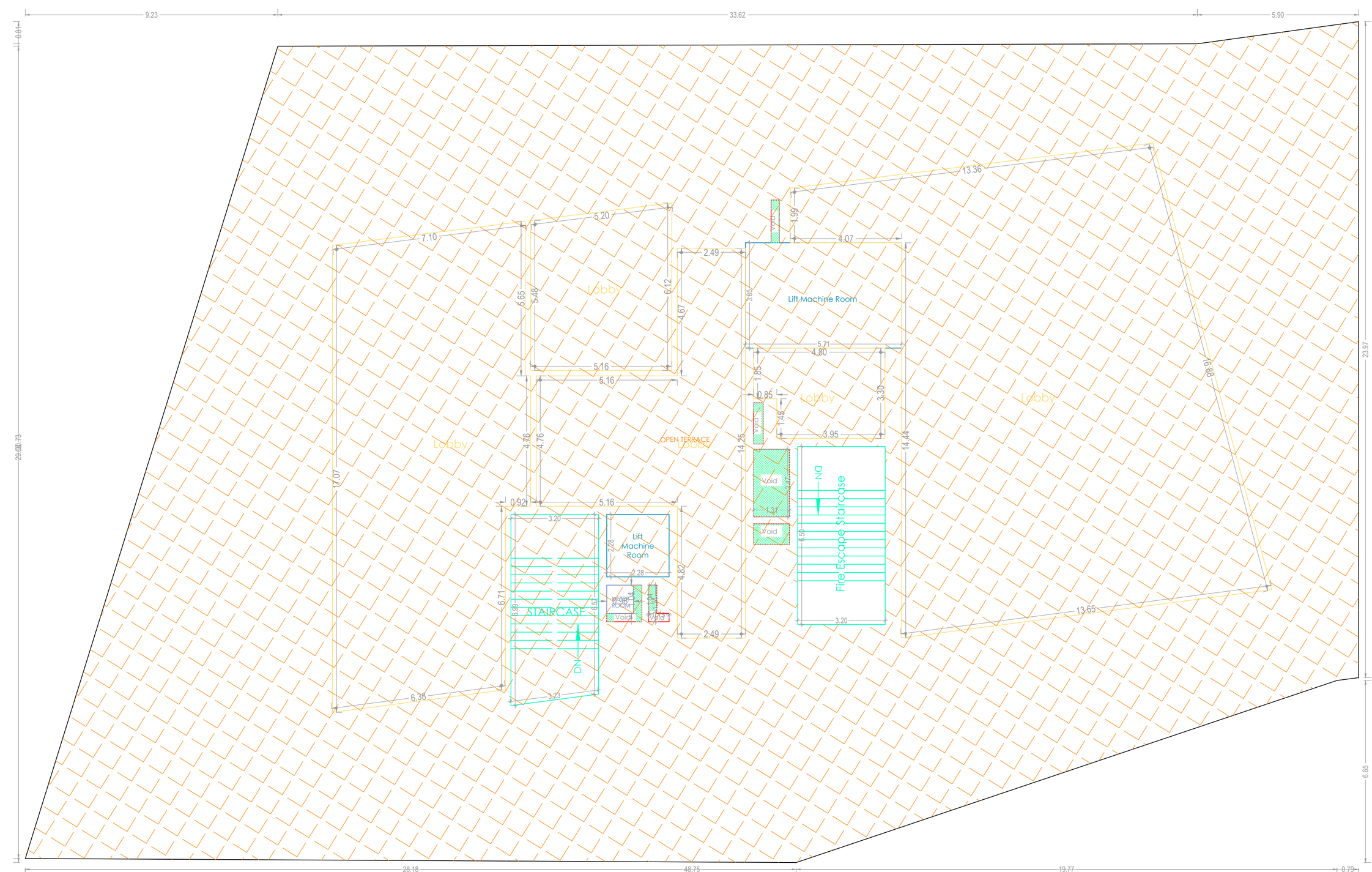

TERRACE FLOOR PLAN
(SCALE 1:100)

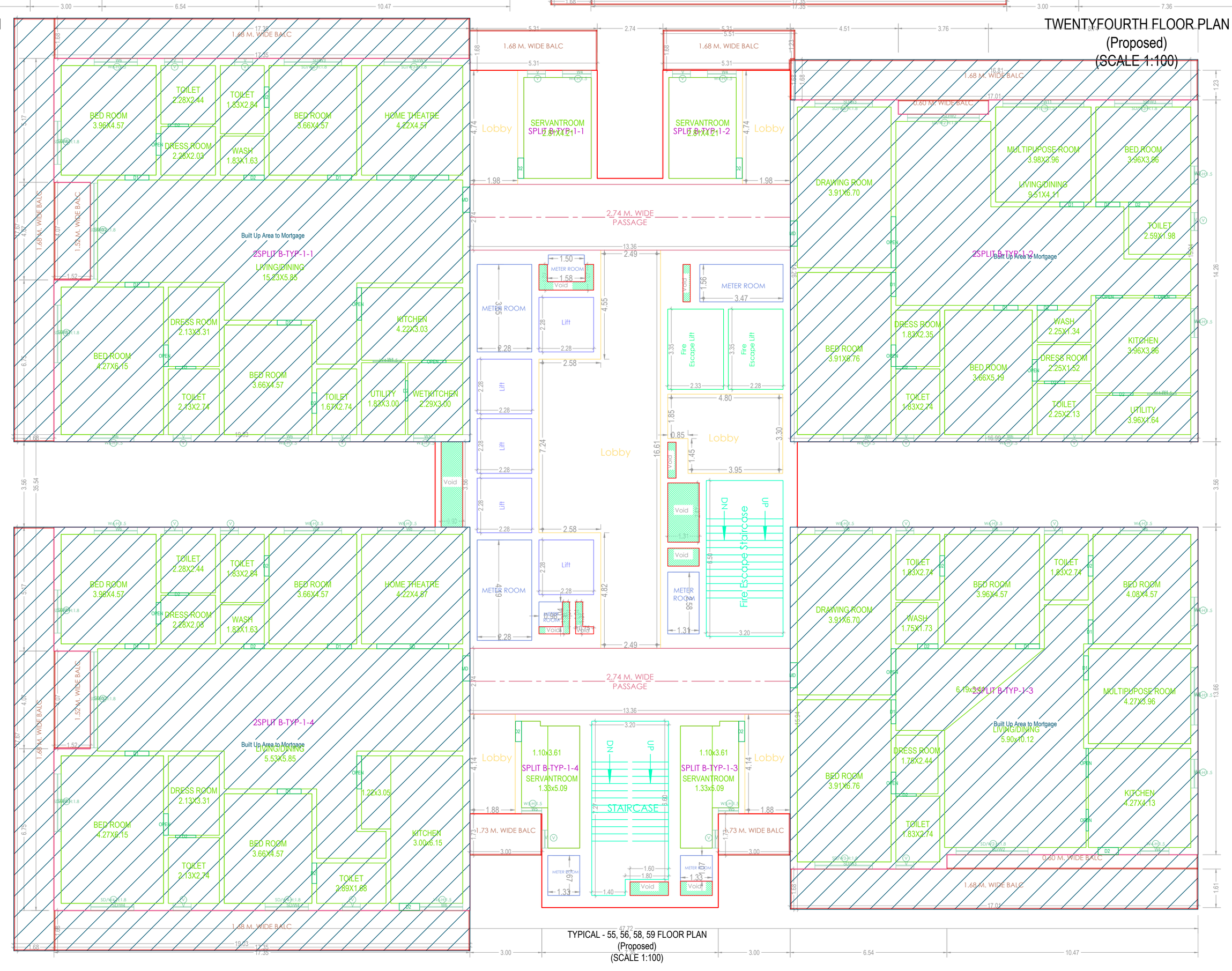

TYPICAL - 55, 56, 58, 59 FLOOR PLAN
(Proposed)
(SCALE 1:100)

BUILDING :BLOCK (B)

| FLOOR NAME | TOTAL BUA | DEDUCTIONS | | | NET BUA | TNMTS. | Carpet Area other than Dwelling Unit |
|---|---|---|---|---|---|---|---|
| | | VSHAFT | VOID | ACCES. | RESI. | | |
| STILT ONE FLOOR | 148.77 | 139.31 | 9.46 | 490.74 | 0.00 | 00 | 0.00 |
| FIRST FLOOR | 931.56 | 0.00 | 177.82 | 0.00 | 753.74 | 00 | 678.46 |
| SECOND FLOOR | 1680.21 | 0.00 | 12.66 | 0.00 | 1667.55 | 08 | 0.00 |
| THIRD FLOOR | 1680.21 | 0.00 | 12.66 | 0.00 | 1667.55 | 00 | 0.00 |
| FOURTH FLOOR | 1680.21 | 0.00 | 12.66 | 0.00 | 1667.55 | 00 | 0.00 |
| FIFTH FLOOR | 1680.21 | 0.00 | 12.66 | 0.00 | 1667.55 | 00 | 0.00 |
| SIXTH FLOOR | 1680.21 | 0.00 | 12.66 | 0.00 | 1667.55 | 00 | 0.00 |
| SEVENTH FLOOR | 1680.21 | 0.00 | 12.66 | 0.00 | 1667.55 | 04 | 0.00 |
| EIGHTH FLOOR | 1680.21 | 0.00 | 12.66 | 0.00 | 1667.55 | 04 | 0.00 |
| NINTH FLOOR | 1680.21 | 0.00 | 12.66 | 0.00 | 1667.55 | 00 | 0.00 |
| TENTH FLOOR | 1680.21 | 0.00 | 12.66 | 0.00 | 1667.55 | 04 | 0.00 |
| ELEVENTH FLOOR | 1680.21 | 0.00 | 12.66 | 0.00 | 1667.55 | 04 | 0.00 |
| TWELFTH FLOOR | 1680.21 | 0.00 | 12.66 | 0.00 | 1667.55 | 04 | 0.00 |
| THIRTEENTH FLOOR | 1680.21 | 0.00 | 12.66 | 0.00 | 1667.55 | 04 | 0.00 |
| FOURTEENTH FLOOR | 1680.21 | 0.00 | 12.66 | 0.00 | 1667.55 | 04 | 0.00 |
| FIFTEENTH FLOOR | 1688.76 | 0.00 | 12.66 | 0.00 | 1676.10 | 04 | 0.00 |
| SIXTEENTH FLOOR | 1680.21 | 0.00 | 12.66 | 0.00 | 1667.55 | 04 | 0.00 |
| SEVENTEENTH FLOOR | 1680.21 | 0.00 | 12.66 | 0.00 | 1667.55 | 04 | 0.00 |
| EIGHTEENTH FLOOR | 1680.21 | 0.00 | 12.66 | 0.00 | 1667.55 | 04 | 0.00 |
| NINETEENTH FLOOR | 1680.21 | 0.00 | 12.66 | 0.00 | 1667.55 | 04 | 0.00 |
| TWENTIETH FLOOR | 1680.21 | 0.00 | 12.66 | 0.00 | 1667.55 | 04 | 0.00 |
| TWENTYFIRST FLOOR | 1680.21 | 0.00 | 12.66 | 0.00 | 1667.55 | 04 | 0.00 |
| TWENTYSECOND FLOOR | 1680.21 | 0.00 | 12.66 | 0.00 | 1667.55 | 04 | 0.00 |
| TWENTYTHIRD FLOOR | 1680.21 | 0.00 | 12.66 | 0.00 | 1667.55 | 04 | 0.00 |
| TWENTYFOURTH FLOOR | 1688.76 | 0.00 | 12.66 | 0.00 | 1676.10 | 03 | 0.00 |
| TWENTYFIFTH FLOOR | 1680.21 | 0.00 | 12.66 | 0.00 | 1667.55 | 04 | 0.00 |
| TWENTYSIXTH FLOOR | 1680.21 | 0.00 | 12.66 | 0.00 | 1667.55 | 04 | 0.00 |
| TWENTYSEVENTH FLOOR | 1680.21 | 0.00 | 12.66 | 0.00 | 1667.55 | 04 | 0.00 |
| TWENTYEIGHTH FLOOR | 1680.21 | 0.00 | 12.66 | 0.00 | 1667.55 | 04 | 0.00 |
| TWENTYNINTH FLOOR | 1680.21 | 0.00 | 12.66 | 0.00 | 1667.55 | 04 | 0.00 |
| THIRTIETH FLOOR | 1680.21 | 0.00 | 12.66 | 0.00 | 1667.55 | 04 | 0.00 |
| THIRTYFIRST FLOOR | 1680.21 | 0.00 | 12.66 | 0.00 | 1667.55 | 04 | 0.00 |
| THIRTYSECOND FLOOR | 1680.21 | 0.00 | 12.66 | 0.00 | 1667.55 | 04 | 0.00 |
| THIRTYTHIRD FLOOR | 1688.76 | 0.00 | 12.66 | 0.00 | 1676.10 | 03 | 0.00 |
| THIRTYFOURTH FLOOR | 1680.21 | 0.00 | 12.66 | 0.00 | 1667.55 | 04 | 0.00 |
| THIRTYFIFTH FLOOR | 1680.21 | 0.00 | 12.66 | 0.00 | 1667.55 | 04 | 0.00 |
| THIRTYSIXTH FLOOR | 1680.21 | 0.00 | 12.66 | 0.00 | 1667.55 | 04 | 0.00 |
| THIRTYSEVENTH FLOOR | 1680.21 | 0.00 | 12.66 | 0.00 | 1667.55 | 04 | 0.00 |
| THIRTYEIGHTH FLOOR | 1680.21 | 0.00 | 12.66 | 0.00 | 1667.55 | 04 | 0.00 |
| THIRTYNINTH FLOOR | 1680.21 | 0.00 | 12.66 | 0.00 | 1667.55 | 04 | 0.00 |
| FORTIETH FLOOR | 1680.21 | 0.00 | 12.66 | 0.00 | 1667.55 | 04 | 0.00 |
| FORTYFIRST FLOOR | 1688.76 | 0.00 | 12.66 | 0.00 | 1676.10 | 04 | 0.00 |
| FORTYSECOND FLOOR | 1680.21 | 0.00 | 12.66 | 0.00 | 1667.55 | 04 | 0.00 |
| FORTYTHIRD FLOOR | 1680.21 | 0.00 | 12.66 | 0.00 | 1667.55 | 04 | 0.00 |
| FORTYFOURTH FLOOR | 1680.21 | 0.00 | 12.66 | 0.00 | 1667.55 | 04 | 0.00 |
| FORTYFIFTH FLOOR | 1680.21 | 0.00 | 12.66 | 0.00 | 1667.55 | 04 | 0.00 |
| FORTYSIXTH FLOOR | 1680.21 | 0.00 | 12.66 | 0.00 | 1667.55 | 04 | 0.00 |
| FORTYSEVENTH FLOOR | 1680.21 | 0.00 | 12.66 | 0.00 | 1667.55 | 04 | 0.00 |
| FORTYEIGHTH FLOOR | 1680.21 | 0.00 | 12.66 | 0.00 | 1667.55 | 04 | 0.00 |
| FORTYNINTH FLOOR | 1688.76 | 0.00 | 12.66 | 0.00 | 1676.10 | 04 | 0.00 |
| FIFTIETH FLOOR | 1680.21 | 0.00 | 12.66 | 0.00 | 1667.55 | 04 | 0.00 |
| FIFTYFIRST FLOOR | 1680.21 | 0.00 | 12.66 | 0.00 | 1667.55 | 04 | 0.00 |
| FIFTYSECOND FLOOR | 1680.21 | 0.00 | 12.66 | 0.00 | 1667.55 | 04 | 0.00 |
| FIFTYTHIRD FLOOR | 1680.21 | 0.00 | 12.66 | 0.00 | 1667.55 | 04 | 0.00 |
| FIFTYFOURTH FLOOR | 1680.21 | 0.00 | 12.66 | 0.00 | 1667.55 | 04 | 0.00 |
| FIFTYFIFTH FLOOR | 1680.21 | 0.00 | 12.66 | 0.00 | 1667.55 | 04 | 0.00 |
| FIFTYSIXTH FLOOR | 1680.21 | 0.00 | 12.66 | 0.00 | 1667.55 | 04 | 0.00 |
| FIFTYSEVENTH FLOOR | 1688.76 | 0.00 | 12.66 | 0.00 | 1676.10 | 04 | 0.00 |
| FIFTYEIGHTH FLOOR | 1680.21 | 0.00 | 12.66 | 0.00 | 1667.55 | 04 | 0.00 |
| FIFTYNINTH FLOOR | 1680.21 | 0.00 | 12.66 | 0.00 | 1667.55 | 04 | 0.00 |
| SIXTIETH FLOOR | 368.46 | 0.00 | 9.46 | 13.73 | 345.27 | 00 | 0.00 |
| TERRACE FLOOR | 423.19 | 0.00 | 0.00 | 423.19 | 0.00 | 00 | 0.00 |
| TOTAL | 99375.46 | 139.31 | 931.02 | 927.66 | 97868.21 | 214 | 678.46 |
| TOTAL NO OF BLDG | 1 | | | | | | |
| TOTAL | 99375.46 | 139.31 | 931.02 | 927.66 | 97868.21 | 214 | 678 |

Balcony Calculations Table

| FLOOR NAME | SIZE | TOTAL AREA |
|---|---|---|
| TYPICAL -3, 4, 5, 6, 9 FLOOR PLAN | 1.68 X 17.67 X 2 X 5 | 1121.15 |
| | 1.52 X 4.07 X 2 X 5 | |
| | 1.68 X 17.35 X 2 X 5 | |
| | 1.68 X 5.31 X 1 X 5 | |
| | 1.68 X 5.51 X 1 X 5 | |
| | 1.73 X 3.00 X 2 X 5 | |
| | 1.68 X 17.01 X 2 X 5 | |
| | 0.60 X 3.76 X 1 X 5 | |
| | 0.60 X 10.47 X 1 X 5 | |
| TYPICAL - 15, 41 FLOOR PLAN | 1.68 X 17.67 X 2 X 2 | 448.46 |
| | 1.52 X 4.07 X 2 X 2 | |
| | 1.68 X 17.35 X 2 X 2 | |
| | 1.68 X 5.31 X 1 X 2 | |
| | 1.68 X 5.51 X 1 X 2 | |
| | 1.73 X 3.00 X 2 X 2 | |
| | 1.68 X 17.01 X 2 X 2 | |
| | 0.60 X 3.76 X 1 X 2 | |
| | 0.60 X 10.47 X 1 X 2 | |
| TWENTYFOURTH FLOOR PLAN | 1.68 X 17.67 X 2 | 224.23 |
| | 1.52 X 4.07 X 2 | |
| | 1.68 X 17.35 X 2 | |
| | 1.68 X 5.31 X 1 | |
| | 1.68 X 5.51 X 1 | |
| | 1.73 X 3.00 X 2 | |
| | 1.68 X 17.01 X 2 | |
| | 0.60 X 3.76 X 1 | |
| | 0.60 X 10.47 X 1 | |
| THIRTYTHIRD FLOOR PLAN | 1.68 X 17.67 X 2 | 219.04 |
| | 1.52 X 4.07 X 2 | |
| | 1.68 X 17.35 X 2 | |
| | 1.68 X 5.31 X 1 | |
| | 1.68 X 5.51 X 1 | |
| | 1.73 X 3.00 X 1 | |
| | 1.68 X 17.01 X 2 | |
| | 0.60 X 3.76 X 1 | |
| | 0.60 X 10.47 X 1 | |
| TYPICAL - 10th -14th, 16th-23rd, 25th-32nd, 34th-40th, 42nd-48th FLOOR PLAN | 1.68 X 17.67 X 2 X 35 | 7848.05 |
| | 1.52 X 4.07 X 2 X 35 | |
| | 1.68 X 17.35 X 2 X 35 | |
| | 1.68 X 5.31 X 1 X 35 | |
| | 1.68 X 5.51 X 1 X 35 | |
| | 1.73 X 3.00 X 2 X 35 | |
| | 1.68 X 17.01 X 2 X 35 | |
| | 0.60 X 3.76 X 1 X 35 | |
| | 0.60 X 10.47 X 1 X 35 | |
| SECOND FLOOR PLAN | 1.68 X 17.67 X 2 | 224.23 |
| | 1.52 X 4.07 X 2 | |
| | 1.68 X 17.35 X 2 | |
| | 1.68 X 5.31 X 1 | |
| | 1.68 X 5.51 X 1 | |
| | 1.73 X 3.00 X 2 | |
| | 1.68 X 17.01 X 2 | |
| | 0.60 X 3.76 X 1 | |
| | 0.60 X 10.47 X 1 | |
| TYPICAL - 55, 56, 58, 59 FLOOR PLAN | 1.68 X 17.67 X 2 X 4 | 896.92 |
| | 1.52 X 4.07 X 2 X 4 | |
| | 1.68 X 17.35 X 2 X 4 | |
| | 1.68 X 5.31 X 1 X 4 | |
| | 1.68 X 5.51 X 1 X 4 | |
| | 1.73 X 3.00 X 2 X 4 | |
| | 1.68 X 17.01 X 2 X 4 | |
| | 0.60 X 3.76 X 1 X 4 | |
| | 0.60 X 10.47 X 1 X 4 | |
| TYPICAL -7, 8 FLOOR PLAN | 1.68 X 17.67 X 2 X 2 | 448.46 |
| | 1.52 X 4.07 X 2 X 2 | |
| | 1.68 X 17.35 X 2 X 2 | |
| | 1.68 X 5.31 X 1 X 2 | |
| | 1.68 X 5.51 X 1 X 2 | |
| | 1.73 X 3.00 X 2 X 2 | |
| | 1.68 X 17.01 X 2 X 2 | |
| | 0.60 X 3.76 X 1 X 2 | |
| | 0.60 X 10.47 X 1 X 2 | |
| TYPICAL - 50-54 FLOOR PLAN | 1.68 X 17.67 X 2 X 5 | 1121.15 |
| | 1.52 X 4.07 X 2 X 5 | |
| | 1.68 X 17.35 X 2 X 5 | |
| | 1.68 X 5.31 X 1 X 5 | |
| | 1.68 X 5.51 X 1 X 5 | |
| | 1.73 X 3.00 X 2 X 5 | |
| | 1.68 X 17.01 X 2 X 5 | |
| | 0.60 X 3.76 X 1 X 5 | |
| | 0.60 X 10.47 X 1 X 5 | |
| TYPICAL -49, 57 FLOOR PLAN | 1.68 X 17.67 X 2 X 2 | 448.46 |
| | 1.52 X 4.07 X 2 X 2 | |
| | 1.68 X 17.35 X 2 X 2 | |
| | 1.68 X 5.31 X 1 X 2 | |
| | 1.68 X 5.51 X 1 X 2 | |
| | 1.73 X 3.00 X 2 X 2 | |
| | 1.68 X 17.01 X 2 X 2 | |
| | 0.60 X 3.76 X 1 X 2 | |
| | 0.60 X 10.47 X 1 X 2 | |
| Total | - | 13000.15 |

SCHEDULE OF JOINERY

| BUILDING NAME | NAME | L X H | NOS |
|---|---|---|---|
| BLOCK (B) | D2 | 0.85 X 2.10 | 1485 |
| BLOCK (B) | OPEN | 0.90 X 2.10 | 518 |
| BLOCK (B) | D1 | 1.00 X 2.10 | 912 |
| BLOCK (B) | MD | 1.05 X 2.10 | 230 |
| BLOCK (B) | OPEN | 1.12 X 2.10 | 58 |
| BLOCK (B) | OPEN | 1.22 X 2.10 | 56 |
| BLOCK (B) | OPEN | 1.36 X 2.10 | 58 |
| BLOCK (B) | OPEN | 1.38 X 2.10 | 58 |
| BLOCK (B) | D | 1.50 X 2.10 | 03 |
| BLOCK (B) | OPEN | 1.93 X 2.10 | 52 |
| BLOCK (B) | OPEN | 2.13 X 2.10 | 58 |
| BLOCK (B) | SD | 3.00 X 2.10 | 116 |

SCHEDULE OF JOINERY

| BUILDING NAME | NAME | L X H | NOS |
|---|---|---|---|
| BLOCK (B) | V | 0.75 X 1.20 | 1023 |
| BLOCK (B) | W2 | 0.75 X 1.50 | 58 |
| BLOCK (B) | W5 | 0.84 X 1.50 | 115 |
| BLOCK (B) | W3 | 0.90 X 1.50 | 64 |
| BLOCK (B) | W4 | 1.20 X 1.50 | 454 |
| BLOCK (B) | W6 | 1.50 X 2.10 | 06 |
| BLOCK (B) | W6 | 1.80 X 1.50 | 504 |
| BLOCK (B) | SD/W4 | 1.80 X 2.10 | 232 |
| BLOCK (B) | GLSW | 10.00 X 2.10 | 03 |
| BLOCK (B) | W8 | 2.40 X 1.50 | 224 |
| BLOCK (B) | SD/W3 | 2.40 X 2.10 | 404 |
| BLOCK (B) | SD/W2 | 3.00 X 2.10 | 110 |
| BLOCK (B) | SD/W2 | 3.20 X 2.10 | 04 |
| BLOCK (B) | W11 | 3.38 X 1.50 | 58 |
| BLOCK (B) | SD/W2 | 4.00 X 2.10 | 116 |
| BLOCK (B) | GLSW | 6.00 X 2.10 | 01 |
| BLOCK (B) | GLSW | 7.00 X 2.10 | 01 |
| BLOCK (B) | GLSW | 8.00 X 2.10 | 01 |

CONDITION:

1 TECHNICAL APPROVAL IS HERE BY ACCORDED FOR ___ <<REs/Comm/others>> Building ____ << floors>> in of plot nos. __ Sy. No: __ situated at in ____ Village & ___ Mandal, ___ District in proceeding letter subject to conditions mentioned on Approved Plan Vide No.___ Dt: ___.
2 All the conditions imposed in Lr. No. ________ Dt: ___ are to be strictly followed.
3 The applicant shall construct the Building as per Sanctioned Plan if any deviations made in setbacks, the 10.00 % mortgaged Built Up Area forfeited, the technical approved building plans will be withdrawn and cancelled without notice and action will be taken as per law.
4 The Cellar/Stilt floor shall be used for parking purpose only and should not be used for any other purposes as per the G.O.Ms.No. 168 MA Dt: 07-04-2012 and its ammendments.
5 The Builder/Developer should construct sump, septic tank and underground drainage as per ISI standards. In addition to the drainage system available.
6 That the applicant shall comply the conditions laid down in the G.O.Ms.No. 168 MA Dt: 07-04-2012 and its Amended Government Orders.
7 This permission does not bar any public agency including HMDA/Local Body to acquire the lands for public purpose as per Law.
8 The Builder/Developer/Owner shall be responsible and ensure that the fire safety, structural stability requirements of the proposed complex are in accordance with the A.P Fire Services Act — 1999.
9 Automatic Sprinkler system is to be provided if the basement area exceeds 200 Sq. Mtrs Electrical wiring and installation shall be certified by the electrical engineers to Ensure electrical fire safety.
10 Transformers shall be provided with 4 hours Rating fire resistant constructions as per Rule 15 (e) of A.P Apartments (Promotion of constructions and ownership) rules, 1987.
11 If any litigations/discrepancy arises in future regarding ownership documents, the applicant is whole responsible and not made party to HMDA or its employees and plans deemed to be withdrawn and cancelled.
12 The HMWS and SB and T.S. Transco not to provide the permanent connection till to produce the occupancy certificate from the Sanctioning Authority.
13 If in case above said conditions are not adhered HMDA/Local Authority can withdraw the said permission.
14 If any cases are pending in court of law with regard to the site U/R and have adverse orders, the permission granted shall be deemed to be withdrawn and cancelled.
15 The applicant/ developer is the whole responsible if any loss of human life or any damage occurs while constructing the building and after construction of building and have no rights to claim to HMDA and its employees shall not be held as a party to any such dispute/ litigations.
16 The HMDA reserve the right to cancel the permission, if it is found that the permission is obtained by false statement or misinterpretation or suppression of any material facts or rule.

| OFFICER DETAILS | |
|---|---|
| OFFICER NAME : | |
| DESIGNATION : | |
| DATE AND TIME : | |
| APPROVAL NO: | SEAL OF APPROVAL |
| DATE OF APPROVAL : | |
| OWNER'S SIGNATURE | ARCHITECT'S SIGNATURE |
| BUILDER'S SIGNATURE | STRUCTURAL ENGINEER'S SIGNATURE |

Note: All dimensions are in meters.

Project Title :PLAN SHOWING THE PROPOSED RESIDENTIAL APARTMENTS IN SURVEYNO: 344, 347p, 348, 349, 350 SITUATED AT PUPPALGUDA VILLAGE, GANDIPET REVENUE MANDAL, R.R DISTRICT.Belonging To:M/s. LANSUM & MK REALTY LLP.REPRESENTED BY Sri. SOWRYA MOTHKURI, S/o Sri. M. SOMABRAHMAM and Sri. K. UMESH, S/o Late K.N. RAO.

| FILE DETAILS | | | |
|---|---|---|---|
| LTP NAME : | Lansum Properties | | |
| LTP LICENCE NO : | 2023 | DATE : | 08-09-2024 |
| FILE NO : | TS/047618/2024 | SHEET NO.: | 8 / 15 |
| SHEET NAME : | Building Plan Details | | |



EAST SIDE ELEVATION

(SCALE 1:200)

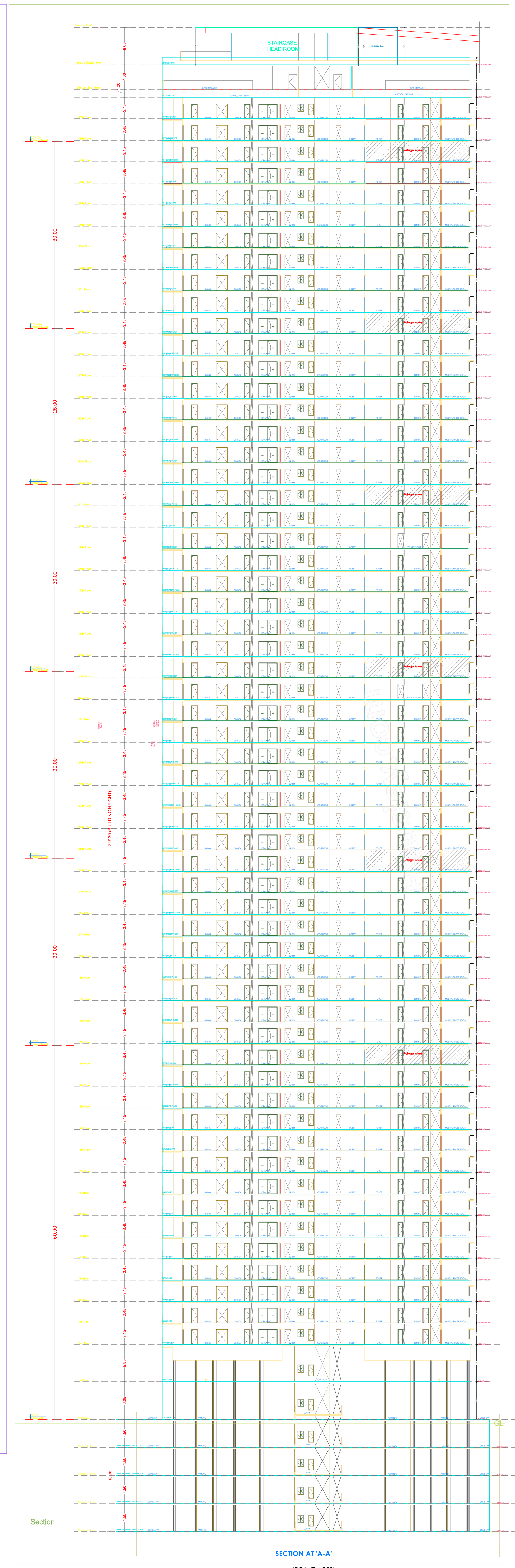

Section

SECTION AT 'A-A'

(SCALE 1:200)



SECTION AT 'B-B'

(SCALE 1:200)

GENERAL CONDITIONS:

1.A dual piping system is a type of plumbing system where two separate sets of pipes are installed to distribute water in a building. One set of pipes carries potable or drinking water, while the other set of pipes carries non-potable or reclaimed water. The potable water pipes are connected to the main water supply and distribute water for drinking, cooking, and bathing. The non-potable or reclaimed water pipes carry water that has been treated and recycled from sources like rainwater, greywater from sinks and showers, or treated wastewater.
2.Parking places in buildings shall be provided with Electric Vehicle Charging Infrastructure as per Central Electricity Authority (CEA) Technical Requirements for Connection of Distributed Generation Sources, CEA Measures of Safety Regulations, 2010 and Ministry of Power Consolidated Guidelines and Standards for EV Charging Infrastructure, as amended from time to time".
3.For Constructions over 10,000 Sq.mt and above and in case of Group Housing Buildings where there are 100 units and above, the plumbing arrangement shall be made in a way that the potable water shall be used for drinking, cooking and bathing only and for rest of the uses, provision for dual piping system shall be made.
4.New building constructions shall have to properly demarcate sections within buildings and on rooftops for housing Broadband/digital connectivity infrastructure / antenna. These areas should have access to power supply for reliable, always on services. Further, Computer Telephony Integration (CTI) of a building shall include the common duct to access the common space used as telecomn room inside the building.
5.Occupancy Certificate to a building shall be granted only after ensuring that the CTI as per the prescribed standards is in place and an undertaking is given by the Architect or Engineer certifying that building has ensured common access to all digital infrastructure to all Service providers in accordance with plan of creation of CTI.

CONDITION:

1 TECHNICAL APPROVAL IS HERE BY ACCORDED FOR ___ <<REs/Comm/others>> Building ____ << floors>> in of plot nos. __ Sy. No: __ situated at in ____ Village & ___ Mandal, ___ District in proceeding letter subject to conditions mentioned on Approved Plan Vide No.___ Dt: ___.
2 All the conditions imposed in Lr. No. ________ Dt: ___ are to be strictly followed.
3 The applicant shall construct the Building as per Sanctioned Plan if any deviations made in setbacks, the 10.00 % mortgaged Built Up Area forfeited, the technical approved building plans will be withdrawn and cancelled without notice and action will be taken as per law.
4 The Cellar/Stilt floor shall be used for parking purpose only and should not be used for any other purposes as per the G.O.Ms.No. 168 MA Dt: 07-04-2012 and its ammendments.
5 The Builder/Developer should construct sump, septic tank and underground drainage as per ISI standards. In addition to the drainage system available.
6 That the applicant shall comply the conditions laid down in the G.O.Ms.No. 168 MA Dt: 07-04-2012 and its Amended Government Orders.
7 This permission does not bar any public agency including HMDA/Local Body to acquire the lands for public purpose as per Law.
8 The Builder/Developer/Owner shall be responsible and ensure that the fire safety, structural stability requirements of the proposed complex are in accordance with the A.P Fire Services Act — 1999.
9 Automatic Sprinkler system is to be provided if the basement area exceeds 200 Sq. Mtrs Electrical wiring and installation shall be certified by the electrical engineers to Ensure electrical fire safety.
10 Transformers shall be provided with 4 hours Rating fire resistant constructions as per Rule 15 (e) of A.P Apartments (Promotion of constructions and ownership) rules, 1987.
11 If any litigations/discrepancy arises in future regarding ownership documents, the applicant is whole responsible and not made party to HMDA or its employees and plans deemed to be withdrawn and cancelled.
12 The HMWS and SB and T.S. Transco not to provide the permanent connection till to produce the occupancy certificate from the Sanctioning Authority.
13 If in case above said conditions are not adhered HMDA/Local Authority can withdraw the said permission.
14 If any cases are pending in court of law with regard to the site U/R and have adverse orders, the permission granted shall be deemed to be withdrawn and cancelled.
15 The applicant/ developer is the whole responsible if any loss of human life or any damage occurs while constructing the building and after construction of building and have no rights to claim to HMDA and its employees shall not be held as a party to any such dispute/ litigations.
16 The HMDA reserve the right to cancel the permission, if it is found that the permission is obtained by false statement or misinterpretation or suppression of any material facts or rule.

| OFFICER DETAILS | |
|---|---|
| OFFICER NAME : | |
| DESIGNATION : | |
| DATE AND TIME : | |
| APPROVAL NO: | SEAL OF APPROVAL |
| DATE OF APPROVAL : | |
| OWNER'S SIGNATURE | ARCHITECT'S SIGNATURE |
| BUILDER'S SIGNATURE | STRUCTURAL ENGINEER'S SIGNATURE |

Note: All dimensions are in meters.

Project Title :PLAN SHOWING THE PROPOSED RESIDENTIAL APARTMENTS IN SURVEYNO: 344, 347p, 348, 349, 350 SITUATED AT PUPPALGUDA VILLAGE, GANDIPET REVENUE MANDAL, R.R DISTRICT.Belonging To:M/s. LANSUM & MK REALTY LLP.REPRESENTED BY Sri. SOWRYA MOTHKURI, S/o Sri. M. SOMABRAHMAM and Sri. K. UMESH, S/o Late K.N. RAO.

| FILE DETAILS | |
|---|---|
| LTP NAME : | Lansum Properties |
| LTP LICENCE NO : 2023 | DATE : 08-09-2024 |
| FILE NO : TS/047618/2024 | SHEET NO.: 9 / 15 |
| SHEET NAME : | Building Plan Details |

COMMON BASEMENT FOURTH FLOOR PLAN
(SCALE 1:100)

SCHEDULE OF JOINERY

| BUILDING NAME | NAME | L X H | NOS |
|---|---|---|---|
| BLOCK (A) | D2 | 0.00 X 2.10 | 06 |
| BLOCK (A) | D2 | 0.85 X 2.10 | 1477 |
| BLOCK (A) | OPEN | 0.90 X 2.10 | 454 |
| BLOCK (A) | D1 | 1.00 X 2.10 | 912 |
| BLOCK (A) | MD | 1.05 X 2.10 | 230 |
| BLOCK (A) | OPEN | 1.33 X 2.10 | 58 |
| BLOCK (A) | OPEN | 1.42 X 2.10 | 58 |
| BLOCK (A) | D | 1.50 X 2.10 | 02 |
| BLOCK (A) | OPEN | 1.68 X 2.10 | 58 |
| BLOCK (A) | OPEN | 1.82 X 2.10 | 58 |
| BLOCK (A) | OPEN | 1.99 X 2.10 | 114 |
| BLOCK (A) | SD | 3.00 X 2.10 | 110 |

SCHEDULE OF JOINERY

| BUILDING NAME | NAME | L X H | NOS |
|---|---|---|---|
| BLOCK (A) | V | 0.75 X 1.20 | 1027 |
| BLOCK (A) | W2 | 0.75 X 1.50 | 58 |
| BLOCK (A) | W5 | 0.84 X 1.50 | 115 |
| BLOCK (A) | W4 | 1.20 X 1.50 | 346 |
| BLOCK (A) | W5 | 1.50 X 1.50 | 230 |
| BLOCK (A) | W6 | 1.80 X 1.50 | 342 |
| BLOCK (A) | SD/W4 | 1.80 X 2.10 | 166 |
| BLOCK (A) | GLSW | 10.00 X 2.10 | 02 |
| BLOCK (A) | W8 | 2.40 X 1.50 | 278 |
| BLOCK (A) | SD/W3 | 2.40 X 2.10 | 290 |
| BLOCK (A) | SD/W2 | 3.00 X 2.10 | 172 |
| BLOCK (A) | W11 | 3.38 X 1.50 | 116 |
| BLOCK (A) | SD/W2 | 3.76 X 2.10 | 114 |
| BLOCK (A) | GLSW | 6.00 X 2.10 | 02 |

ISO_full_bleed_4A0_(1682.00_x_2378.00_MM)

GENERAL CONDITIONS:

1.A dual piping system is a type of plumbing system where two separate sets of pipes are installed to distribute water in a building. One set of pipes carries potable or drinking water, while the other set of pipes carries non-potable or reclaimed water. The potable water pipes are connected to the main water supply and distribute water for drinking, cooking, and bathing. The non-potable or reclaimed water pipes carry water that has been treated and recycled from sources like rainwater, greywater from sinks and showers, or treated wastewater.
2.Parking places in buildings shall be provided with Electric Vehicle Charging Infrastructure as per Central Electricity Authority (CEA) Technical Requirements for Connection of Distributed Generation Sources, CEA Measures of Safety Regulations, 2010 and Ministry of Power Consolidated Guidelines and Standards for EV Charging Infrastructure, as amended from time to time".
3.For Constructions over 10,000 Sq.mt and above and in case of Group Housing Buildings where there are 100 units and above, the plumbing arrangement shall be made in a way that the potable water shall be used for drinking, cooking and bathing only and for rest of the uses, provision for dual piping system shall be made.
4.New building constructions shall have to properly demarcate sections within buildings and on rooftops for housing Broadband/digital connectivity infrastructure / antenna. These areas should have access to power supply for reliable, always on services. Further, Computer Telephony Integration (CTI) of a building shall include the common duct to access the common space used as telecomn room inside the building.
5.Occupancy Certificate to a building shall be granted only after ensuring that the CTI as per the prescribed standards is in place and an undertaking is given by the Architect or Engineer certifying that building has ensured common access to all digital infrastructure to all Service providers in accordance with plan of creation of CTI.

CONDITION:

1 TECHNICAL APPROVAL IS HERE BY ACCORDED FOR ___ <<REs/Comm/others>> Building ____ << floors>> in of plot nos. __ Sy. No: __ situated at in ____ Village & ___ Mandal, ___ District in proceeding letter subject to conditions mentioned on Approved Plan Vide No.___ Dt: ___.
2 All the conditions imposed in Lr. No. ________ Dt: ___ are to be strictly followed.
3 The applicant shall construct the Building as per Sanctioned Plan if any deviations made in setbacks, the 10.00 % mortgaged Built Up Area forfeited, the technical approved building plans will be withdrawn and cancelled without notice and action will be taken as per law.
4 The Cellar/Stilt floor shall be used for parking purpose only and should not be used for any other purposes as per the G.O.Ms.No. 168 MA Dt: 07-04-2012 and its ammendments.
5 The Builder/Developer should construct sump, septic tank and underground drainage as per ISI standards. In addition to the drainage system available.
6 That the applicant shall comply the conditions laid down in the G.O.Ms.No. 168 MA Dt: 07-04-2012 and its Amended Government Orders.
7 This permission does not bar any public agency including HMDA/Local Body to acquire the lands for public purpose as per Law.
8 The Builder/Developer/Owner shall be responsible and ensure that the fire safety, structural stability requirements of the proposed complex are in accordance with the A.P Fire Services Act — 1999.
9 Automatic Sprinkler system is to be provided if the basement area exceeds 200 Sq. Mtrs Electrical wiring and installation shall be certified by the electrical engineers to Ensure electrical fire safety.
10 Transformers shall be provided with 4 hours Rating fire resistant constructions as per Rule 15 (e) of A.P Apartments (Promotion of constructions and ownership) rules, 1987.
11 If any litigations/discrepancy arises in future regarding ownership documents, the applicant is whole responsible and not made party to HMDA or its employees and plans deemed to be withdrawn and cancelled.
12 The HMWS and SB and T.S. Transco not to provide the permanent connection till to produce the occupancy certificate from the Sanctioning Authority.
13 If in case above said conditions are not adhered HMDA/Local Authority can withdraw the said permission.
14 If any cases are pending in court of law with regard to the site U/R and have adverse orders, the permission granted shall be deemed to be withdrawn and cancelled.
15 The applicant/ developer is the whole responsible if any loss of human life or any damage occurs while constructing the building and after construction of building and have no rights to claim to HMDA and its employees shall not be held as a party to any such dispute/ litigations.
16 The HMDA reserve the right to cancel the permission, if it is found that the permission is obtained by false statement or misinterpretation or suppression of any material facts or rule.

| OFFICER DETAILS | |
|---|---|
| OFFICER NAME : | |
| DESIGNATION : | |
| DATE AND TIME : | |
| APPROVAL NO: | SEAL OF APPROVAL |
| DATE OF APPROVAL : | |
| OWNER'S SIGNATURE | ARCHITECT'S SIGNATURE |
| BUILDER'S SIGNATURE | STRUCTURAL ENGINEER'S SIGNATURE |

Note: All dimensions are in meters.

Project Title :PLAN SHOWING THE PROPOSED RESIDENTIAL APARTMENTS IN SURVEYNO: 344, 347p, 348, 349, 350 SITUATED AT PUPPALGUDA VILLAGE, GANDIPET REVENUE MANDAL, R.R DISTRICT.Belonging To:M/s. LANSUM & MK REALTY LLP.REPRESENTED BY Sri. SOWRYA MOTHKURI, S/o Sri. M. SOMABRAHMAM and Sri. K. UMESH, S/o Late K.N. RAO.

| FILE DETAILS | | | |
|---|---|---|---|
| LTP NAME : | Lansum Properties | | |
| LTP LICENCE NO : | 2023 | DATE : | 08-09-2024 |
| FILE NO : | TS/047618/2024 | SHEET NO.: | 10 / 15 |
| SHEET NAME : | Building Plan Details | | |

COMMON BASEMENT THIRD FLOOR PLAN
(SCALE 1:100)

GENERAL CONDITIONS:

1.A dual piping system is a type of plumbing system where two separate sets of pipes are installed to distribute water in a building. One set of pipes carries potable or drinking water, while the other set of pipes carries non-potable or reclaimed water. The potable water pipes are connected to the main water supply and distribute water for drinking, cooking, and bathing. The non-potable or reclaimed water pipes carry water that has been treated and recycled from sources like rainwater, greywater from sinks and showers, or treated wastewater.
2.Parking places in buildings shall be provided with Electric Vehicle Charging Infrastructure as per Central Electricity Authority (CEA) Technical Requirements for Connection of Distributed Generation Sources, CEA Measures of Safety Regulations, 2010 and Ministry of Power Consolidated Guidelines and Standards for EV Charging Infrastructure, as amended from time to time".
3.For Constructions over 10,000 Sq.mt and above and in case of Group Housing Buildings where there are 100 units and above, the plumbing arrangement shall be made in a way that the potable water shall be used for drinking, cooking and bathing only and for rest of the uses, provision for dual piping system shall be made.
4.New building constructions shall have to properly demarcate sections within buildings and on rooftops for housing Broadband/digital connectivity infrastructure / antenna. These areas should have access to power supply for reliable, always on services. Further, Computer Telephony Integration (CTI) of a building shall include the common duct to access the common space used as telecomn room inside the building.
5.Occupancy Certificate to a building shall be granted only after ensuring that the CTI as per the prescribed standards is in place and an undertaking is given by the Architect or Engineer certifying that building has ensured common access to all digital infrastructure to all Service providers in accordance with plan of creation of CTI.

CONDITION:

1 TECHNICAL APPROVAL IS HERE BY ACCORDED FOR ___ <<REs/Comm/others>> Building ____ << floors>> in of plot nos. __ Sy. No: __ situated at in ____ Village & ___ Mandal, ___ District in proceeding letter subject to conditions mentioned on Approved Plan Vide No.___ Dt: ___.
2 All the conditions imposed in Lr. No. ________ Dt: ___ are to be strictly followed.
3 The applicant shall construct the Building as per Sanctioned Plan if any deviations made in setbacks, the 10.00 % mortgaged Built Up Area forfeited, the technical approved building plans will be withdrawn and cancelled without notice and action will be taken as per law.
4 The Cellar/Stilt floor shall be used for parking purpose only and should not be used for any other purposes as per the G.O.Ms.No. 168 MA Dt: 07-04-2012 and its ammendments.
5 The Builder/Developer should construct sump, septic tank and underground drainage as per ISI standards. In addition to the drainage system available.
6 That the applicant shall comply the conditions laid down in the G.O.Ms.No. 168 MA Dt: 07-04-2012 and its Amended Government Orders.
7 This permission does not bar any public agency including HMDA/Local Body to acquire the lands for public purpose as per Law.
8 The Builder/Developer/Owner shall be responsible and ensure that the fire safety, structural stability requirements of the proposed complex are in accordance with the A.P Fire Services Act — 1999.
9 Automatic Sprinkler system is to be provided if the basement area exceeds 200 Sq. Mtrs Electrical wiring and installation shall be certified by the electrical engineers to Ensure electrical fire safety.
10 Transformers shall be provided with 4 hours Rating fire resistant constructions as per Rule 15 (e) of A.P Apartments (Promotion of constructions and ownership) rules, 1987.
11 If any litigations/discrepancy arises in future regarding ownership documents, the applicant is whole responsible and not made party to HMDA or its employees and plans deemed to be withdrawn and cancelled.
12 The HMWS and SB and T.S. Transco not to provide the permanent connection till to produce the occupancy certificate from the Sanctioning Authority.
13 If in case above said conditions are not adhered HMDA/Local Authority can withdraw the said permission.
14 If any cases are pending in court of law with regard to the site U/R and have adverse orders, the permission granted shall be deemed to be withdrawn and cancelled.
15 The applicant/ developer is the whole responsible if any loss of human life or any damage occurs while constructing the building and after construction of building and have no rights to claim to HMDA and its employees shall not be held as a party to any such dispute/ litigations.
16 The HMDA reserve the right to cancel the permission, if it is found that the permission is obtained by false statement or misinterpretation or suppression of any material facts or rule.

| OFFICER DETAILS | |
|---|---|
| OFFICER NAME : | |
| DESIGNATION : | |
| DATE AND TIME : | |
| APPROVAL NO: | SEAL OF APPROVAL |
| DATE OF APPROVAL : | |
| OWNER'S SIGNATURE | ARCHITECT'S SIGNATURE |
| BUILDER'S SIGNATURE | STRUCTURAL ENGINEER'S SIGNATURE |

ISO_full_bleed_4A0_(1682.00_x_2378.00_MM)

Note: All dimensions are in meters.

Project Title :PLAN SHOWING THE PROPOSED RESIDENTIAL APARTMENTS IN SURVEYNO: 344, 347p, 348, 349, 350 SITUATED AT PUPPALGUDA VILLAGE, GANDIPET REVENUE MANDAL, R.R DISTRICT.Belonging To:M/s. LANSUM & MK REALTY LLP.REPRESENTED BY Sri. SOWRYA MOTHKURI, S/o Sri. M. SOMABRAHMAM and Sri. K. UMESH, S/o Late K.N. RAO.

| FILE DETAILS | |
|---|---|
| LTP NAME : Lansum Properties | |
| LTP LICENCE NO : 2023 | DATE : 08-09-2024 |
| FILE NO : TS/047618/2024 | SHEET NO.: 11 / 15 |
| SHEET NAME : Building Plan Details | |

COMMON BASEMENT SECOND FLOOR PLAN
(SCALE 1:100)

GENERAL CONDITIONS:

1.A dual piping system is a type of plumbing system where two separate sets of pipes are installed to distribute water in a building. One set of pipes carries potable or drinking water, while the other set of pipes carries non-potable or reclaimed water. The potable water pipes are connected to the main water supply and distribute water for drinking, cooking, and bathing. The non-potable or reclaimed water pipes carry water that has been treated and recycled from sources like rainwater, greywater from sinks and showers, or treated wastewater.
2.Parking places in buildings shall be provided with Electric Vehicle Charging Infrastructure as per Central Electricity Authority (CEA) Technical Requirements for Connection of Distributed Generation Sources, CEA Measures of Safety Regulations, 2010 and Ministry of Power Consolidated Guidelines and Standards for EV Charging Infrastructure, as amended from time to time".
3.For Constructions over 10,000 Sq.mt and above and in case of Group Housing Buildings where there are 100 units and above, the plumbing arrangement shall be made in a way that the potable water shall be used for drinking, cooking and bathing only and for rest of the uses, provision for dual piping system shall be made.
4.New building constructions shall have to properly demarcate sections within buildings and on rooftops for housing Broadband/digital connectivity infrastructure / antenna. These areas should have access to power supply for reliable, always on services. Further, Computer Telephony Integration (CTI) of a building shall include the common duct to access the common space used as telecomn room inside the building.
5.Occupancy Certificate to a building shall be granted only after ensuring that the CTI as per the prescribed standards is in place and an undertaking is given by the Architect or Engineer certifying that building has ensured common access to all digital infrastructure to all Service providers in accordance with plan of creation of CTI.

CONDITION:

1 TECHNICAL APPROVAL IS HERE BY ACCORDED FOR ___ <<REs/Comm/others>> Building ____ << floors>> in of plot nos. __ Sy. No: __ situated at in ____ Village & ___ Mandal, ___ District in proceeding letter subject to conditions mentioned on Approved Plan Vide No.___ Dt: ___.
2 All the conditions imposed in Lr. No. ________ Dt: ___ are to be strictly followed.
3 The applicant shall construct the Building as per Sanctioned Plan if any deviations made in setbacks, the 10.00 % mortgaged Built Up Area forfeited, the technical approved building plans will be withdrawn and cancelled without notice and action will be taken as per law.
4 The Cellar/Stilt floor shall be used for parking purpose only and should not be used for any other purposes as per the G.O.Ms.No. 168 MA Dt: 07-04-2012 and its ammendments.
5 The Builder/Developer should construct sump, septic tank and underground drainage as per ISI standards. In addition to the drainage system available.
6 That the applicant shall comply the conditions laid down in the G.O.Ms.No. 168 MA Dt: 07-04-2012 and its Amended Government Orders.
7 This permission does not bar any public agency including HMDA/Local Body to acquire the lands for public purpose as per Law.
8 The Builder/Developer/Owner shall be responsible and ensure that the fire safety, structural stability requirements of the proposed complex are in accordance with the A.P Fire Services Act — 1999.
9 Automatic Sprinkler system is to be provided if the basement area exceeds 200 Sq. Mtrs Electrical wiring and installation shall be certified by the electrical engineers to Ensure electrical fire safety.
10 Transformers shall be provided with 4 hours Rating fire resistant constructions as per Rule 15 (e) of A.P Apartments (Promotion of constructions and ownership) rules, 1987.
11 If any litigations/discrepancy arises in future regarding ownership documents, the applicant is whole responsible and not made party to HMDA or its employees and plans deemed to be withdrawn and cancelled.
12 The HMWS and SB and T.S. Transco not to provide the permanent connection till to produce the occupancy certificate from the Sanctioning Authority.
13 If in case above said conditions are not adhered HMDA/Local Authority can withdraw the said permission.
14 If any cases are pending in court of law with regard to the site U/R and have adverse orders, the permission granted shall be deemed to be withdrawn and cancelled.
15 The applicant/ developer is the whole responsible if any loss of human life or any damage occurs while constructing the building and after construction of building and have no rights to claim to HMDA and its employees shall not be held as a party to any such dispute/ litigations.
16 The HMDA reserve the right to cancel the permission, if it is found that the permission is obtained by false statement or misinterpretation or suppression of any material facts or rule.

| OFFICER DETAILS | |
|---|---|
| OFFICER NAME : | |
| DESIGNATION : | |
| DATE AND TIME : | |
| APPROVAL NO: | SEAL OF APPROVAL |
| DATE OF APPROVAL : | |
| OWNER'S SIGNATURE | ARCHITECT'S SIGNATURE |
| BUILDER'S SIGNATURE | STRUCTURAL ENGINEER'S SIGNATURE |

Note: All dimensions are in meters.

ISO_full_bleed_4A0_(1682.00_x_2378.00_MM)

Project Title :PLAN SHOWING THE PROPOSED RESIDENTIAL APARTMENTS IN SURVEYNO: 344, 347p, 348, 349, 350 SITUATED AT PUPPALGUDA VILLAGE, GANDIPET REVENUE MANDAL, R.R DISTRICT.Belonging To:M/s. LANSUM & MK REALTY LLP.REPRESENTED BY Sri. SOWRYA MOTHKURI, S/o Sri. M. SOMABRAHMAM and Sri. K. UMESH, S/o Late K.N. RAO.

| FILE DETAILS | | | |
|---|---|---|---|
| LTP NAME : | Lansum Properties | | |
| LTP LICENCE NO : | 2023 | DATE : | 08-09-2024 |
| FILE NO : | TS/047618/2024 | SHEET NO.: | 12 / 15 |
| SHEET NAME : | Building Plan Details | | |

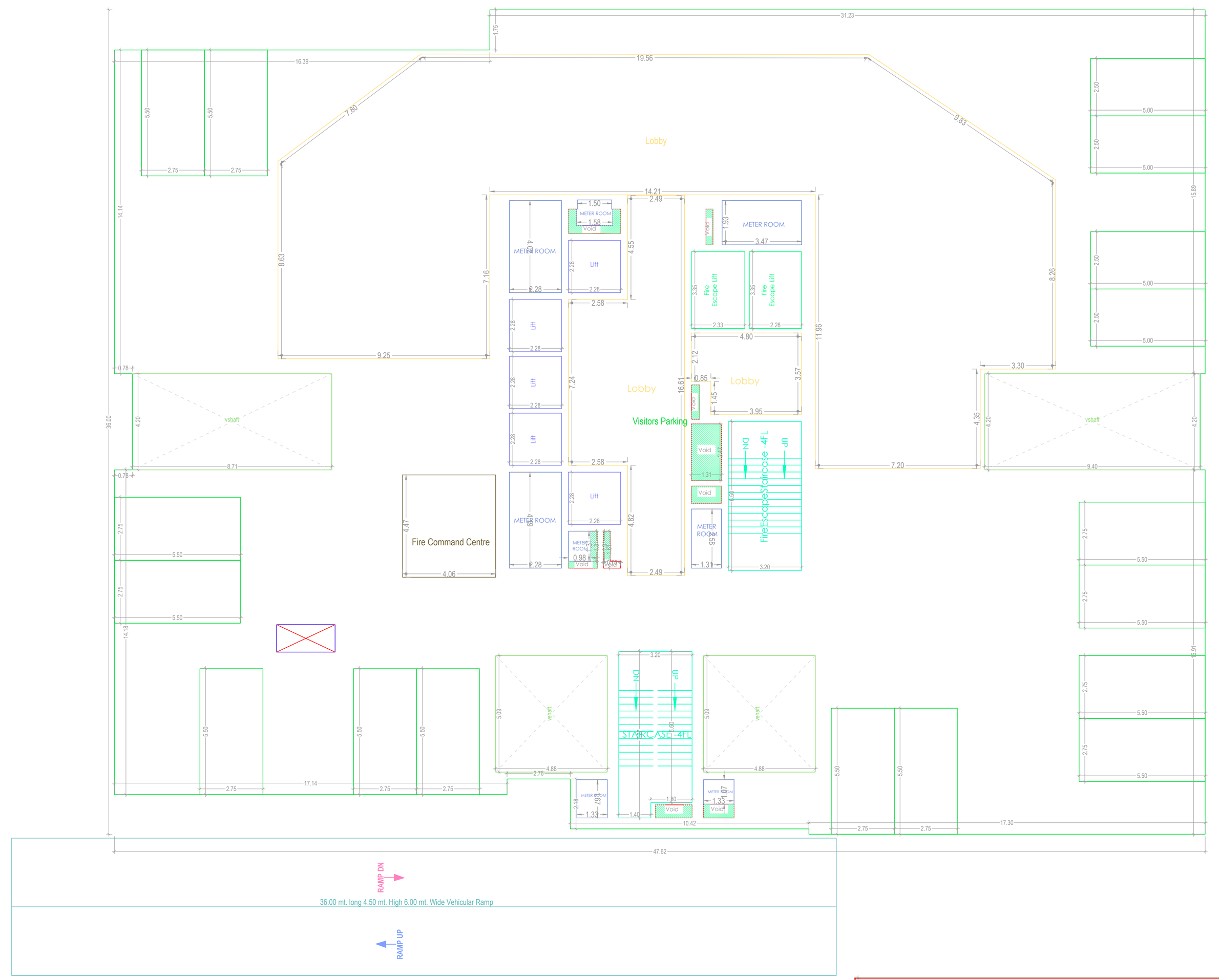

STILT ONE FLOOR PLAN
(SCALE 1:100)

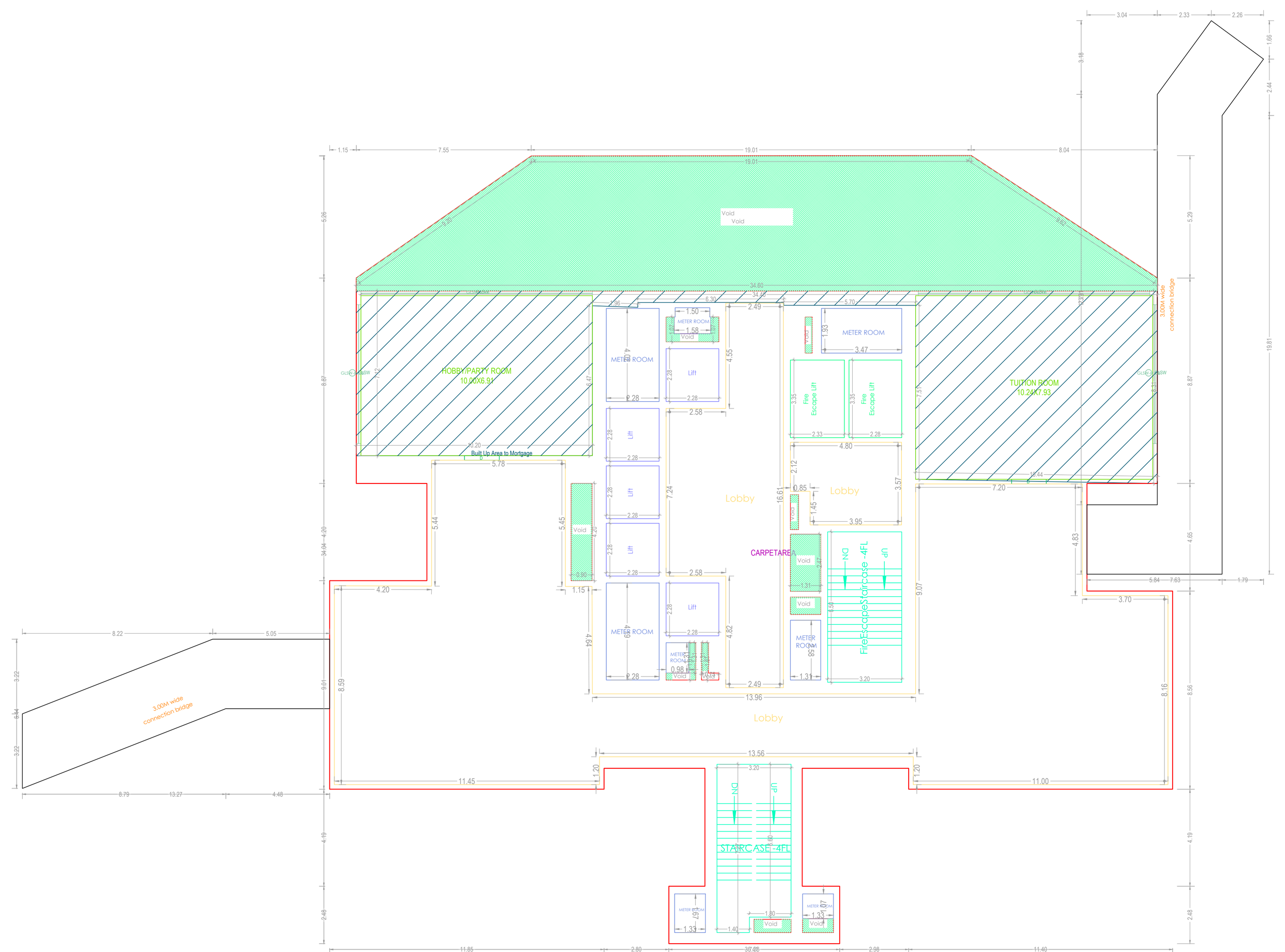

FIRST FLOOR PLAN
(Proposed)
(SCALE 1:100)

SECOND FLOOR PLAN
(Proposed)
(SCALE 1:100)

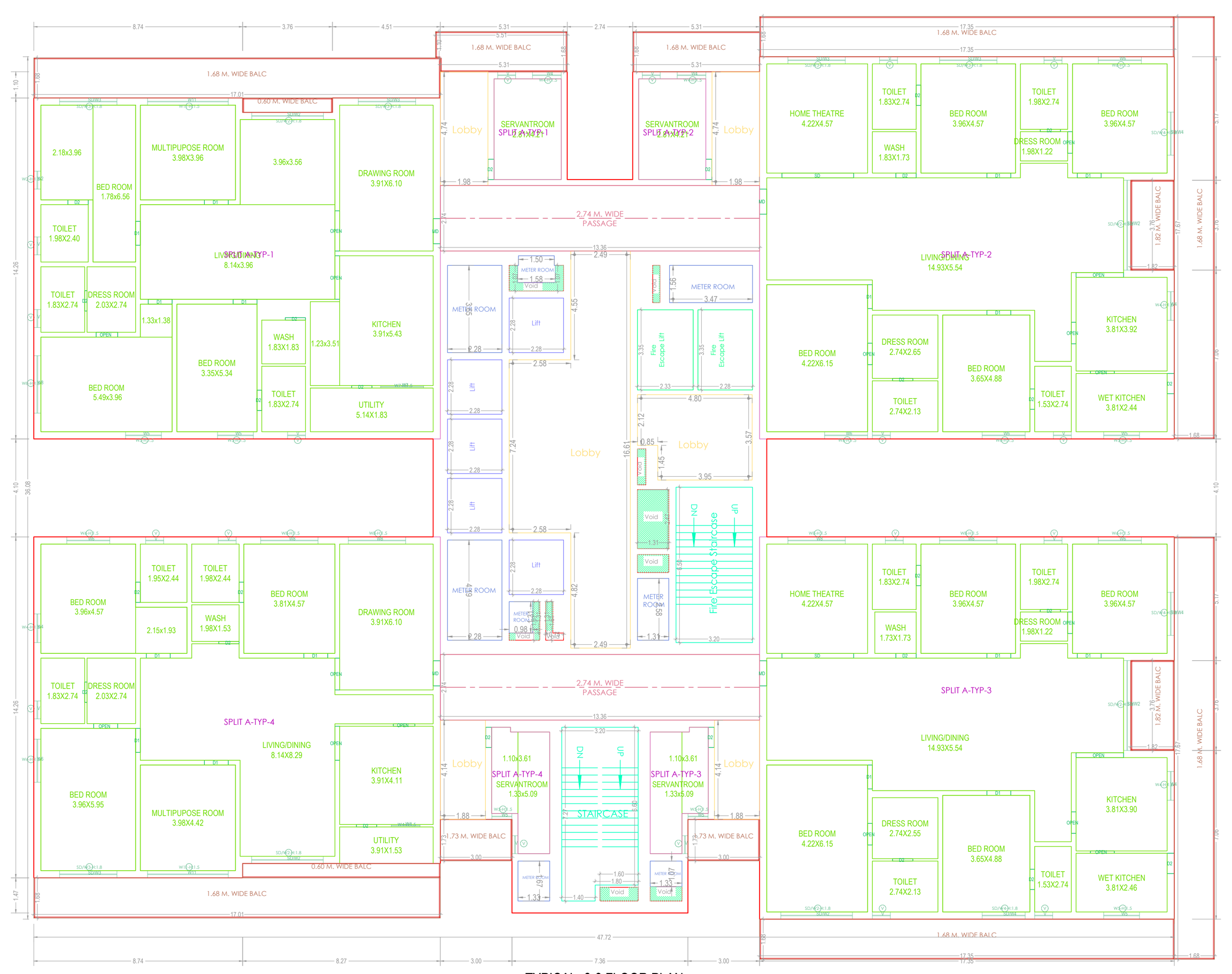

TYPICAL -3-9 FLOOR PLAN
(Proposed)
(SCALE 1:100)

TYPICAL - 10-14, 16-23, 25-32, 34-40 FLOOR PLAN
(Proposed)
(SCALE 1:100)

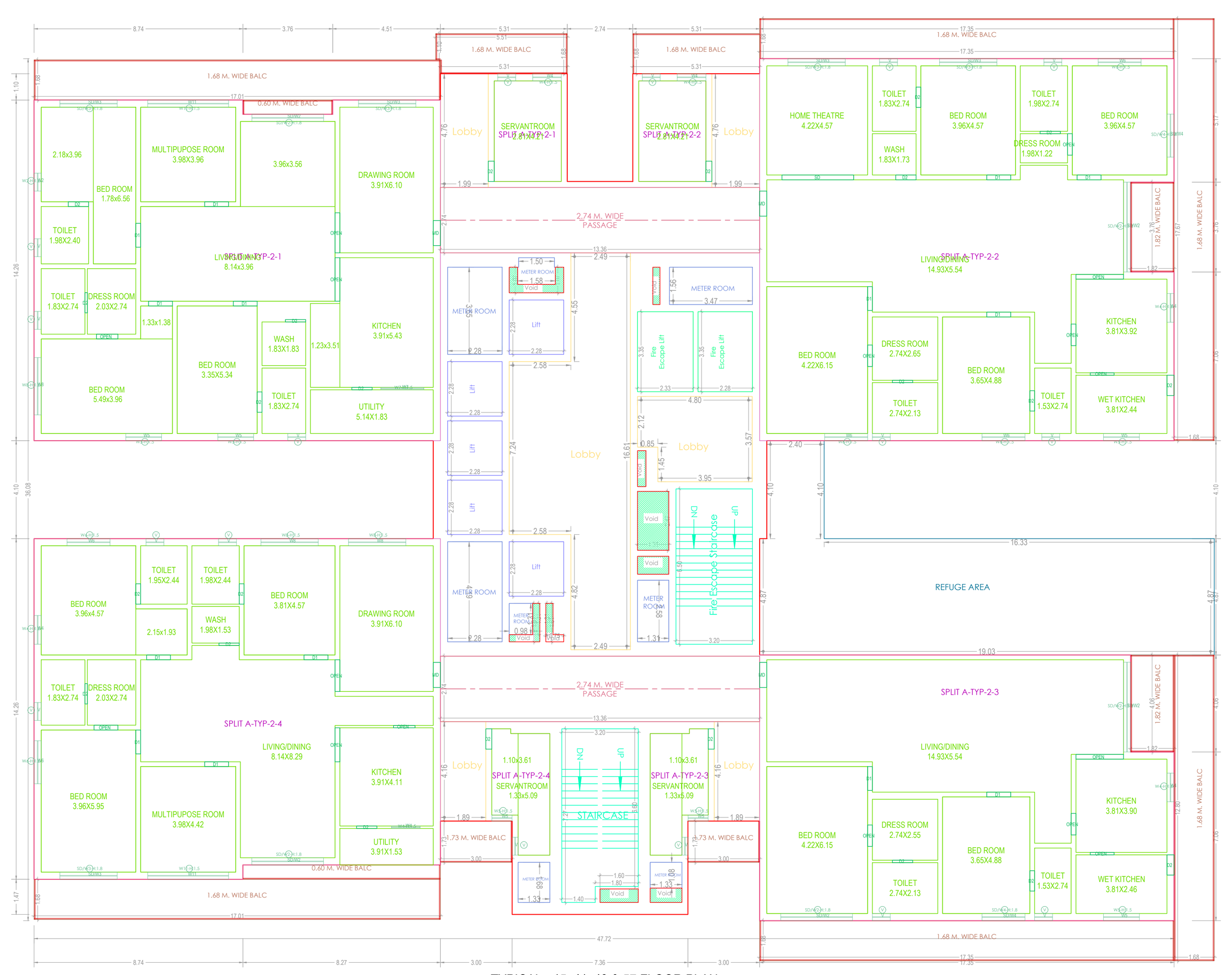

TYPICAL - 15, 41, 49 & 57 FLOOR PLAN
(Proposed)
(SCALE 1:100)

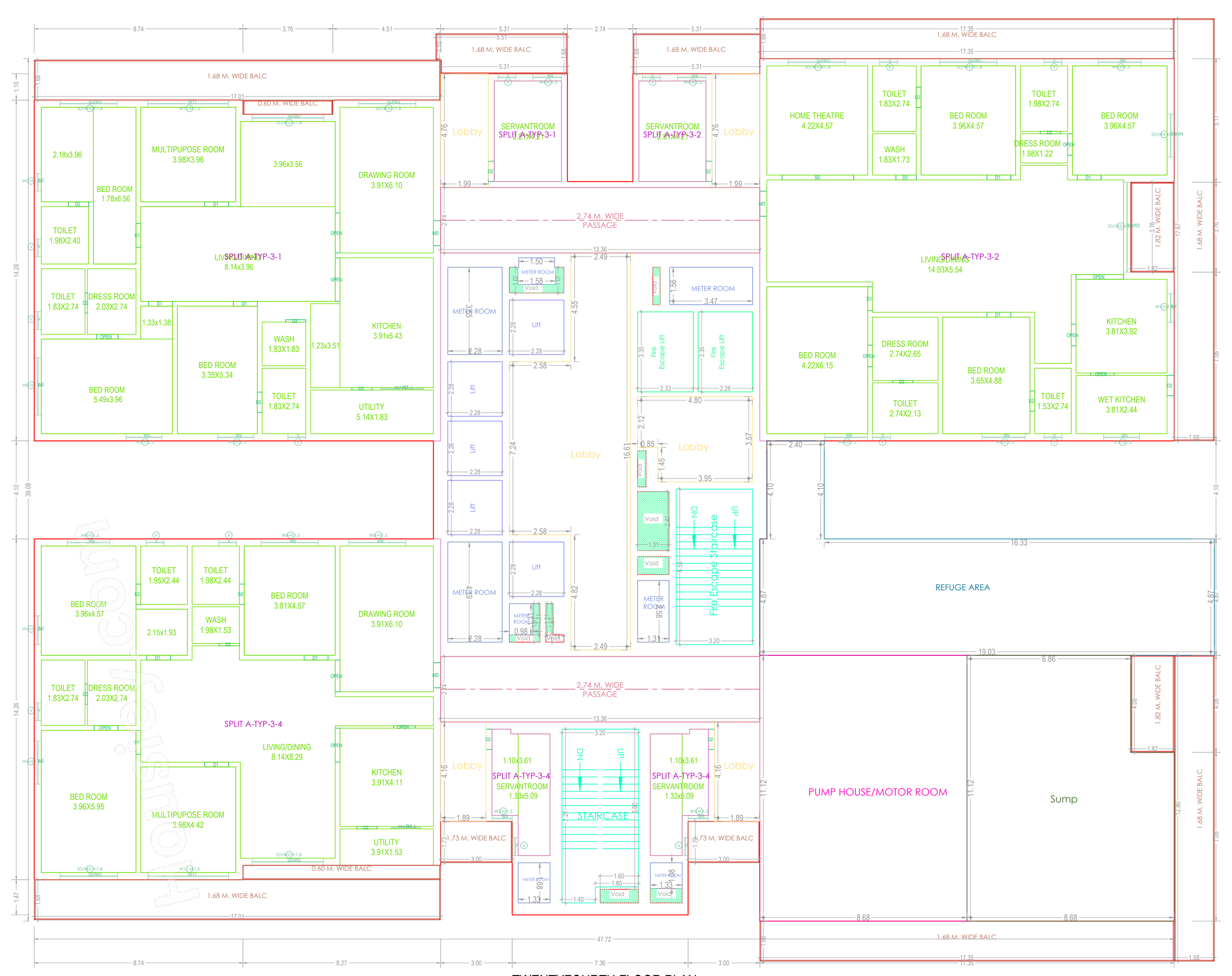

TWENTYFOURTH FLOOR PLAN
(Proposed)
(SCALE 1:100)

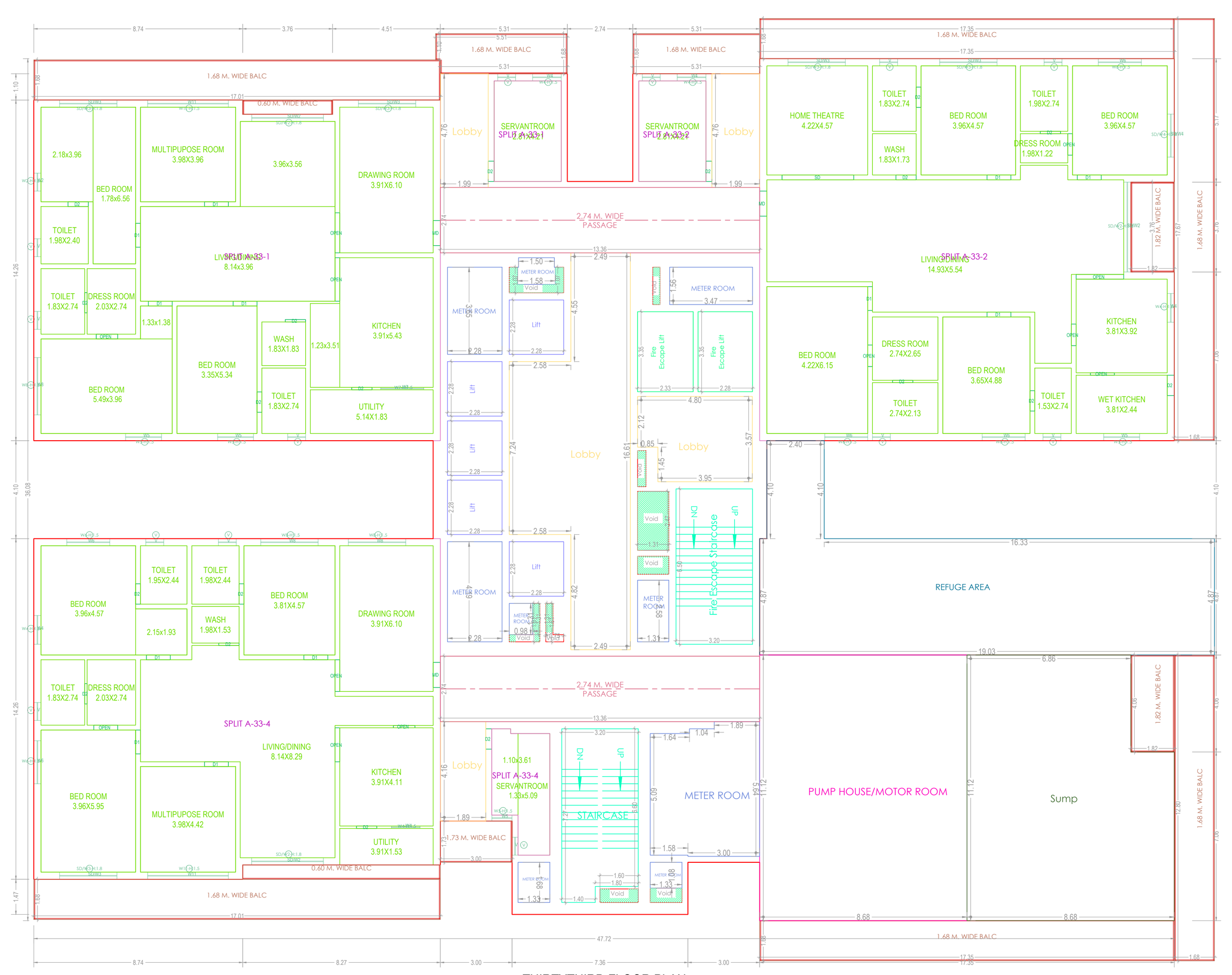

THIRTYTHIRD FLOOR PLAN
(Proposed)
(SCALE 1:100)

BUILDING :BLOCK (A)

| FLOOR NAME | TOTAL BUA | DEDUCTIONS | | | NET BUA | TNMTS. | Carpet Area other than Dwelling Unit | PARKING AREA | NO OF STACK | NET PARKING |
|---|---|---|---|---|---|---|---|---|---|---|
| | | VSHAFT | VOID | ACCES. | RESI. | | | | | |
| COMMON BASEMENT FOURTH FLOOR | 19799.41 | 568.03 | 23.73 | 1132.89 | 0.00 | 00 | 0.00 | 17527.71 | 1 | 17527.71 |
| COMMON BASEMENT THIRD FLOOR | 19799.38 | 573.96 | 23.73 | 1132.89 | 0.00 | 00 | 0.00 | 17521.75 | 1 | 17521.75 |
| COMMON BASEMENT SECOND FLOOR | 19799.41 | 573.88 | 23.73 | 319.05 | 0.00 | 00 | 0.00 | 18882.75 | 1 | 18882.75 |
| COMMON BASEMENT FIRST FLOOR | 19799.40 | 573.73 | 27.22 | 2021.19 | 0.00 | 00 | 0.00 | 16964.09 | 1 | 16964.09 |
| STILT ONE FLOOR | 135.36 | 125.74 | 9.62 | 478.50 | 0.00 | 00 | 0.00 | 0.00 | 1 | 0.00 |
| FIRST FLOOR | 922.38 | 0.00 | 174.30 | 0.00 | 748.08 | 00 | 671.19 | 0.00 | 0 | 0.00 |
| SECOND FLOOR | 1680.02 | 0.00 | 9.62 | 0.00 | 1670.40 | 08 | 0.00 | 0.00 | 0 | 0.00 |
| THIRD FLOOR | 1680.02 | 0.00 | 9.62 | 0.00 | 1670.40 | 00 | 0.00 | 0.00 | 0 | 0.00 |
| FOURTH FLOOR | 1680.02 | 0.00 | 9.62 | 0.00 | 1670.40 | 00 | 0.00 | 0.00 | 0 | 0.00 |
| FIFTH FLOOR | 1680.02 | 0.00 | 9.62 | 0.00 | 1670.40 | 00 | 0.00 | 0.00 | 0 | 0.00 |
| SIXTH FLOOR | 1680.02 | 0.00 | 9.62 | 0.00 | 1670.40 | 00 | 0.00 | 0.00 | 0 | 0.00 |
| SEVENTH FLOOR | 1680.02 | 0.00 | 9.62 | 0.00 | 1670.40 | 00 | 0.00 | 0.00 | 0 | 0.00 |
| EIGHTH FLOOR | 1680.02 | 0.00 | 9.62 | 0.00 | 1670.40 | 00 | 0.00 | 0.00 | 0 | 0.00 |
| NINTH FLOOR | 1680.02 | 0.00 | 9.62 | 0.00 | 1670.40 | 00 | 0.00 | 0.00 | 0 | 0.00 |
| TENTH FLOOR | 1680.02 | 0.00 | 9.62 | 0.00 | 1670.40 | 04 | 0.00 | 0.00 | 0 | 0.00 |
| ELEVENTH FLOOR | 1680.02 | 0.00 | 9.62 | 0.00 | 1670.40 | 04 | 0.00 | 0.00 | 0 | 0.00 |
| TWELFTH FLOOR | 1680.02 | 0.00 | 9.62 | 0.00 | 1670.40 | 04 | 0.00 | 0.00 | 0 | 0.00 |
| THIRTEENTH FLOOR | 1680.02 | 0.00 | 9.62 | 0.00 | 1670.40 | 04 | 0.00 | 0.00 | 0 | 0.00 |
| FOURTEENTH FLOOR | 1680.02 | 0.00 | 9.62 | 0.00 | 1670.40 | 04 | 0.00 | 0.00 | 0 | 0.00 |
| FIFTEENTH FLOOR | 1689.86 | 0.00 | 9.62 | 0.00 | 1680.24 | 04 | 0.00 | 0.00 | 0 | 0.00 |
| SIXTEENTH FLOOR | 1680.02 | 0.00 | 9.62 | 0.00 | 1670.40 | 04 | 0.00 | 0.00 | 0 | 0.00 |
| SEVENTEENTH FLOOR | 1680.02 | 0.00 | 9.62 | 0.00 | 1670.40 | 04 | 0.00 | 0.00 | 0 | 0.00 |
| EIGHTEENTH FLOOR | 1680.02 | 0.00 | 9.62 | 0.00 | 1670.40 | 04 | 0.00 | 0.00 | 0 | 0.00 |
| NINETEENTH FLOOR | 1680.02 | 0.00 | 9.62 | 0.00 | 1670.40 | 04 | 0.00 | 0.00 | 0 | 0.00 |
| TWENTIETH FLOOR | 1680.02 | 0.00 | 9.62 | 0.00 | 1670.40 | 04 | 0.00 | 0.00 | 0 | 0.00 |
| TWENTYFIRST FLOOR | 1680.02 | 0.00 | 9.62 | 0.00 | 1670.40 | 04 | 0.00 | 0.00 | 0 | 0.00 |
| TWENTYSECOND FLOOR | 1680.02 | 0.00 | 9.62 | 0.00 | 1670.40 | 04 | 0.00 | 0.00 | 0 | 0.00 |
| TWENTYTHIRD FLOOR | 1680.02 | 0.00 | 9.62 | 0.00 | 1670.40 | 04 | 0.00 | 0.00 | 0 | 0.00 |
| TWENTYFOURTH FLOOR | 1689.86 | 0.00 | 9.62 | 0.00 | 1680.24 | 03 | 0.00 | 0.00 | 0 | 0.00 |
| TWENTYFIFTH FLOOR | 1680.02 | 0.00 | 9.62 | 0.00 | 1670.40 | 04 | 0.00 | 0.00 | 0 | 0.00 |
| TWENTYSIXTH FLOOR | 1680.02 | 0.00 | 9.62 | 0.00 | 1670.40 | 04 | 0.00 | 0.00 | 0 | 0.00 |
| TWENTYSEVENTH FLOOR | 1680.02 | 0.00 | 9.62 | 0.00 | 1670.40 | 04 | 0.00 | 0.00 | 0 | 0.00 |
| TWENTYEIGHTH FLOOR | 1680.02 | 0.00 | 9.62 | 0.00 | 1670.40 | 04 | 0.00 | 0.00 | 0 | 0.00 |
| TWENTYNINTH FLOOR | 1680.02 | 0.00 | 9.62 | 0.00 | 1670.40 | 04 | 0.00 | 0.00 | 0 | 0.00 |
| THIRTIETH FLOOR | 1680.02 | 0.00 | 9.62 | 0.00 | 1670.40 | 04 | 0.00 | 0.00 | 0 | 0.00 |
| THIRTYFIRST FLOOR | 1680.02 | 0.00 | 9.62 | 0.00 | 1670.40 | 04 | 0.00 | 0.00 | 0 | 0.00 |
| THIRTYSECOND FLOOR | 1680.02 | 0.00 | 9.62 | 0.00 | 1670.40 | 04 | 0.00 | 0.00 | 0 | 0.00 |
| THIRTYTHIRD FLOOR | 1689.86 | 0.00 | 9.62 | 0.00 | 1680.24 | 03 | 0.00 | 0.00 | 0 | 0.00 |
| THIRTYFOURTH FLOOR | 1680.02 | 0.00 | 9.62 | 0.00 | 1670.40 | 04 | 0.00 | 0.00 | 0 | 0.00 |
| THIRTYFIFTH FLOOR | 1680.02 | 0.00 | 9.62 | 0.00 | 1670.40 | 04 | 0.00 | 0.00 | 0 | 0.00 |
| THIRTYSIXTH FLOOR | 1680.02 | 0.00 | 9.62 | 0.00 | 1670.40 | 04 | 0.00 | 0.00 | 0 | 0.00 |
| THIRTYSEVENTH FLOOR | 1680.02 | 0.00 | 9.62 | 0.00 | 1670.40 | 04 | 0.00 | 0.00 | 0 | 0.00 |
| THIRTYEIGHTH FLOOR | 1680.02 | 0.00 | 9.62 | 0.00 | 1670.40 | 04 | 0.00 | 0.00 | 0 | 0.00 |
| THIRTYNINTH FLOOR | 1680.02 | 0.00 | 9.62 | 0.00 | 1670.40 | 04 | 0.00 | 0.00 | 0 | 0.00 |
| FORTIETH FLOOR | 1680.02 | 0.00 | 9.62 | 0.00 | 1670.40 | 04 | 0.00 | 0.00 | 0 | 0.00 |
| FORTYFIRST FLOOR | 1689.86 | 0.00 | 9.62 | 0.00 | 1680.24 | 04 | 0.00 | 0.00 | 0 | 0.00 |
| FORTYSECOND FLOOR | 1680.02 | 0.00 | 9.62 | 0.00 | 1670.40 | 04 | 0.00 | 0.00 | 0 | 0.00 |
| FORTYTHIRD FLOOR | 1680.02 | 0.00 | 9.62 | 0.00 | 1670.40 | 04 | 0.00 | 0.00 | 0 | 0.00 |
| FORTYFOURTH FLOOR | 1680.02 | 0.00 | 9.62 | 0.00 | 1670.40 | 04 | 0.00 | 0.00 | 0 | 0.00 |
| FORTYFIFTH FLOOR | 1680.02 | 0.00 | 9.62 | 0.00 | 1670.40 | 04 | 0.00 | 0.00 | 0 | 0.00 |
| FORTYSIXTH FLOOR | 1680.02 | 0.00 | 9.62 | 0.00 | 1670.40 | 04 | 0.00 | 0.00 | 0 | 0.00 |
| FORTYSEVENTH FLOOR | 1680.02 | 0.00 | 9.62 | 0.00 | 1670.40 | 04 | 0.00 | 0.00 | 0 | 0.00 |
| FORTYEIGHTH FLOOR | 1680.02 | 0.00 | 9.62 | 0.00 | 1670.40 | 04 | 0.00 | 0.00 | 0 | 0.00 |
| FORTYNINTH FLOOR | 1689.86 | 0.00 | 9.62 | 0.00 | 1680.24 | 04 | 0.00 | 0.00 | 0 | 0.00 |
| FIFTIETH FLOOR | 1680.02 | 0.00 | 9.62 | 0.00 | 1670.40 | 04 | 0.00 | 0.00 | 0 | 0.00 |
| FIFTYFIRST FLOOR | 1680.02 | 0.00 | 9.62 | 0.00 | 1670.40 | 04 | 0.00 | 0.00 | 0 | 0.00 |
| FIFTYSECOND FLOOR | 1680.02 | 0.00 | 9.62 | 0.00 | 1670.40 | 04 | 0.00 | 0.00 | 0 | 0.00 |
| FIFTYTHIRD FLOOR | 1680.02 | 0.00 | 9.62 | 0.00 | 1670.40 | 04 | 0.00 | 0.00 | 0 | 0.00 |
| FIFTYFOURTH FLOOR | 1680.02 | 0.00 | 9.62 | 0.00 | 1670.40 | 04 | 0.00 | 0.00 | 0 | 0.00 |
| FIFTYFIFTH FLOOR | 1680.02 | 0.00 | 9.62 | 0.00 | 1670.40 | 04 | 0.00 | 0.00 | 0 | 0.00 |
| FIFTYSIXTH FLOOR | 1680.02 | 0.00 | 9.62 | 0.00 | 1670.40 | 04 | 0.00 | 0.00 | 0 | 0.00 |
| FIFTYSEVENTH FLOOR | 1689.86 | 0.00 | 9.62 | 0.00 | 1680.24 | 04 | 0.00 | 0.00 | 0 | 0.00 |
| FIFTYEIGHTH FLOOR | 1680.02 | 0.00 | 9.62 | 0.00 | 1670.40 | 04 | 0.00 | 0.00 | 0 | 0.00 |
| FIFTYNINTH FLOOR | 1680.02 | 0.00 | 9.62 | 0.00 | 1670.40 | 04 | 0.00 | 0.00 | 0 | 0.00 |
| SIXTIETH FLOOR | 374.36 | 0.00 | 9.62 | 5.41 | 359.33 | 00 | 0.00 | 0.00 | 0 | 0.00 |
| TERRACE FLOOR | 548.80 | 0.00 | 0.00 | 548.80 | 0.00 | 00 | 0.00 | 0.00 | 0 | 0.00 |
| TOTAL | 178678.70 | 2415.34 | 849.91 | 5638.73 | 98049.65 | 206 | 671.19 | 70896.30 | | 70896.30 |
| TOTAL NO OF BLDG | 1 | | | | | | | | | |
| TOTAL | 178678.70 | 2415.34 | 849.91 | 5638.73 | 98049.65 | 206 | 671 | 70896.30 | | 70896.30 |

Balcony Calculations Table

| FLOOR NAME | SIZE | TOTAL AREA |
|---|---|---|
| TYPICAL -3-9 FLOOR PLAN | 1.68 X 17.67 X 2 X 7 | 1569.26 |
| | 1.82 X 3.76 X 2 X 7 | |
| | 1.68 X 17.35 X 2 X 7 | |
| | 1.68 X 17.01 X 2 X 7 | |
| | 0.60 X 3.76 X 1 X 7 | |
| | 0.60 X 8.27 X 1 X 7 | |
| | 1.68 X 5.31 X 1 X 7 | |
| | 1.68 X 5.51 X 1 X 7 | |
| | 1.73 X 3.00 X 2 X 7 | |
| TYPICAL - 15, 41, 49 & 57 FLOOR PLAN | 1.68 X 17.67 X 1 X 4 | 866.16 |
| | 1.82 X 3.76 X 1 X 4 | |
| | 1.68 X 17.35 X 2 X 4 | |
| | 1.68 X 17.01 X 2 X 4 | |
| | 0.60 X 3.76 X 1 X 4 | |
| | 0.60 X 8.27 X 1 X 4 | |
| | 1.68 X 5.31 X 1 X 4 | |
| | 1.68 X 5.51 X 1 X 4 | |
| | 1.73 X 3.00 X 2 X 4 | |
| | 1.68 X 12.80 X 1 X 4 | |
| | 1.82 X 4.06 X 1 X 4 | |
| TWENTYFOURTH FLOOR PLAN | 1.68 X 17.67 X 1 | 216.54 |
| | 1.82 X 3.76 X 1 | |
| | 1.68 X 17.35 X 2 | |
| | 1.68 X 17.01 X 2 | |
| | 0.60 X 3.76 X 1 | |
| | 0.60 X 8.27 X 1 | |
| | 1.68 X 5.31 X 1 | |
| | 1.68 X 5.51 X 1 | |
| | 1.73 X 3.00 X 2 | |
| | 1.68 X 12.80 X 1 | |
| | 1.82 X 4.06 X 1 | |
| THIRTYTHIRD FLOOR PLAN | 1.68 X 17.67 X 1 | 211.35 |
| | 1.82 X 3.76 X 1 | |
| | 1.68 X 17.35 X 2 | |
| | 1.68 X 17.01 X 2 | |
| | 0.60 X 3.76 X 1 | |
| | 0.60 X 8.27 X 1 | |
| | 1.68 X 5.31 X 1 | |
| | 1.68 X 5.51 X 1 | |
| | 1.73 X 3.00 X 1 | |
| | 1.68 X 12.80 X 1 | |
| | 1.82 X 4.06 X 1 | |
| TYPICAL - 10-14, 16-23, 25-32, 34-40 FLOOR PLAN | 1.68 X 17.67 X 2 X 28 | 6277.04 |
| | 1.82 X 3.76 X 2 X 28 | |
| | 1.68 X 17.35 X 2 X 28 | |
| | 1.68 X 17.01 X 2 X 28 | |
| | 0.60 X 3.76 X 1 X 28 | |
| | 0.60 X 8.27 X 1 X 28 | |
| | 1.68 X 5.31 X 1 X 28 | |
| | 1.68 X 5.51 X 1 X 28 | |
| | 1.73 X 3.00 X 2 X 28 | |
| SECOND FLOOR PLAN | 1.68 X 17.67 X 2 | 224.18 |
| | 1.82 X 3.76 X 2 | |
| | 1.68 X 17.35 X 2 | |
| | 1.68 X 17.01 X 2 | |
| | 0.60 X 3.76 X 1 | |
| | 0.60 X 8.27 X 1 | |
| | 1.68 X 5.31 X 1 | |
| | 1.68 X 5.51 X 1 | |
| | 1.73 X 3.00 X 2 | |
| TYPICAL - 42-48 FLOOR PLAN | 1.68 X 17.67 X 2 X 7 | 1569.26 |
| | 1.82 X 3.76 X 2 X 7 | |
| | 1.68 X 17.35 X 2 X 7 | |
| | 1.68 X 17.01 X 2 X 7 | |
| | 0.60 X 3.76 X 1 X 7 | |
| | 0.60 X 8.27 X 1 X 7 | |
| | 1.68 X 5.31 X 1 X 7 | |
| | 1.68 X 5.51 X 1 X 7 | |
| | 1.73 X 3.00 X 2 X 7 | |
| TYPICAL - 50-56, 58 &59 FLOOR PLAN | 1.68 X 17.67 X 2 X 9 | 2017.62 |
| | 1.82 X 3.76 X 2 X 9 | |
| | 1.68 X 17.35 X 2 X 9 | |
| | 1.68 X 17.01 X 2 X 9 | |
| | 0.60 X 3.76 X 1 X 9 | |
| | 0.60 X 8.27 X 1 X 9 | |
| | 1.68 X 5.31 X 1 X 9 | |
| | 1.68 X 5.51 X 1 X 9 | |
| | 1.73 X 3.00 X 2 X 9 | |
| Total | - | 12951.41 |

ISO_full_bleed_4A0_(1682.00_x_2378.00_MM)

GENERAL CONDITIONS:

1.A dual piping system is a type of plumbing system where two separate sets of pipes are installed to distribute water in a building. One set of pipes carries potable or drinking water, while the other set of pipes carries non-potable or reclaimed water. The potable water pipes are connected to the main water supply and distribute water for drinking, cooking, and bathing. The non-potable or reclaimed water pipes carry water that has been treated and recycled from sources like rainwater, greywater from sinks and showers, or treated wastewater.
2.Parking places in buildings shall be provided with Electric Vehicle Charging Infrastructure as per Central Electricity Authority (CEA) Technical Requirements for Connection of Distributed Generation Sources, CEA Measures of Safety Regulations, 2010 and Ministry of Power Consolidated Guidelines and Standards for EV Charging Infrastructure, as amended from time to time".
3.For Constructions over 10,000 Sq.mt and above and in case of Group Housing Buildings where there are 100 units and above, the plumbing arrangement shall be made in a way that the potable water shall be used for drinking, cooking and bathing only and for rest of the uses, provision for dual piping system shall be made.
4.New building constructions shall have to properly demarcate sections within buildings and on rooftops for housing Broadband/digital connectivity infrastructure / antenna. These areas should have access to power supply for reliable, always on services. Further, Computer Telephony Integration (CTI) of a building shall include the common duct to access the common space used as telecomn room inside the building.
5.Occupancy Certificate to a building shall be granted only after ensuring that the CTI as per the prescribed standards is in place and an undertaking is given by the Architect or Engineer certifying that building has ensured common access to all digital infrastructure to all Service providers in accordance with plan of creation of CTI.

CONDITION:

1 TECHNICAL APPROVAL IS HERE BY ACCORDED FOR ___ <<REs/Comm/others>> Building ____ << floors>> in of plot nos. __ Sy. No: __ situated at in ____ Village & ___ Mandal, ___ District in proceeding letter subject to conditions mentioned on Approved Plan Vide No.___ Dt: ___.
2 All the conditions imposed in Lr. No. ________ Dt: ___ are to be strictly followed.
3 The applicant shall construct the Building as per Sanctioned Plan if any deviations made in setbacks, the 10.00 % mortgaged Built Up Area forfeited, the technical approved building plans will be withdrawn and cancelled without notice and action will be taken as per law.
4 The Cellar/Stilt floor shall be used for parking purpose only and should not be used for any other purposes as per the G.O.Ms.No. 168 MA Dt: 07-04-2012 and its ammendments.
5 The Builder/Developer should construct sump, septic tank and underground drainage as per ISI standards. In addition to the drainage system available.
6 That the applicant shall comply the conditions laid down in the G.O.Ms.No. 168 MA Dt: 07-04-2012 and its Amended Government Orders.
7 This permission does not bar any public agency including HMDA/Local Body to acquire the lands for public purpose as per Law.
8 The Builder/Developer/Owner shall be responsible and ensure that the fire safety, structural stability requirements of the proposed complex are in accordance with the A.P Fire Services Act — 1999.
9 Automatic Sprinkler system is to be provided if the basement area exceeds 200 Sq. Mtrs Electrical wiring and installation shall be certified by the electrical engineers to Ensure electrical fire safety.
10 Transformers shall be provided with 4 hours Rating fire resistant constructions as per Rule 15 (e) of A.P Apartments (Promotion of constructions and ownership) rules, 1987.
11 If any litigations/discrepancy arises in future regarding ownership documents, the applicant is whole responsible and not made party to HMDA or its employees and plans deemed to be withdrawn and cancelled.
12 The HMWS and SB and T.S. Transco not to provide the permanent connection till to produce the occupancy certificate from the Sanctioning Authority.
13 If in case above said conditions are not adhered HMDA/Local Authority can withdraw the said permission.
14 If any cases are pending in court of law with regard to the site U/R and have adverse orders, the permission granted shall be deemed to be withdrawn and cancelled.
15 The applicant/ developer is the whole responsible if any loss of human life or any damage occurs while constructing the building and after construction of building and have no rights to claim to HMDA and its employees shall not be held as a party to any such dispute/ litigations.
16 The HMDA reserve the right to cancel the permission, if it is found that the permission is obtained by false statement or misinterpretation or suppression of any material facts or rule.

| OFFICER DETAILS | |
|---|---|
| OFFICER NAME : | |
| DESIGNATION : | |
| DATE AND TIME : | |
| APPROVAL NO: | SEAL OF APPROVAL |
| DATE OF APPROVAL : | |
| OWNER'S SIGNATURE | ARCHITECT'S SIGNATURE |
| BUILDER'S SIGNATURE | STRUCTURAL ENGINEER'S SIGNATURE |

Note: All dimensions are in meters.

| | | | |
|---|---|---|---|
| FILE DETAILS | | | |
| FILE NAME : | Lenzum Properties | | |
| LP/LJ/0042 NO : | 0003 | DATE : | 06-09-2024 |
| FILE NO : | TS/KR/78/0024 | SHEET NO : | 14 / 15 |
| SHEET NAME : | Building Plan Details | | |

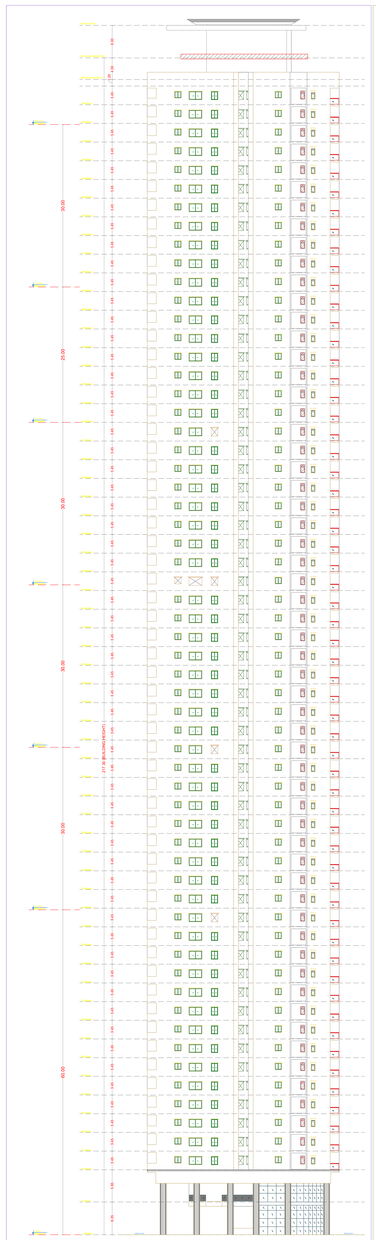


(SCALE 1:200)




(SCALE 1:200)




(SCALE 1:200)

GENERAL CONDITIONS

1. A valid sealing system or a sign of sealing system needs the specialist seal. A sign are installed in distinctive ways in accordance with the specialist's instructions. Sealing systems are installed in accordance with the specialist's instructions.
2. Sealing, wiring, fixing, and installation of electrical cables, wires, ducts, conduits, and other electrical installations, including lighting, must comply with the relevant requirements of the Electrical Machinery Regulations, 1988 and the Electrical Installations Regulations, 2009 and the Kenya Power Wiring Regulations.
3. Wiring passes including shall be provided with Kenya Vehicle Charging Infrastructure as per Central Electricity Authority (Measures of Safety and Electric Supply) Regulations, 2010 and Central Electricity Authority (Technical Standards) Regulations, 2010 and Building Power Consumption Systems and Standards for EV Charging Infrastructure, as per the Kenya Power Wiring Regulations.
4. For Commercial units 10,000 Sq.ft and above and in case of Group Housing Buildings where there are 100 units and above, provision of Electric Vehicle Charging Infrastructure for 20% of the total number of units in the building and a further 20% of the total units shall be made available for future installation.
5. Electrical installations shall be made in such a way that the electrical wiring and all other equipment in the building shall be adequately insulated and properly connected to earth. These wires should have sockets to which suitable flexible connections can be made. Every electrical circuit should be provided with a fuse or other equivalent device for the purpose of protecting the circuit against overheating and fire hazards.
6. Electrical installations shall be made in such a way that the wiring and fitting of the EV as per the prescribed standards to avoid such an undertaking is given by the Architect or Engineer certifying the building that any such service access or any other equipment as certified complies with the prescribed standards.

CONDITION

1. THIS PLAN APPROVAL IS VALID FOR A PERIOD OF TWO (2) YEARS ONLY. 2. Support wall as per plan ____ No. ____ Adopted on ____ Chap II, ____ Section 2 ____ Section 3 is considering while subject to conditions of the Building Code, 2020 and the Kenya Building Code.
3. Will be certified subsequent to the ____ No. ____ and not as only Stream.
4. Provision of Electric Vehicle Charging Infrastructure as per Central Electricity Authority (Measures of Safety) Rs 2010 is mandatory. Sq.10.20 is mortgaged land as has therefore the sanctioned approved building plans will be withdrawn and cancelled without notice and the building will be sealed.
5. Under the provisions of the Land Act and provisions thereof should not be used for any other purposes as per the approved plan and the building will be sealed without notice.
6. The Rainwater Harvester tanks/ underground sump, septic tank and underground drainage are as per the specimen drawing and shall be constructed as per the specimen drawing.
7. Applicant/Owner shall comply the conditions as laid down in the CCA Act No. 30/1964 dt. 07.04.2015 and by the Kenyan Supreme Court.
8. Applicant/Owner shall provide separate drainage system and the Plot is to dispose the storm water to public drainage system.
9. Applicant/Owner/Developer shall not encroach the Road Widening area and shall not construct any structure in the Road Widening area, failing which the building will be sealed without any notice.
10. Applicant/Owner/Developer shall not encroach the Road Widening area and shall not construct any structure in the Road Widening area, failing which the building will be sealed without any notice.
11. Applicant shall be certified by the electrical engineers for Kenya electrical Rs-2006.
12. Applicant/Owner/Developer shall comply the provisions of Water Act 2016 and Water Act 2016 and Rules 15 (1) of 2017 Agreement of provision of infrastructure and connection, etc.
13. Applicant/Owner/Developer shall comply the mandatory documents, the applicant is under responsible and not liable only to PERSON or Employees and stated deviations from architect and structural.
14. Applicant/Owner/Developer shall not encroach the Road Widening area and shall not construct any structure in the Road Widening area failing which the building will be sealed without any notice.
15. Applicant/Owner/Developer shall comply the provisions of EMCA and Rules but not without the next permission.
16. If at a later date any discrepancy is found to be with regard to the site UPI and Area statement, the permission granted shall be revoked and action shall be taken.
17. Applicant/Owner/Developer shall comply the conditions laid down in the Environmental Impact Assessment (EIA) and the conditions of building permission to apply to water from KWSB and the provisions shall not be held responsible for any dispute arising out of the same.
18. The KWSB reserve the right to cancel the permission, if it is found that the permission is obtained by false statement or misinformation or suppression of any material facts, etc.

| OFFICER DETAILS | |
|---|---|
| OFFICER NAME : | |
| DESIGNATION : | |
| DATE AND TIME : | |
| APPROVAL NO : | SEAL OF APPROVAL |
| DATE OF APPROVAL | |
| OWNER'S SIGNATURE | ARCHITECT'S SIGNATURE |
| BUILDER'S SIGNATURE | STRUCTURAL ENGINEER'S SIGNATURE |

Note: All dimensions are in meters.

ISO_full_bleed_4A0_(1682.00_x_2378.00_MM)

Project Title :PLAN SHOWING THE PROPOSED RESIDENTIAL APARTMENTS IN SURVEYNO: 344, 347p, 348, 349, 350 SITUATED AT PUPPALGUDA VILLAGE, GANDIPET REVENUE MANDAL, R.R DISTRICT.Belonging To:M/s. LANSUM & MK REALTY LLP.REPRESENTED BY Sri. SOWRYA MOTHKURI, S/o Sri. M. SOMABRAHMAM and Sri. K. UMESH, S/o Late K.N. RAO.

| FILE DETAILS | | | |
|---|---|---|---|
| FILE NAME : | Lansum Properties | | |
| LP-LICENCE NO : | 2023 | DATE : | 28-09-2024 |
| FILE NO : | TSWWTR/18/2024 | SHEET NO : | 13 / 18 |
| SHEET NAME : | Building Plan Details | | |

TYPICAL - 42-48 FLOOR PLAN
(Proposed)
(SCALE 1:100)

TYPICAL - 50-56, 58 &59 FLOOR PLAN
(Proposed)
(SCALE 1:100)

SIXTIETH FLOOR PLAN
(Proposed)
(SCALE 1:100)

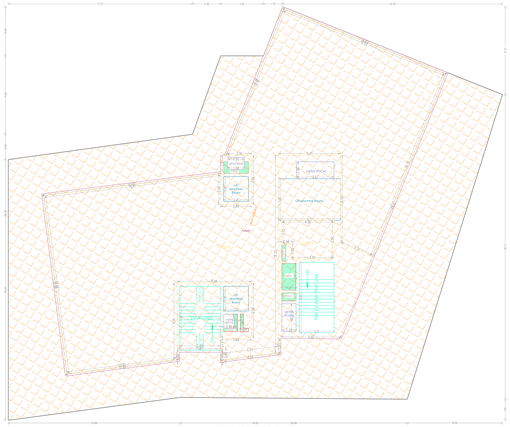

TERRACE FLOOR PLAN
(SCALE 1:100)

COMMON BASEMENT FIRST FLOOR PLAN
(Proposed)
(SCALE 1:200)

GENERAL TERMS&TERMS

1 Building Plan approval is given subject to partner/ owners/ co-parcelers well and good as per related/ concerned laws in force. Any dispute in future in respect of title, ownership, easement, encumbrances, etc. shall be solely and exclusively the responsibility of the owner/ applicant. The building/ site plan also connected to the main water supply (Cr) connection, sewer, storm water drain connection, electrical connection, etc. shall be solely and exclusively the responsibility of the owner/ applicant.
2 Having regard to the provisions of the Hyderabad Metropolitan Water Supply and Sewerage Act, 1989 and the Rules and Regulations framed thereunder, the Hyderabad Metropolitan Development Authority (Building Permission) Regulations, 2012 and Metro's Water Connection Guidelines and Standards for D.T.Pipeline,Premises, etc. Connection to Metro Water Supply.
3 For Developments over 10,000 Sq.mt and above and in case of Group Housing Building where there are 100 no.s of dwelling units and above, the Sewerage Treatment Plant (STP) shall be provided by the developer/ owner/ applicant for setting up and for rest of the year, process for re-cycling quality shall be made.
4 Provision of Rain Water Harvesting Structure and its maintenance in working order is a condition for having Occupancy/Completion Certificate. Certificate shall be issued only if a water supply for drinking purposes is available to the premises from the Municipal/ Metro Water Supply or from a borewell/ tube well. The common spaces and entrances over hatched the building.
5 Provision of Solar Water Heaters and Solar Lighting Systems covering the 50 % as per the prescribed standards in all large Housing projects & Industrial Sheds and commercial and residential buildings. The Municipal common property or of larger Housing Complexes shall be provided with solar operated street lights.
6 Provision of Fire Safety measures as per the Fire Services Department's requirements.
7 Provision of Disaster Management measures as per the Disaster Management Act, 2005 and the Rules and Regulations thereunder.
8 Provision of Rain Water Harvesting Structure and its maintenance in working order is a condition for having Occupancy/Completion Certificate. Certificate shall be issued only if a water supply for drinking purposes is available to the premises from the Municipal/ Metro Water Supply or from a borewell/ tube well.
9 Provision of Solar Water Heaters and Solar Lighting Systems covering the 50 % as per the prescribed standards in all large Housing projects & Industrial Sheds and commercial and residential buildings. The Municipal common property or of larger Housing Complexes shall be provided with solar operated street lights.
10 Provision of Fire Safety measures as per the Fire Services Department's requirements.
11 Provision of Disaster Management measures as per the Disaster Management Act, 2005 and the Rules and Regulations thereunder.

CONDITIONS

1 PERMANENT APPROVAL CLAIMED BY ACCREDITED AR ____/HRIS/permanent Building ____ in Square in of area ____ in No. ____ situated in ____ Block in ____ Mandal ____ District is accepted by with subject to conditions.
2 Not to deviate from the approved plans.
3 Not the conditions imposed in ____ No. ____ ____ and in the letter issued.
4 Not to violate the provisions of the Act, Rules, Regulations, Notifications, Orders, Directions in pattern, the G.O.'s issued/given from time to time thereon. No deviations/violations/ errors/ omissions/ misrepresentations shall be made/ committed/ allowed/ suffered to be made/ committed.
5 The Owner/Site Plan shall be used for parking purposes only and should not be used for any other purpose as per the Rules and Regulations of the Municipal Corporation/ Authority.
6 The Owner/Applicant should construct a sump, septic tank and a proper drainage as per the standards, to prevent nuisance.
7 Not the applicant shall violate the conditions laid down in the G.O.Ms.No. 168 Ma Dt: 07-04-2012 and its Amendments thereon.
8 Not the Owner/Applicant shall not use the approved building/site for any other purpose other than the purpose of which permission is accorded.
9 Not the Owner/Applicant shall not use the approved building/site for the sale, or lease or rent/ letting purpose/ or in any manner convey sale or possession with the HUT-Flat Scheme Act – 1987.
10 Not the Owner/Applicant shall not use the premises for any purpose which is injurious or offensive, or for the Chemical and any other Industrial work or activity for the common enjoyment of the neighbourhood.
11 Not the Owner/Applicant shall not violate the provisions of the Water (Prevention and Control of Pollution) Act, 1974, the Air (Prevention and Control of Pollution) Act, 1981, the Environment Protection Act and Rules thereunder and the Municipal Laws in force.
12 Not the Owner/Applicant shall not violate the provisions of the Hyderabad Metropolitan Development Authority (Building Permission) Regulations, 2012 and Metro's Water Connection Guidelines and Standards for D.T.Piping,Premises, etc. Connection to Metro Water Supply.
13 Not the Owner/Applicant shall not violate the provisions of the Hyderabad Metropolitan Development Authority (Building Permission) Regulations, 2012 and Metro's Water Connection Guidelines and Standards for D.T.Piping,Premises, etc. Connection to Metro Water Supply.
14 Not the Owner/Applicant shall not violate the provisions of the Hyderabad Metropolitan Development Authority (Building Permission) Regulations, 2012 and Metro's Water Connection Guidelines and Standards for D.T.Piping,Premises, etc. Connection to Metro Water Supply.
15 Not the Owner/Applicant shall not violate the provisions of the Hyderabad Metropolitan Development Authority (Building Permission) Regulations, 2012 and Metro's Water Connection Guidelines and Standards for D.T.Piping,Premises, etc. Connection to Metro Water Supply.
16 Not the Owner/Applicant shall not violate the provisions of the Hyderabad Metropolitan Development Authority (Building Permission) Regulations, 2012 and Metro's Water Connection Guidelines and Standards for D.T.Piping,Premises, etc. Connection to Metro Water Supply.
17 Not the Owner/Applicant shall not violate the provisions of the Hyderabad Metropolitan Development Authority (Building Permission) Regulations, 2012 and Metro's Water Connection Guidelines and Standards for D.T.Piping,Premises, etc. Connection to Metro Water Supply.
18 Not the Owner/Applicant shall not violate the provisions of the Hyderabad Metropolitan Development Authority (Building Permission) Regulations, 2012 and Metro's Water Connection Guidelines and Standards for D.T.Piping,Premises, etc. Connection to Metro Water Supply.
19 Not the Owner/Applicant shall not violate the provisions of the Hyderabad Metropolitan Development Authority (Building Permission) Regulations, 2012 and Metro's Water Connection Guidelines and Standards for D.T.Piping,Premises, etc. Connection to Metro Water Supply.
20 Not the Owner/Applicant shall not violate the provisions of the Hyderabad Metropolitan Development Authority (Building Permission) Regulations, 2012 and Metro's Water Connection Guidelines and Standards for D.T.Piping,Premises, etc. Connection to Metro Water Supply.
21 Not the Owner/Applicant shall not violate the provisions of the Hyderabad Metropolitan Development Authority (Building Permission) Regulations, 2012 and Metro's Water Connection Guidelines and Standards for D.T.Piping,Premises, etc. Connection to Metro Water Supply.
22 Not the Owner/Applicant shall not violate the provisions of the Hyderabad Metropolitan Development Authority (Building Permission) Regulations, 2012 and Metro's Water Connection Guidelines and Standards for D.T.Piping,Premises, etc. Connection to Metro Water Supply.
23 Not the Owner/Applicant shall not violate the provisions of the Hyderabad Metropolitan Development Authority (Building Permission) Regulations, 2012 and Metro's Water Connection Guidelines and Standards for D.T.Piping,Premises, etc. Connection to Metro Water Supply.
24 Not the Owner/Applicant shall not violate the provisions of the Hyderabad Metropolitan Development Authority (Building Permission) Regulations, 2012 and Metro's Water Connection Guidelines and Standards for D.T.Piping,Premises, etc. Connection to Metro Water Supply.
25 Not the Owner/Applicant shall not violate the provisions of the Hyderabad Metropolitan Development Authority (Building Permission) Regulations, 2012 and Metro's Water Connection Guidelines and Standards for D.T.Piping,Premises, etc. Connection to Metro Water Supply.
26 Not the Owner/Applicant shall not violate the provisions of the Hyderabad Metropolitan Development Authority (Building Permission) Regulations, 2012 and Metro's Water Connection Guidelines and Standards for D.T.Piping,Premises, etc. Connection to Metro Water Supply.
27 Not the Owner/Applicant shall not violate the provisions of the Hyderabad Metropolitan Development Authority (Building Permission) Regulations, 2012 and Metro's Water Connection Guidelines and Standards for D.T.Piping,Premises, etc. Connection to Metro Water Supply.
28 Not the Owner/Applicant shall not violate the provisions of the Hyderabad Metropolitan Development Authority (Building Permission) Regulations, 2012 and Metro's Water Connection Guidelines and Standards for D.T.Piping,Premises, etc. Connection to Metro Water Supply.
29 Not the Owner/Applicant shall not violate the provisions of the Hyderabad Metropolitan Development Authority (Building Permission) Regulations, 2012 and Metro's Water Connection Guidelines and Standards for D.T.Piping,Premises, etc. Connection to Metro Water Supply.
30 Not the Owner/Applicant shall not violate the provisions of the Hyderabad Metropolitan Development Authority (Building Permission) Regulations, 2012 and Metro's Water Connection Guidelines and Standards for D.T.Piping,Premises, etc. Connection to Metro Water Supply.
31 Not the Owner/Applicant shall not violate the provisions of the Hyderabad Metropolitan Development Authority (Building Permission) Regulations, 2012 and Metro's Water Connection Guidelines and Standards for D.T.Piping,Premises, etc. Connection to Metro Water Supply.
32 Not the Owner/Applicant shall not violate the provisions of the Hyderabad Metropolitan Development Authority (Building Permission) Regulations, 2012 and Metro's Water Connection Guidelines and Standards for D.T.Piping,Premises, etc. Connection to Metro Water Supply.
33 Not the Owner/Applicant shall not violate the provisions of the Hyderabad Metropolitan Development Authority (Building Permission) Regulations, 2012 and Metro's Water Connection Guidelines and Standards for D.T.Piping,Premises, etc. Connection to Metro Water Supply.
34 Not the Owner/Applicant shall not violate the provisions of the Hyderabad Metropolitan Development Authority (Building Permission) Regulations, 2012 and Metro's Water Connection Guidelines and Standards for D.T.Piping,Premises, etc. Connection to Metro Water Supply.
35 Not the Owner/Applicant shall not violate the provisions of the Hyderabad Metropolitan Development Authority (Building Permission) Regulations, 2012 and Metro's Water Connection Guidelines and Standards for D.T.Piping,Premises, etc. Connection to Metro Water Supply.
36 Not the Owner/Applicant shall not violate the provisions of the Hyderabad Metropolitan Development Authority (Building Permission) Regulations, 2012 and Metro's Water Connection Guidelines and Standards for D.T.Piping,Premises, etc. Connection to Metro Water Supply.
37 Not the Owner/Applicant shall not violate the provisions of the Hyderabad Metropolitan Development Authority (Building Permission) Regulations, 2012 and Metro's Water Connection Guidelines and Standards for D.T.Piping,Premises, etc. Connection to Metro Water Supply.
38 Not the Owner/Applicant shall not violate the provisions of the Hyderabad Metropolitan Development Authority (Building Permission) Regulations, 2012 and Metro's Water Connection Guidelines and Standards for D.T.Piping,Premises, etc. Connection to Metro Water Supply.
39 Not the Owner/Applicant shall not violate the provisions of the Hyderabad Metropolitan Development Authority (Building Permission) Regulations, 2012 and Metro's Water Connection Guidelines and Standards for D.T.Piping,Premises, etc. Connection to Metro Water Supply.
40 Not the Owner/Applicant shall not violate the provisions of the Hyderabad Metropolitan Development Authority (Building Permission) Regulations, 2012 and Metro's Water Connection Guidelines and Standards for D.T.Piping,Premises, etc. Connection to Metro Water Supply.
41 Not the Owner/Applicant shall not violate the provisions of the Hyderabad Metropolitan Development Authority (Building Permission) Regulations, 2012 and Metro's Water Connection Guidelines and Standards for D.T.Piping,Premises, etc. Connection to Metro Water Supply.
42 Not the Owner/Applicant shall not violate the provisions of the Hyderabad Metropolitan Development Authority (Building Permission) Regulations, 2012 and Metro's Water Connection Guidelines and Standards for D.T.Piping,Premises, etc. Connection to Metro Water Supply.
43 Not the Owner/Applicant shall not violate the provisions of the Hyderabad Metropolitan Development Authority (Building Permission) Regulations, 2012 and Metro's Water Connection Guidelines and Standards for D.T.Piping,Premises, etc. Connection to Metro Water Supply.
44 Not the Owner/Applicant shall not violate the provisions of the Hyderabad Metropolitan Development Authority (Building Permission) Regulations, 2012 and Metro's Water Connection Guidelines and Standards for D.T.Piping,Premises, etc. Connection to Metro Water Supply.
45 Not the Owner/Applicant shall not violate the provisions of the Hyderabad Metropolitan Development Authority (Building Permission) Regulations, 2012 and Metro's Water Connection Guidelines and Standards for D.T.Piping,Premises, etc. Connection to Metro Water Supply.
46 Not the Owner/Applicant shall not violate the provisions of the Hyderabad Metropolitan Development Authority (Building Permission) Regulations, 2012 and Metro's Water Connection Guidelines and Standards for D.T.Piping,Premises, etc. Connection to Metro Water Supply.
47 Not the Owner/Applicant shall not violate the provisions of the Hyderabad Metropolitan Development Authority (Building Permission) Regulations, 2012 and Metro's Water Connection Guidelines and Standards for D.T.Piping,Premises, etc. Connection to Metro Water Supply.
48 Not the Owner/Applicant shall not violate the provisions of the Hyderabad Metropolitan Development Authority (Building Permission) Regulations, 2012 and Metro's Water Connection Guidelines and Standards for D.T.Piping,Premises, etc. Connection to Metro Water Supply.
49 Not the Owner/Applicant shall not violate the provisions of the Hyderabad Metropolitan Development Authority (Building Permission) Regulations, 2012 and Metro's Water Connection Guidelines and Standards for D.T.Piping,Premises, etc. Connection to Metro Water Supply.
50 Not the Owner/Applicant shall not violate the provisions of the Hyderabad Metropolitan Development Authority (Building Permission) Regulations, 2012 and Metro's Water Connection Guidelines and Standards for D.T.Piping,Premises, etc. Connection to Metro Water Supply.

| OFFICER DETAILS | |
|---|---|
| OFFICER NAME: | |
| DESIGNATION: | |
| DATE AND TIME | |
| APPROVAL NO: | SEAL OF APPROVAL |
| DATE OF APPROVAL | |
| OWNERS SIGNATURE | ARCHITECT'S SIGNATURE |
| BUILDER'S SIGNATURE | STRUCTURAL ENGINEER'S SIGNATURE |

Note: All dimensions are in meters.

ISO_full_bleed_4A0_(1682.00_x_2378.00_MM)

Project Title :PLAN SHOWING THE PROPOSED RESIDENTIAL APARTMENTS IN SURVEYNO: 344, 347p, 348, 349, 350 SITUATED AT PUPPALGUDA VILLAGE, GANDIPET REVENUE MANDAL, R.R DISTRICT.Belonging To:M/s. LANSUM & MK REALTY LLP.REPRESENTED BY Sri. SOWRYA MOTHKURI, S/o Sri. M. SOMABRAHMAM and Sri. K. UMESH, S/o Late K.N. RAO.

| FILE DETAILS | |
|---|---|
| LTP NAME : Lansum Properties | |
| LTP LICENCE NO : 2023 | DATE : 08-09-2024 |
| FILE NO : TS/047618/2024 | SHEET NO.: 15 / 15 |
| SHEET NAME : Building Plan Details | |

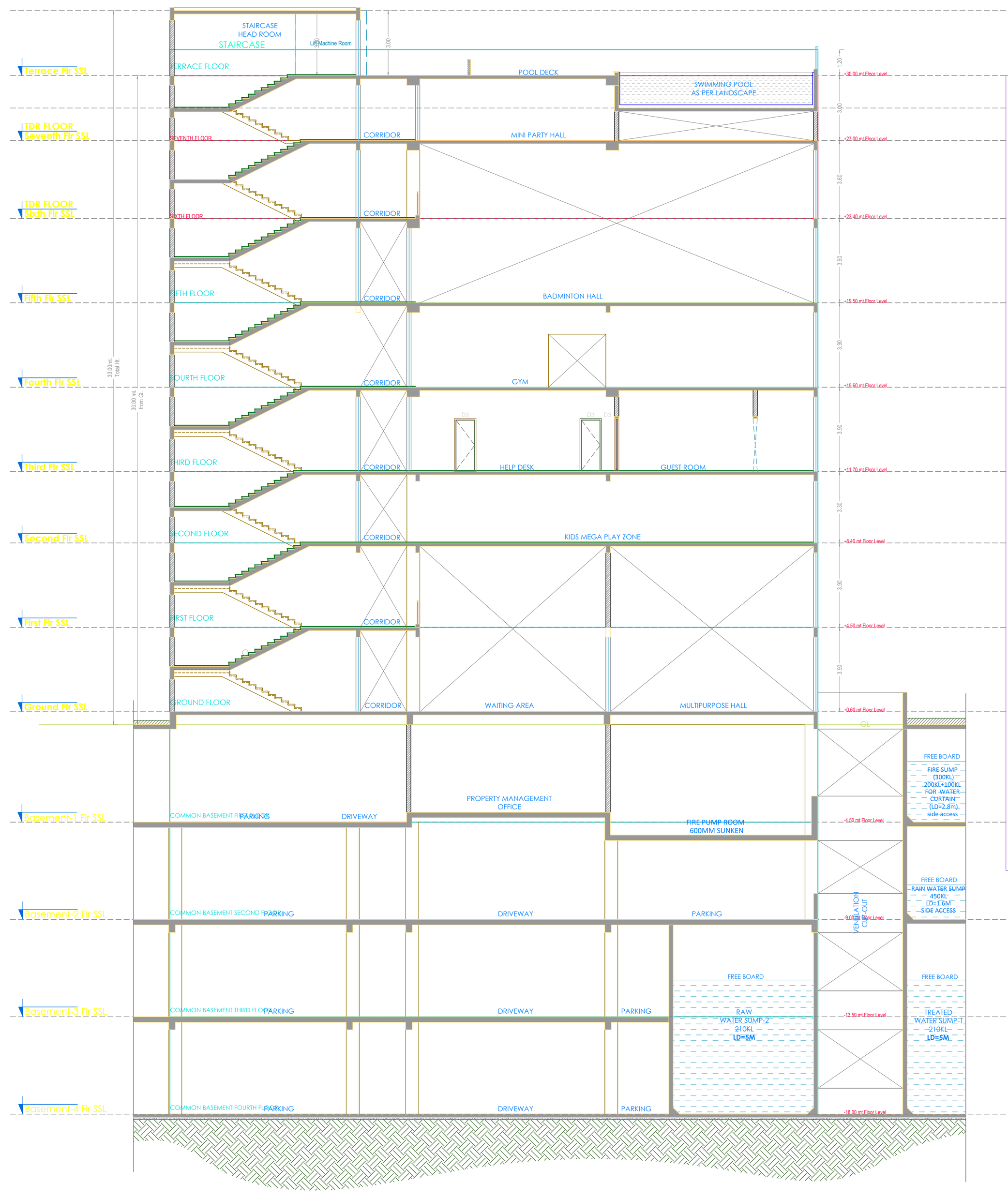

SECTION-AA

WEST ELEVATION

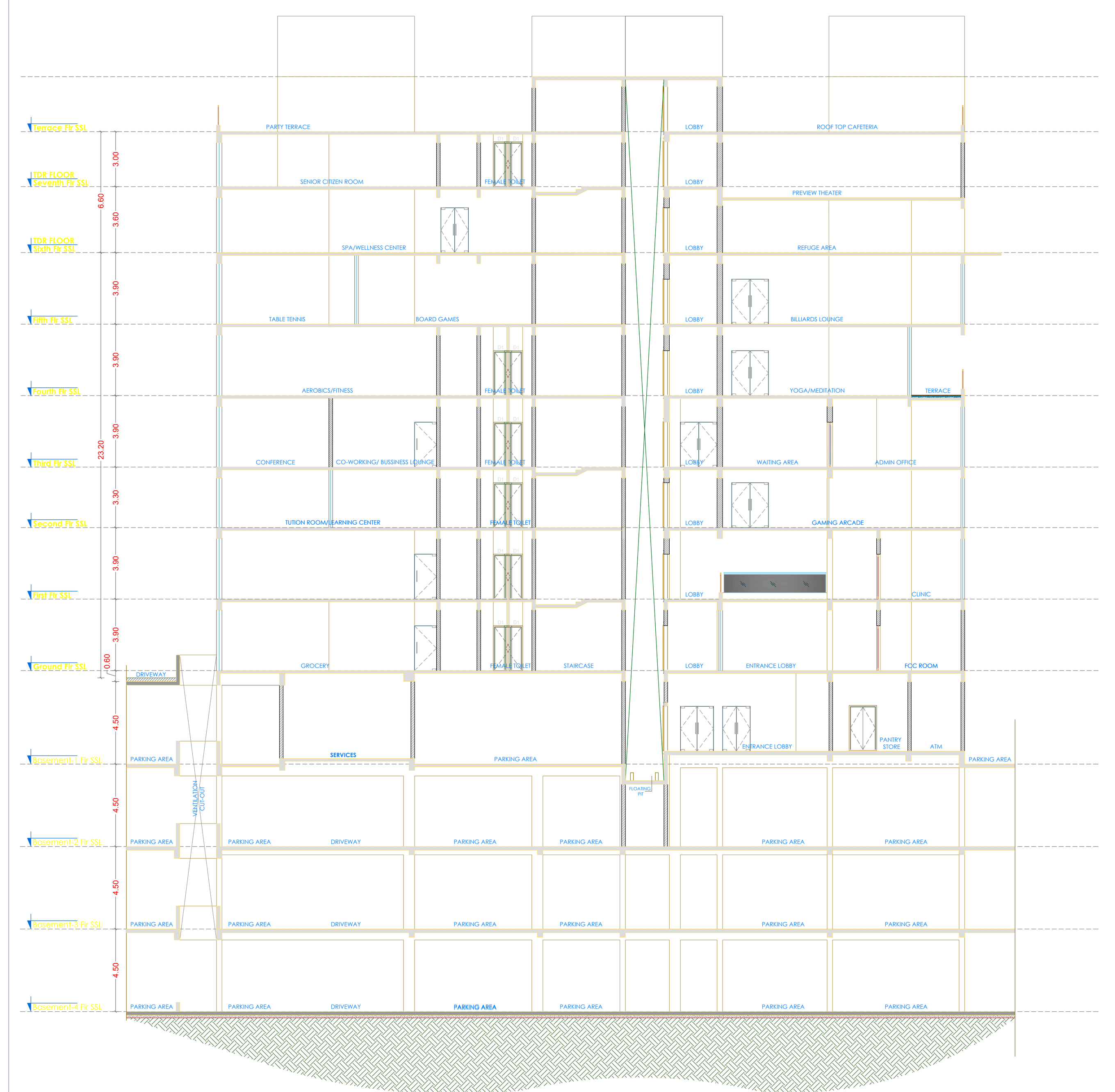

SECTION-BB

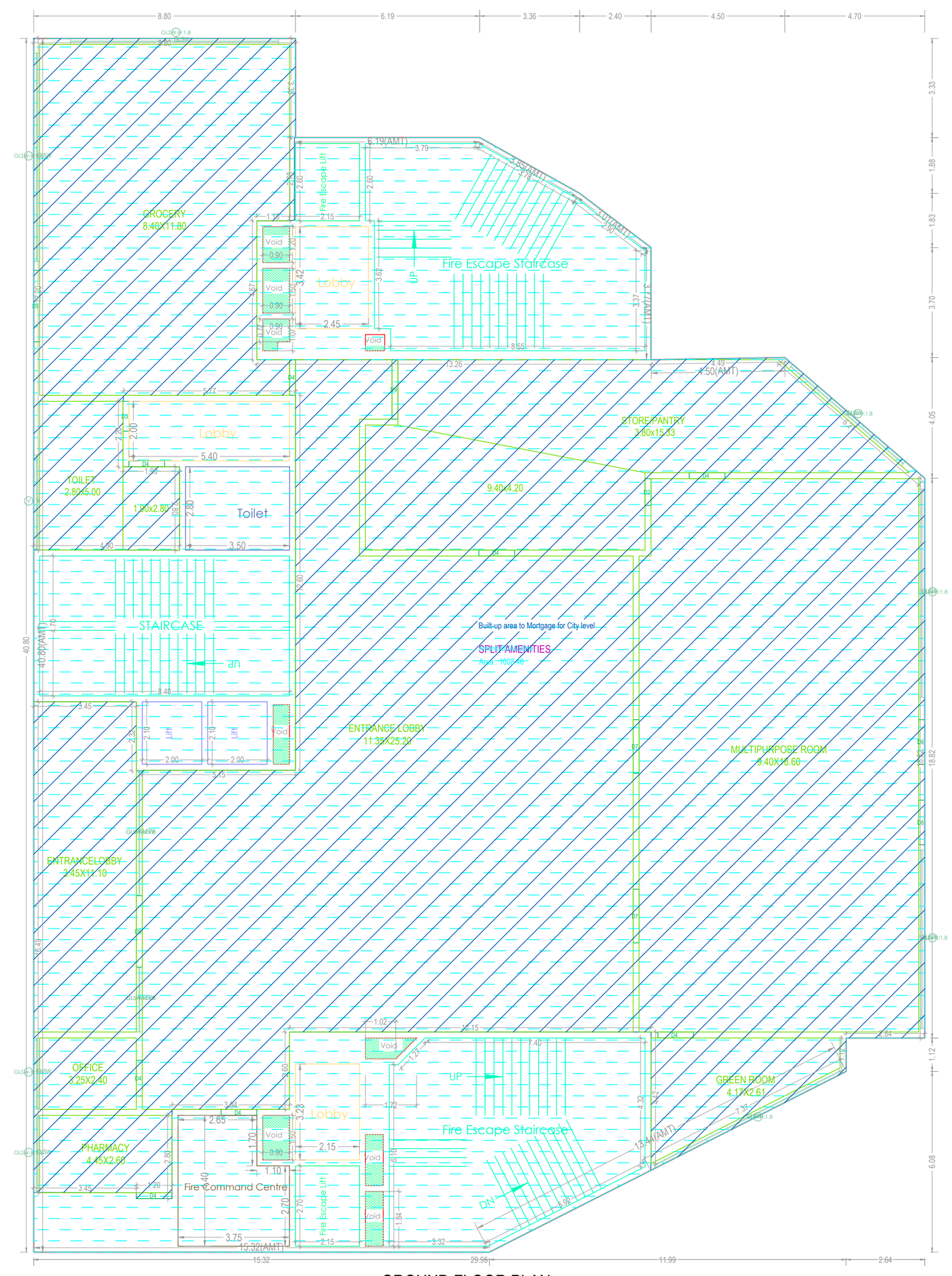

GROUND FLOOR PLAN
(Proposed)
(SCALE 1:100)

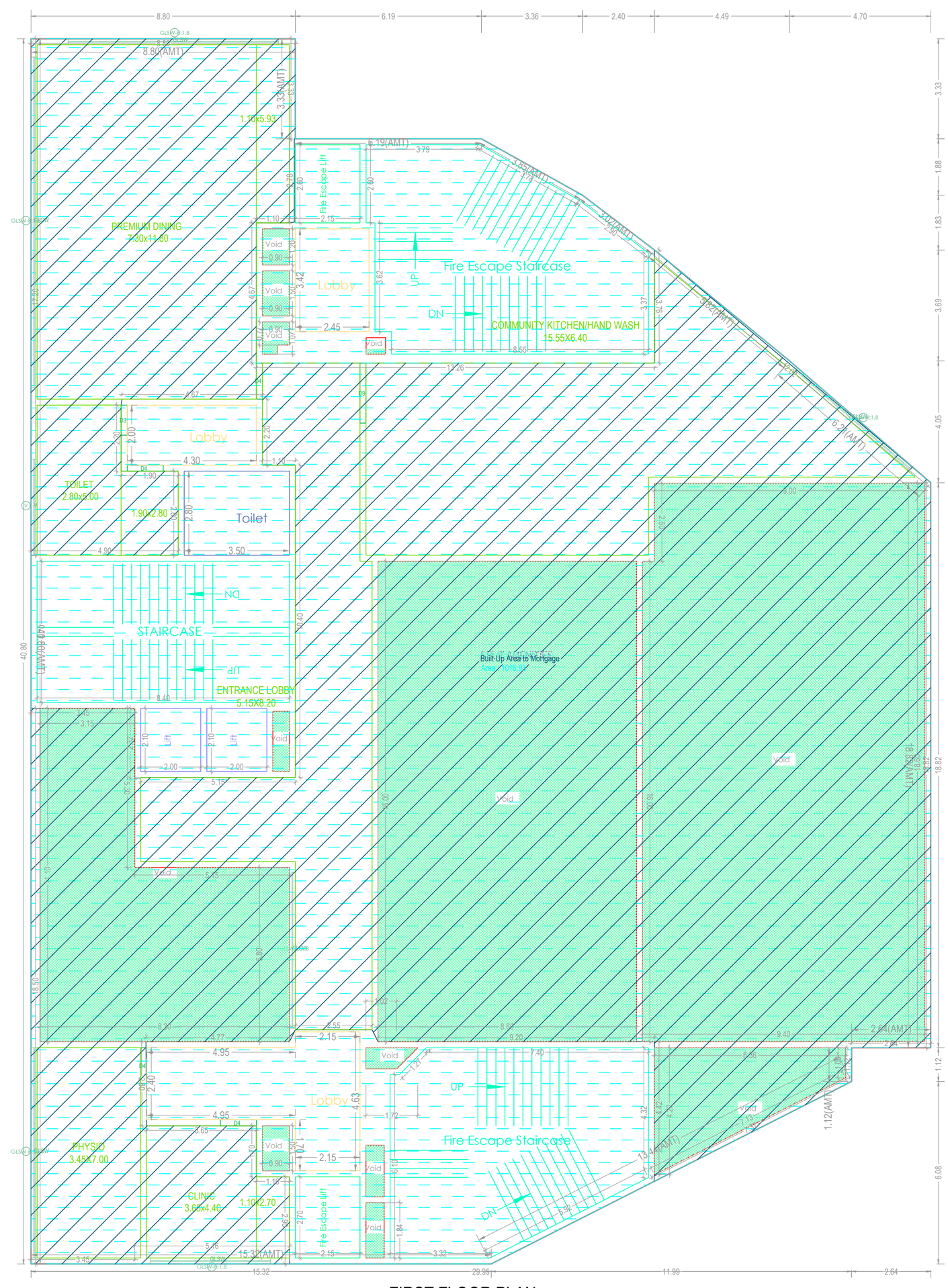

FIRST FLOOR PLAN
(Proposed)
(SCALE 1:100)

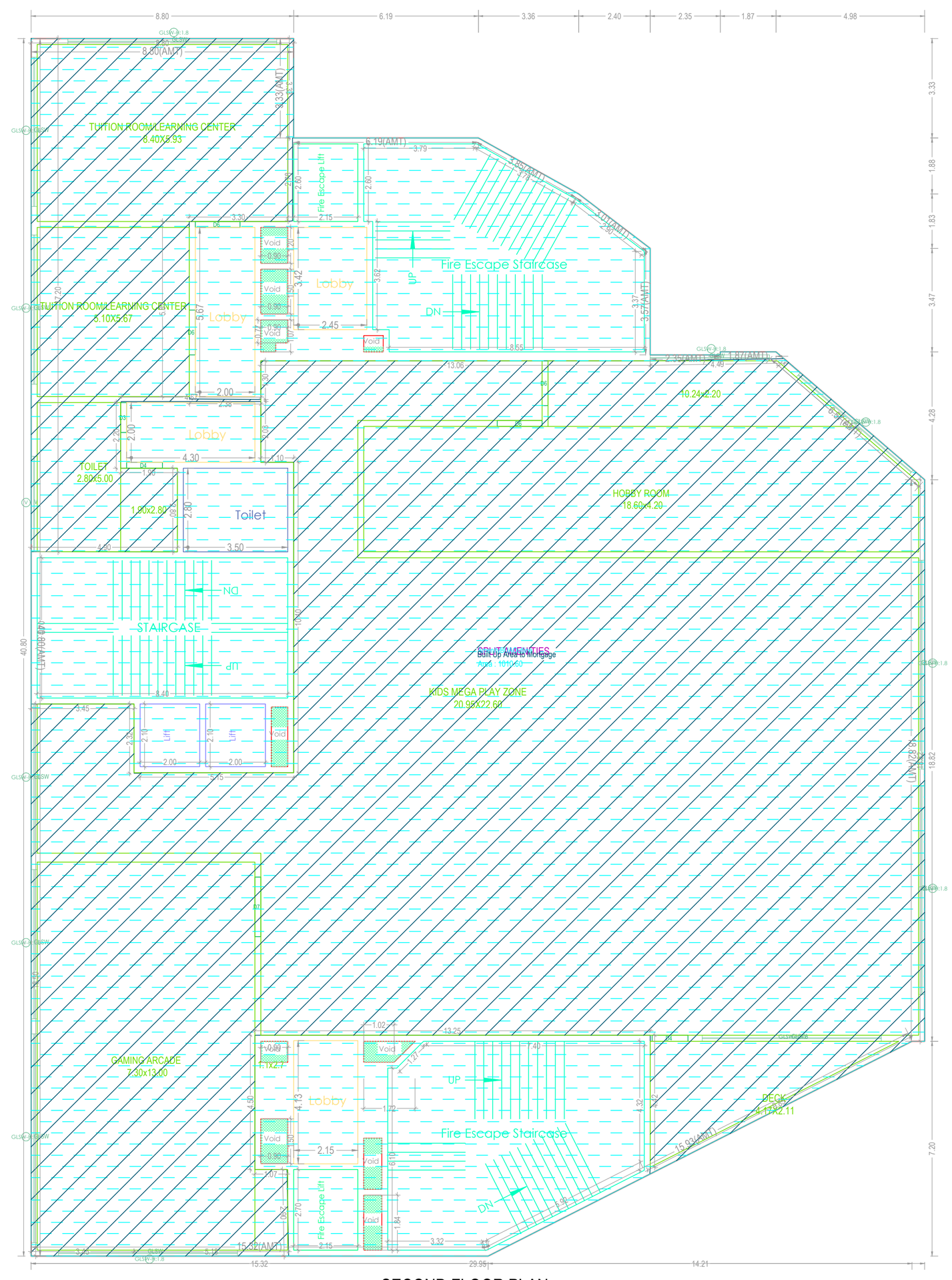

SECOND FLOOR PLAN
(Proposed)
(SCALE 1:100)

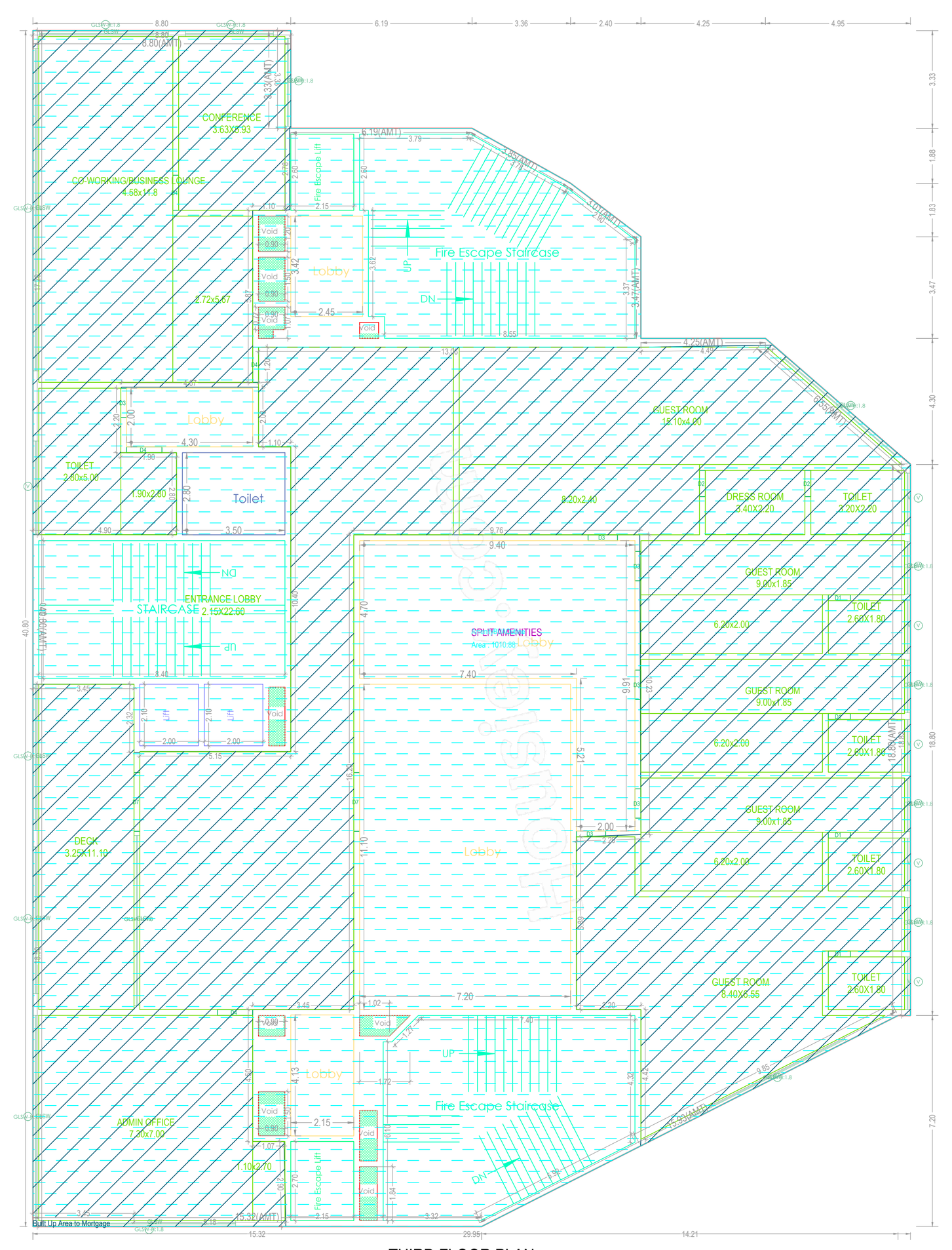

THIRD FLOOR PLAN
(Proposed)
(SCALE 1:100)

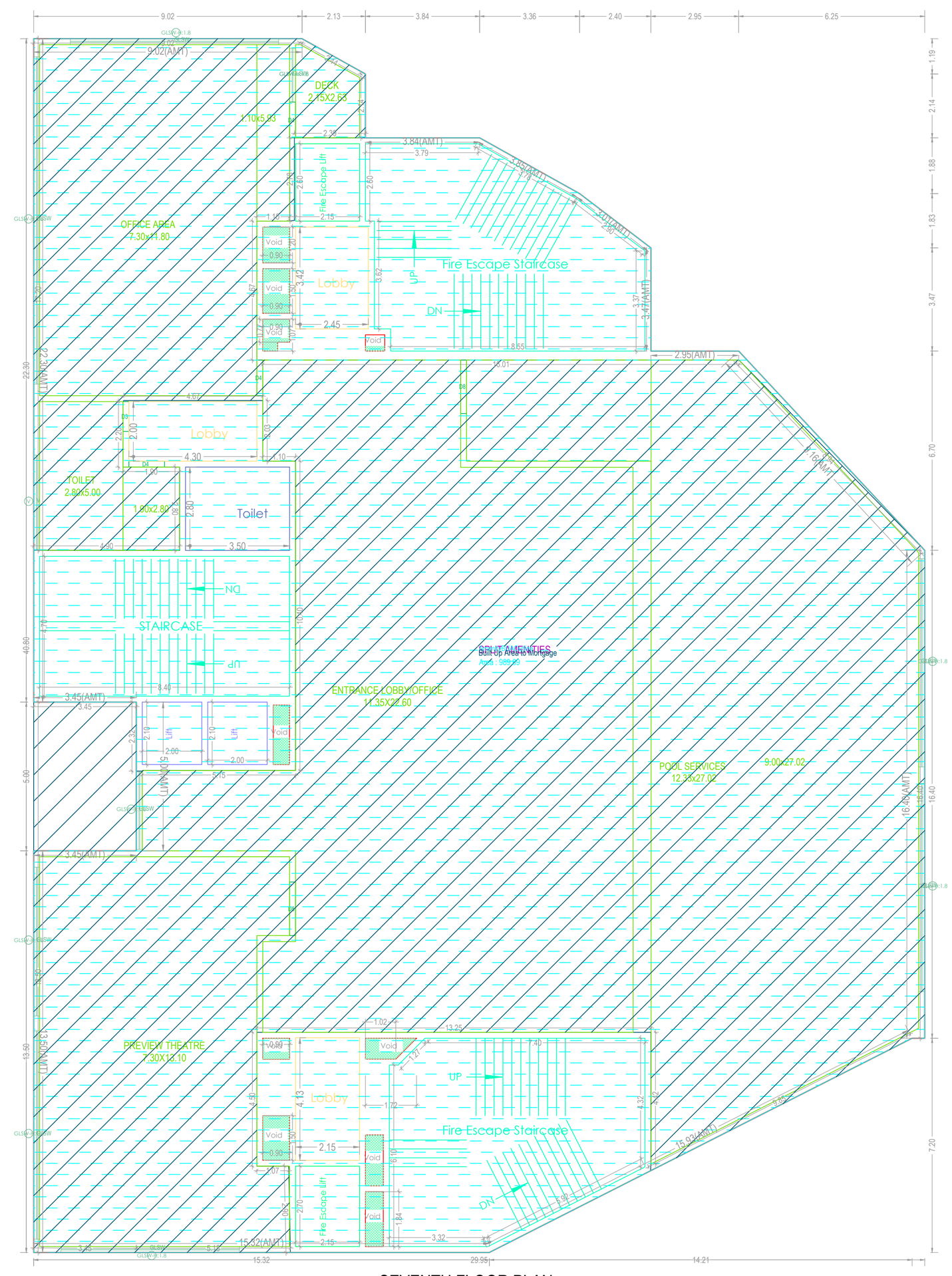

SEVENTH FLOOR PLAN
(Proposed)
(SCALE 1:100)

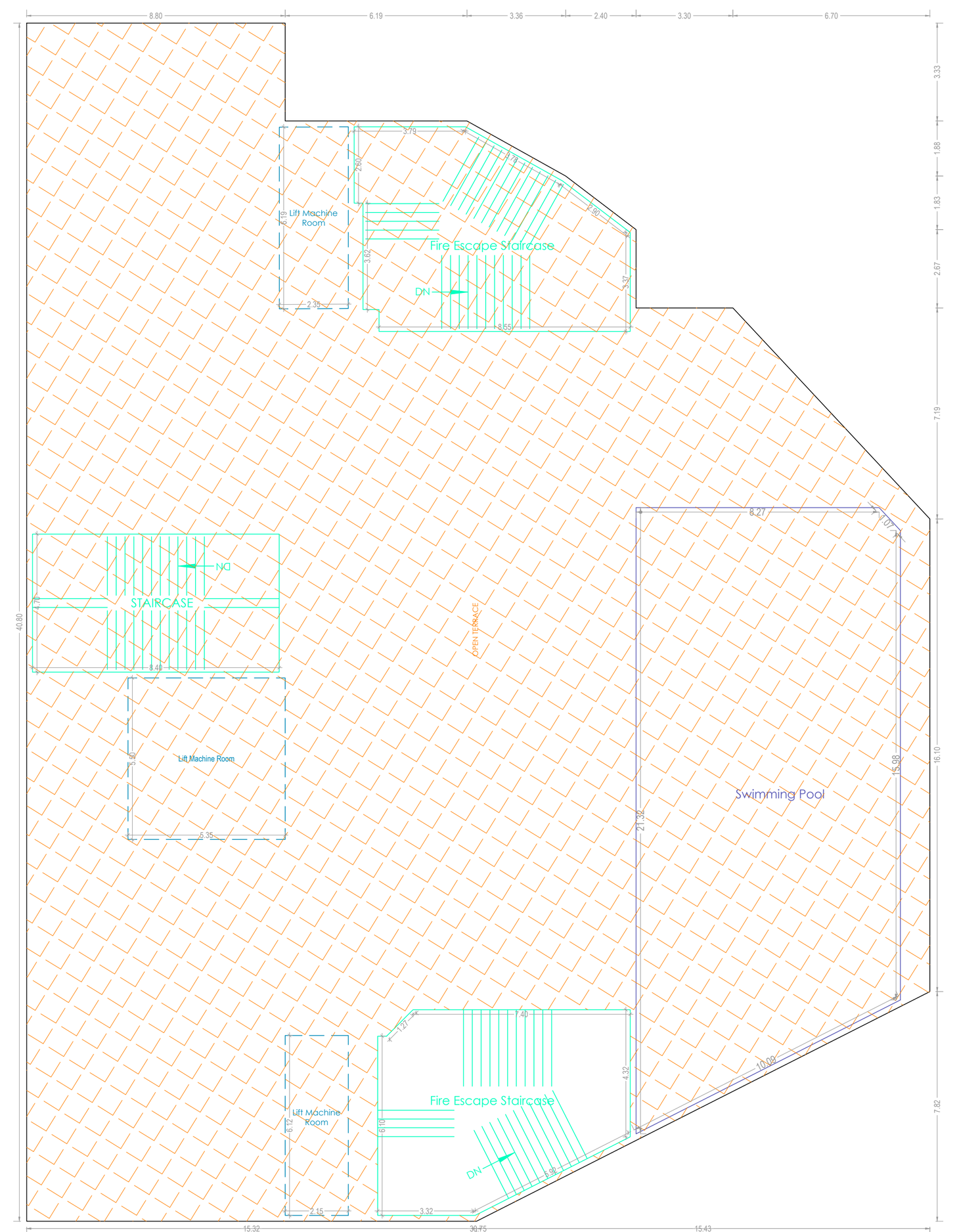

TERRACE FLOOR PLAN
(SCALE 1:100)

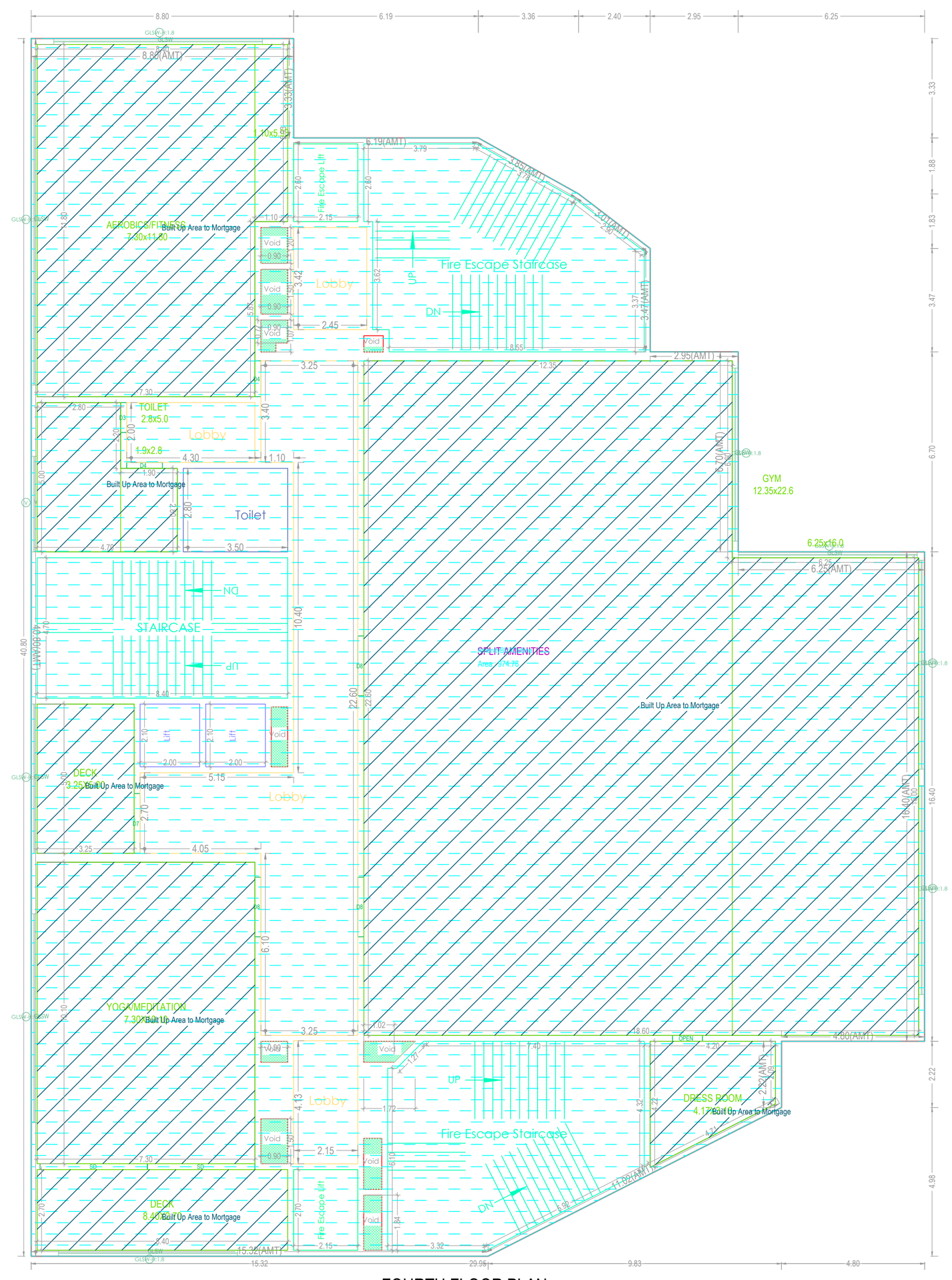

FOURTH FLOOR PLAN
(Proposed)
(SCALE 1:100)

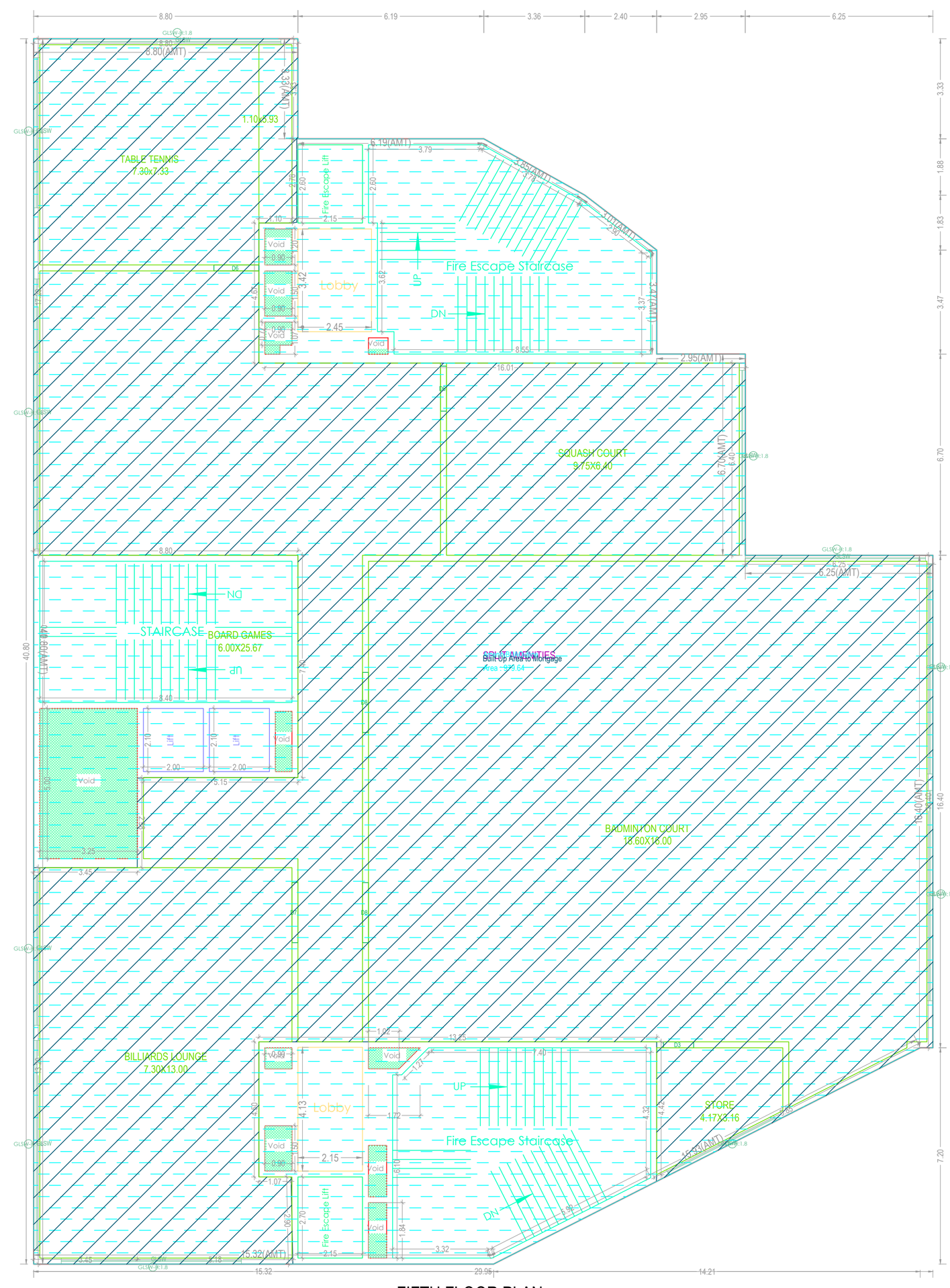

FIFTH FLOOR PLAN
(Proposed)
(SCALE 1:100)

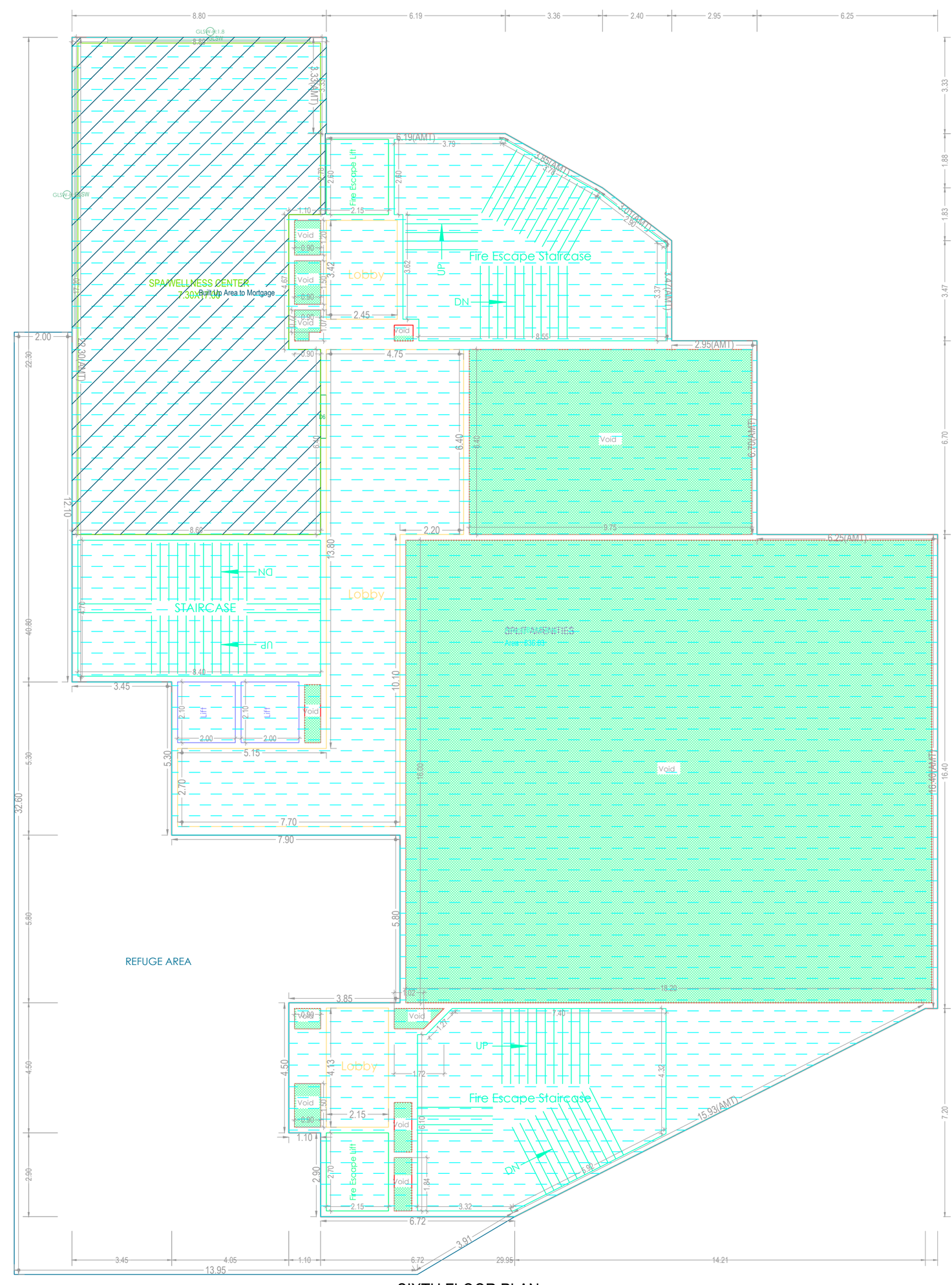

SIXTH FLOOR PLAN
(Proposed)
(SCALE 1:100)

SCHEDULE OF JOINERY

| BUILDING NAME | NAME | L X H | NOS |
|---|---|---|---|
| AMENITIES (BLOCK) | D1 | 0.75 X 2.10 | 04 |
| AMENITIES (BLOCK) | D2 | 0.90 X 2.10 | 03 |
| AMENITIES (BLOCK) | D3 | 1.00 X 2.10 | 12 |
| AMENITIES (BLOCK) | D4 | 1.20 X 2.10 | 23 |
| AMENITIES (BLOCK) | D6 | 1.50 X 2.10 | 09 |
| AMENITIES (BLOCK) | D7 | 1.80 X 2.10 | 02 |
| AMENITIES (BLOCK) | D8 | 2.00 X 2.10 | 05 |
| AMENITIES (BLOCK) | D9 | 2.40 X 2.10 | 02 |
| AMENITIES (BLOCK) | SD | 3.60 X 2.10 | 02 |

SCHEDULE OF JOINERY

| BUILDING NAME | NAME | L X H | NOS |
|---|---|---|---|
| AMENITIES (BLOCK) | V | 1.80 X 1.20 | 05 |
| AMENITIES (BLOCK) | GLSW | 1.80 X 2.10 | 05 |
| AMENITIES (BLOCK) | GLSW | 11.00 X 2.10 | 04 |
| AMENITIES (BLOCK) | GLSW | 2.18 X 2.10 | 01 |
| AMENITIES (BLOCK) | GLSW | 2.38 X 2.10 | 01 |
| AMENITIES (BLOCK) | GLSW | 2.58 X 2.10 | 01 |
| AMENITIES (BLOCK) | GLSW | 2.60 X 2.10 | 01 |
| AMENITIES (BLOCK) | GLSW | 3.00 X 2.10 | 02 |
| AMENITIES (BLOCK) | V | 3.20 X 1.20 | 06 |
| AMENITIES (BLOCK) | GLSW | 4.00 X 2.10 | 03 |
| AMENITIES (BLOCK) | GLSW | 4.20 X 2.10 | 01 |
| AMENITIES (BLOCK) | GLSW | 4.40 X 2.10 | 01 |
| AMENITIES (BLOCK) | GLSW | 5.00 X 2.10 | 14 |
| AMENITIES (BLOCK) | GLSW | 5.20 X 2.10 | 01 |
| AMENITIES (BLOCK) | GLSW | 5.80 X 2.10 | 03 |
| AMENITIES (BLOCK) | GLSW | 6.00 X 2.10 | 10 |
| AMENITIES (BLOCK) | GLSW | 7.00 X 2.10 | 24 |
| AMENITIES (BLOCK) | GLSW | 9.00 X 2.10 | 02 |

BUILDING :AMENITIES (BLOCK)

| FLOOR NAME | TOTAL BUA | DEDUCTIONS | | NET BUA |
|---|---|---|---|---|
| | | VOID | ACCES. | COMM. |
| GROUND FLOOR | 1008.46 | 9.18 | 0.00 | 999.28 |
| FIRST FLOOR | 1016.93 | 402.02 | 0.00 | 614.91 |
| SECOND FLOOR | 1010.60 | 9.81 | 0.00 | 1000.79 |
| THIRD FLOOR | 1010.87 | 9.81 | 0.00 | 1001.06 |
| FOURTH FLOOR | 974.78 | 9.81 | 0.00 | 964.97 |
| FIFTH FLOOR | 979.64 | 26.06 | 0.00 | 953.58 |
| SIXTH FLOOR | 1072.10 | 363.41 | 0.00 | 708.69 |
| SEVENTH FLOOR | 989.89 | 9.81 | 0.00 | 980.08 |
| TERRACE FLOOR | 171.10 | 0.00 | 171.10 | 0.00 |
| TOTAL | 8234.37 | 839.91 | 171.10 | 7223.36 |
| TOTAL NO OF BLDG | 1 | | | |
| TOTAL | 8234.37 | 839.91 | 171.10 | 7223.36 |

ADDITIONAL FLOOR TABLE

| Floor Name | Proposed Floor Area |
|---|---|
| SEVENTH FLOOR | 980.08 |
| SIXTH FLOOR | 708.69 |

ISO_full_bleed_4A0_(1682.00_x_2378.00_MM)

GENERAL CONDITIONS:

1.A dual piping system is a type of plumbing system where two separate sets of pipes are installed to distribute water in a building. One set of pipes carries potable or drinking water, while the other set of pipes carries non-potable or reclaimed water. The potable water pipes are connected to the main water supply and distribute water for drinking, cooking, and bathing. The non-potable or reclaimed water pipes carry water that has been treated and recycled from sources like rainwater, greywater from sinks and showers, or treated wastewater.
2.Parking places in buildings shall be provided with Electric Vehicle Charging Infrastructure as per Central Electricity Authority (CEA) Technical Requirements for Connection of Distributed Generation Sources, CEA Measures of Safety Regulations, 2010 and Ministry of Power Consolidated Guidelines and Standards for EV Charging Infrastructure, as amended from time to time".
3.For Constructions over 10,000 Sq.mt and above and in case of Group Housing Buildings where there are 100 units and above, the plumbing arrangement shall be made in a way that the potable water shall be used for drinking, cooking and bathing only and for rest of the uses, provision for dual piping system shall be made.
4.New building constructions shall have to properly demarcate sections within buildings and on rooftops for housing Broadband/digital connectivity infrastructure / antenna. These areas should have access to power supply for reliable, always on services. Further, Computer Telephony Integration (CTI) of a building shall include the common duct to access the common space used as telecomn room inside the building.
5.Occupancy Certificate to a building shall be granted only after ensuring that the CTI as per the prescribed standards is in place and an undertaking is given by the Architect or Engineer certifying that building has ensured common access to all digital infrastructure to all Service providers in accordance with plan of creation of CTI.

CONDITION:

1 TECHNICAL APPROVAL IS HERE BY ACCORDED FOR ___ <<REs/Comm/others>> Building ____ << floors>> in of plot nos. __ Sy. No: __ situated at in ____ Village & ___ Mandal, ___ District in proceeding letter subject to conditions mentioned on Approved Plan Vide No.___ Dt: ___.
2 All the conditions imposed in Lr. No. ________ Dt: ___ are to be strictly followed.
3 The applicant shall construct the Building as per Sanctioned Plan if any deviations made in setbacks, the 10.00 % mortgaged Built Up Area forfeited, the technical approved building plans will be withdrawn and cancelled without notice and action will be taken as per law.
4 The Cellar/Stilt floor shall be used for parking purpose only and should not be used for any other purposes as per the G.O.Ms.No. 168 MA Dt: 07-04-2012 and its ammendments.
5 The Builder/Developer should construct sump, septic tank and underground drainage as per ISI standards. In addition to the drainage system available.
6 That the applicant shall comply the conditions laid down in the G.O.Ms.No. 168 MA Dt: 07-04-2012 and its Amended Government Orders.
7 This permission does not bar any public agency including HMDA/Local Body to acquire the lands for public purpose as per Law.
8 The Builder/Developer/Owner shall be responsible and ensure that the fire safety, structural stability requirements of the proposed complex are in accordance with the A.P Fire Services Act — 1999.
9 Automatic Sprinkler system is to be provided if the basement area exceeds 200 Sq. Mtrs Electrical wiring and installation shall be certified by the electrical engineers to Ensure electrical fire safety.
10 Transformers shall be provided with 4 hours Rating fire resistant constructions as per Rule 15 (e) of A.P Apartments (Promotion of constructions and ownership) rules, 1987.
11 If any litigations/discrepancy arises in future regarding ownership documents, the applicant is whole responsible and not made party to HMDA or its employees and plans deemed to be withdrawn and cancelled.
12 The HMWS and SB and T.S. Transco not to provide the permanent connection till to produce the occupancy certificate from the Sanctioning Authority.
13 If in case above said conditions are not adhered HMDA/Local Authority can withdraw the said permission.
14 If any cases are pending in court of law with regard to the site U/R and have adverse orders, the permission granted shall be deemed to be withdrawn and cancelled.
15 The applicant/ developer is the whole responsible if any loss of human life or any damage occurs while constructing the building and after construction of building and have no rights to claim to HMDA and its employees shall not be held as a party to any such dispute/ litigations.
16 The HMDA reserve the right to cancel the permission, if it is found that the permission is obtained by false statement or misinterpretation or suppression of any material facts or rule.

OFFICER DETAILS

OFFICER NAME :

DESIGNATION :

DATE AND TIME :

| APPROVAL NO: | SEAL OF APPROVAL |
|---|---|
| DATE OF APPROVAL : | |
| OWNER'S SIGNATURE | ARCHITECT'S SIGNATURE |
| BUILDER'S SIGNATURE | STRUCTURAL ENGINEER'S SIGNATURE |

Note: All dimensions are in meters.