Project Title :REVISED PLAN FOR PROPOSED CONSTRUCTION OF RESIDENTIAL FLATS WITHADDITIONAL (2 FLOORS TDR) IN BLOCK NO'S. 4A, 4B, 4C, 5, 6, 8A, 8B, 8C, 8D, 9A, 9B, 10A & 10B AND INSURVEY NO'S. 341 AND 342 PART 334, 335. SITUATED AT MADHAVAPURI TOWN SHIP, NORTHAVENUE, AMEENPUR (VILLAGE & MANDAL), SANGAREDDY (DIST).BELONGS TO1. JANAPRIYA TOWNSHIPS PVT.LTD., REP.BY ITS CHAIRMAN & MANAGING DIRECTOR SRI.K.RAVINDERREDDYS/O LATE K.PURUSHOTHAM REDDY.2. KMR ESTATES & BUILDERS (P) LTD. & 2 OTHERSREPRESENTED BY ITS GPA HOLDER JANAPRIYA TOWNSHIPS PVT.LTD., REP.BY ITS CHAIRMAN &MANAGING DIRECTOR SRI.K.RAVINDER REDDY S/O LATE K.PURUSHOTHAM REDDY.

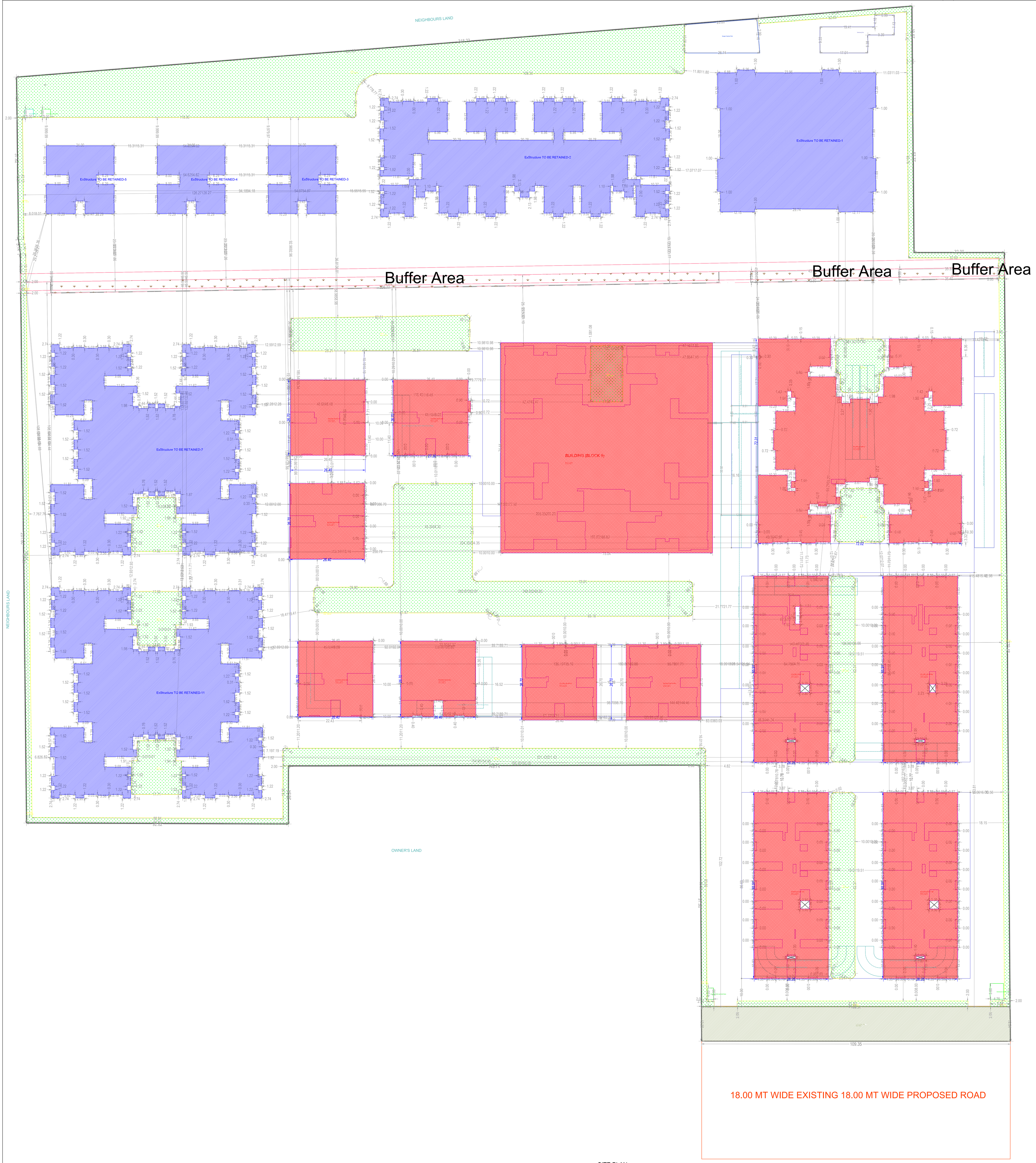

SITE PLAN
(Scale - 1:400)

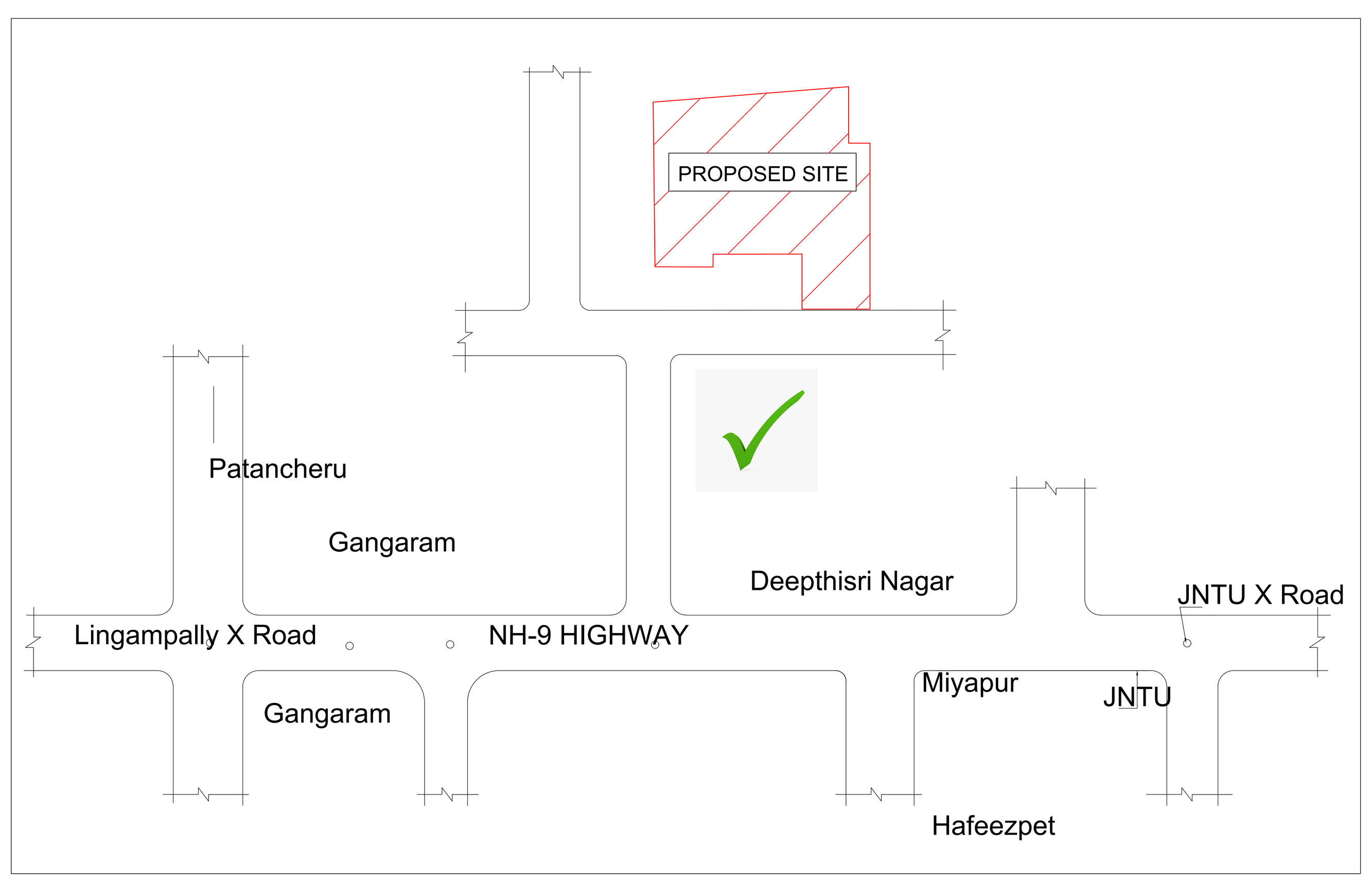

Location Plan

(NOT TO SCALE) LOCATION PLAN

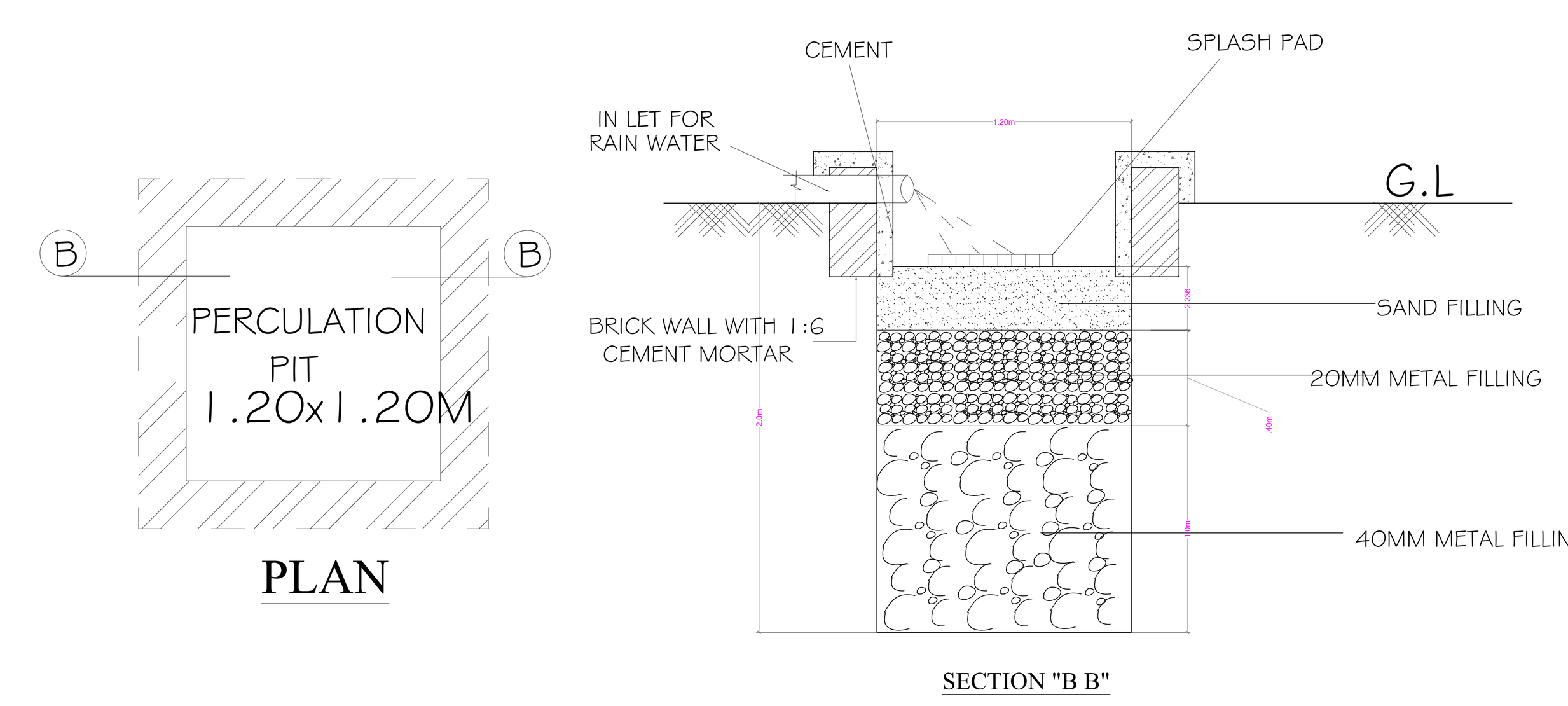

PERCOLATION

DETAILS OF PERCOLATION PIT

NOT TO SCALE

Note: All dimensions are in meters.

Project Title :REVISED PLAN FOR PROPOSED CONSTRUCTION OF RESIDENTIAL FLATS WITHADDITIONAL (2 FLOORS TDR) IN BLOCK NO'S. 4A, 4B, 4C, 5, 6, 8A, 8B, 8C, 8D, 9A, 9B, 10A & 10B AND INSURVEY NO'S. 341 AND 342 PART 334, 335. SITUATED AT MADHAVAPURI TOWN SHIP, NORTHAVENUE, AMEENPUR (VILLAGE & MANDAL), SANGAREDDY (DIST).BELONGS TO1. JANAPRIYA TOWNSHIPS PVT.LTD., REP.BY ITS CHAIRMAN & MANAGING DIRECTOR SRI.K.RAVINDERREDDYS/O LATE K.PURUSHOTHAM REDDY.2. KMR ESTATES & BUILDERS (P) LTD. & 2 OTHERSREPRESENTED BY ITS GPA HOLDER JANAPRIYA TOWNSHIPS PVT.LTD., REP.BY ITS CHAIRMAN &MANAGING DIRECTOR SRI.K.RAVINDER REDDY S/O LATE K.PURUSHOTHAM REDDY.

FILE DETAILS			
LTP NAME :	nithinkumar reddy		
LTP LICENCE NO :	333	DATE :	09-10-2024
FILE NO :	TS/053539/2024	SHEET NO.:	2 / 24
SHEET NAME :	Building Plan Details		

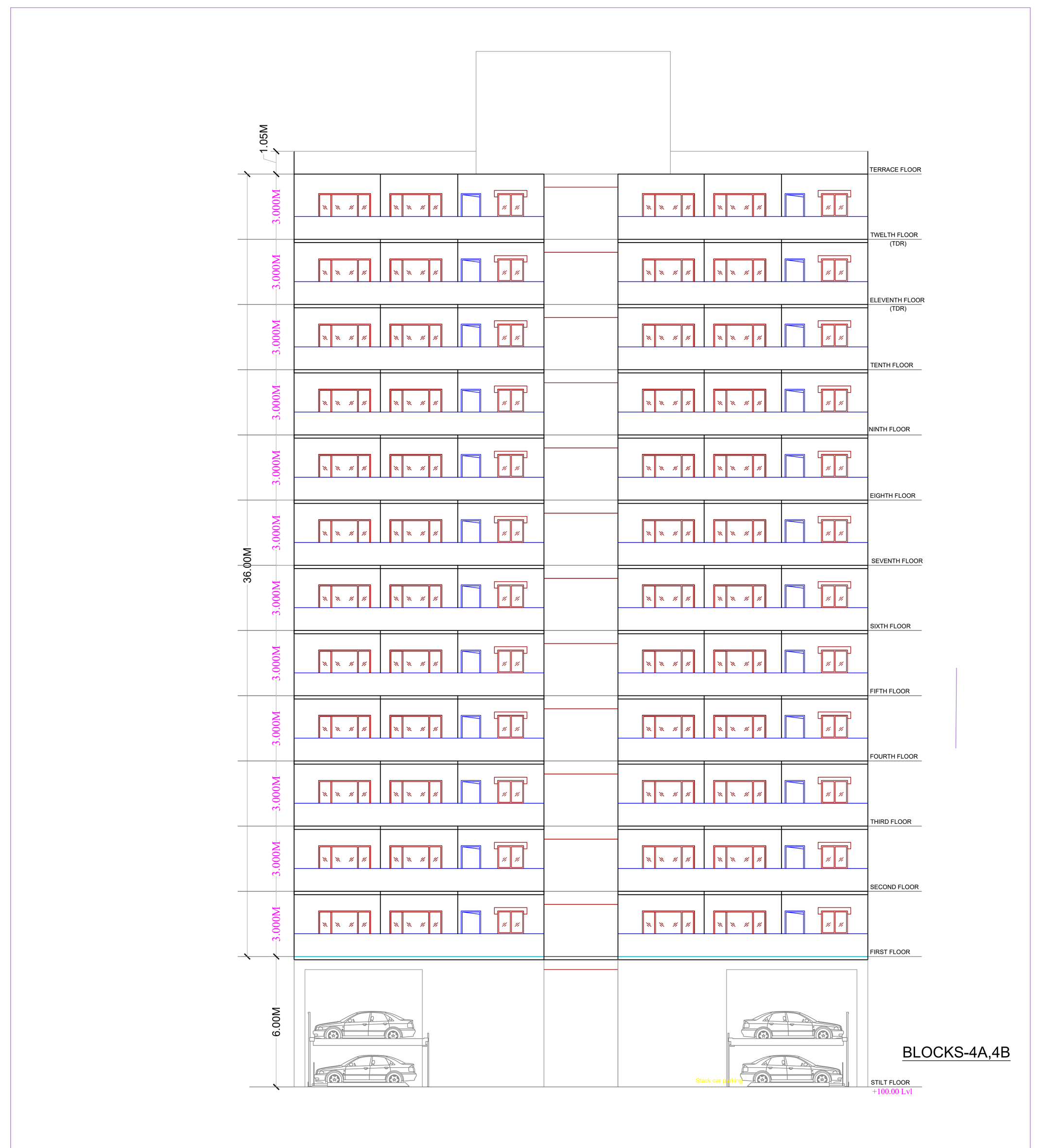

Elevation1



SECTION

SECTION AT 'XX'
BLOCKS-4A,4B

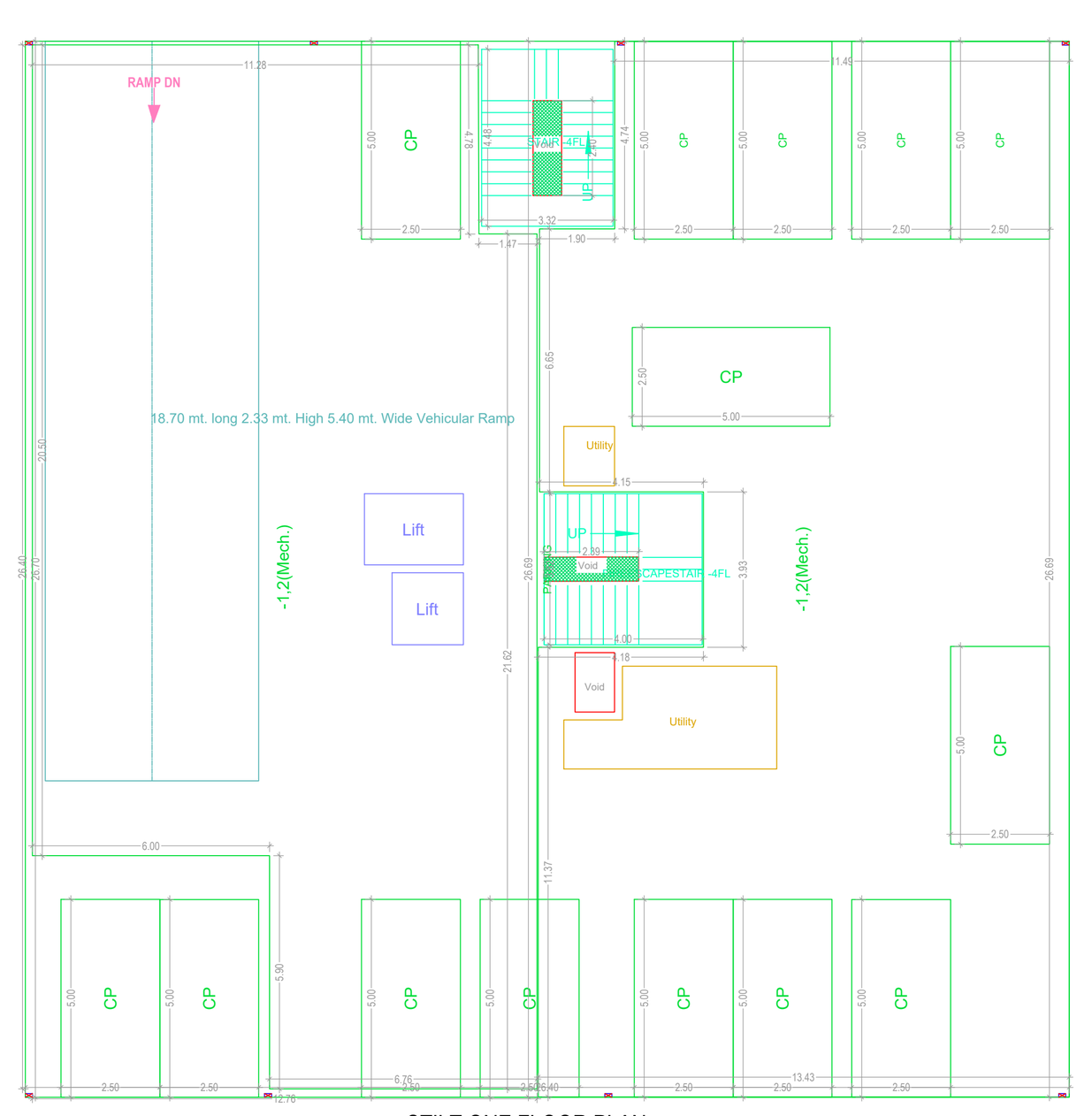

STILT ONE FLOOR PLAN
(SCALE 1:100)

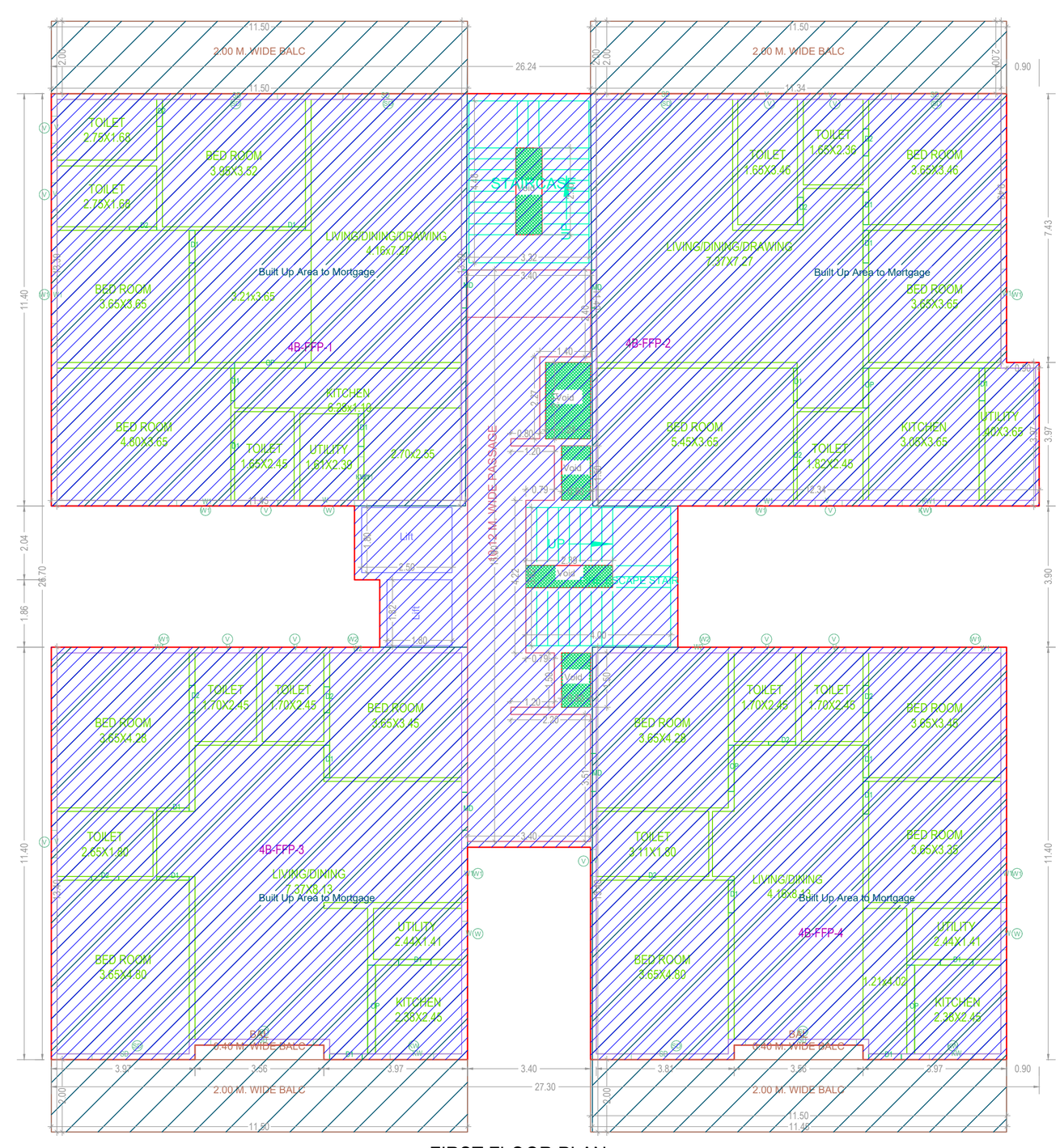

FIRST FLOOR PLAN
(Existing)
(SCALE 1:100)

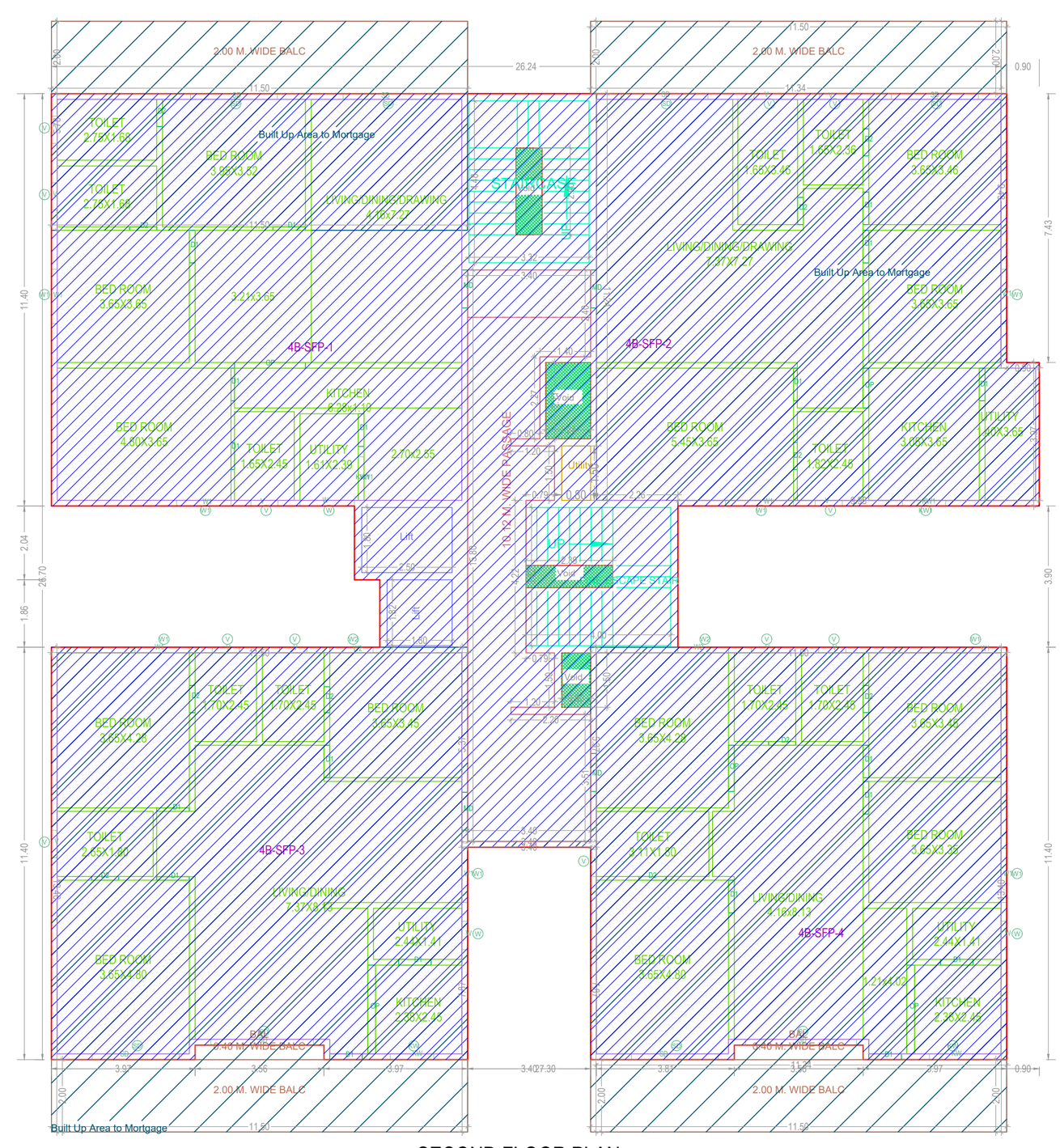

SECOND FLOOR PLAN
(Existing)
(SCALE 1:100)

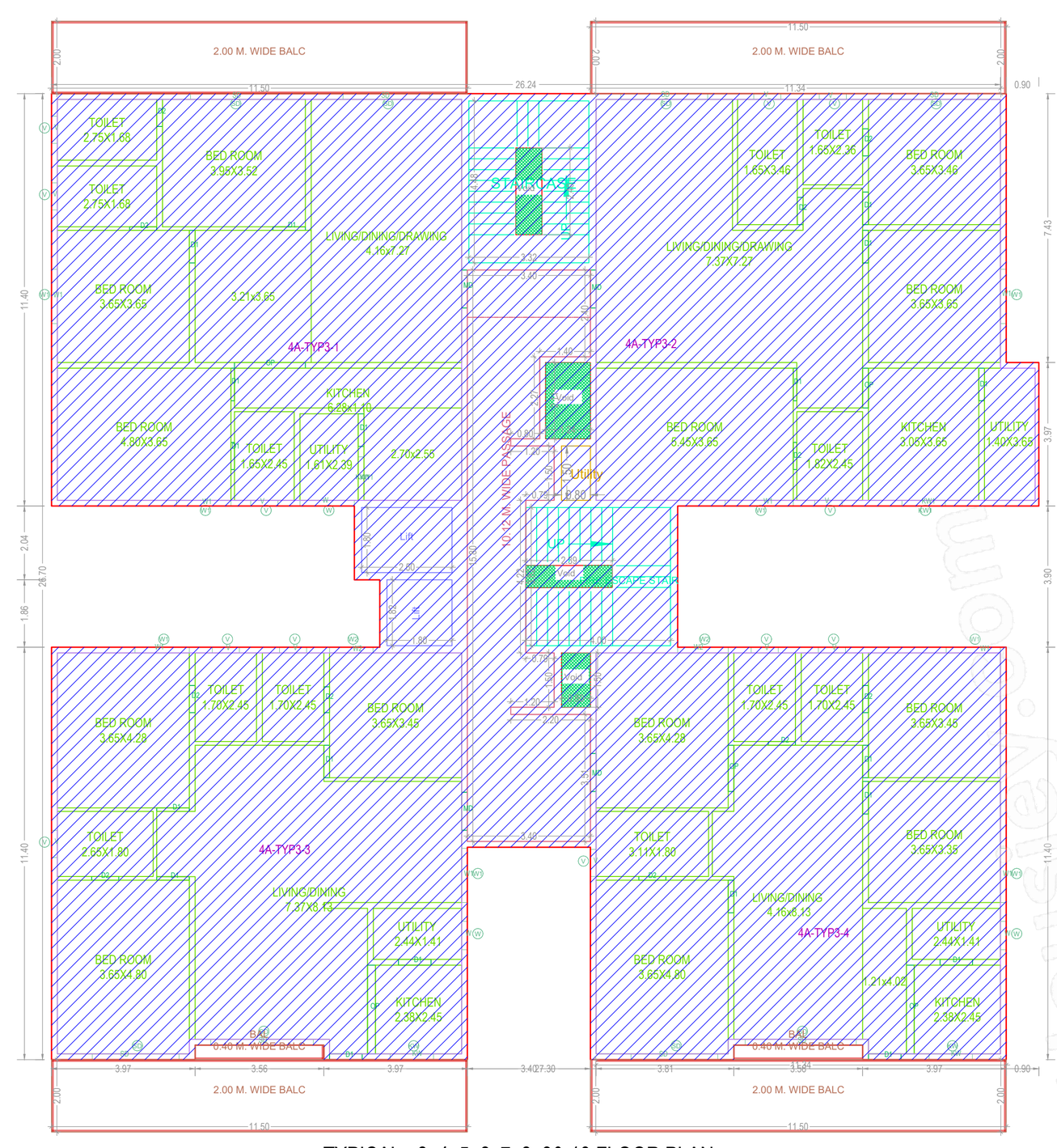

TYPICAL - 3, 4, 5, 6, 7, 8, 9& 10 FLOOR PLAN
(Existing)
(SCALE 1:100)

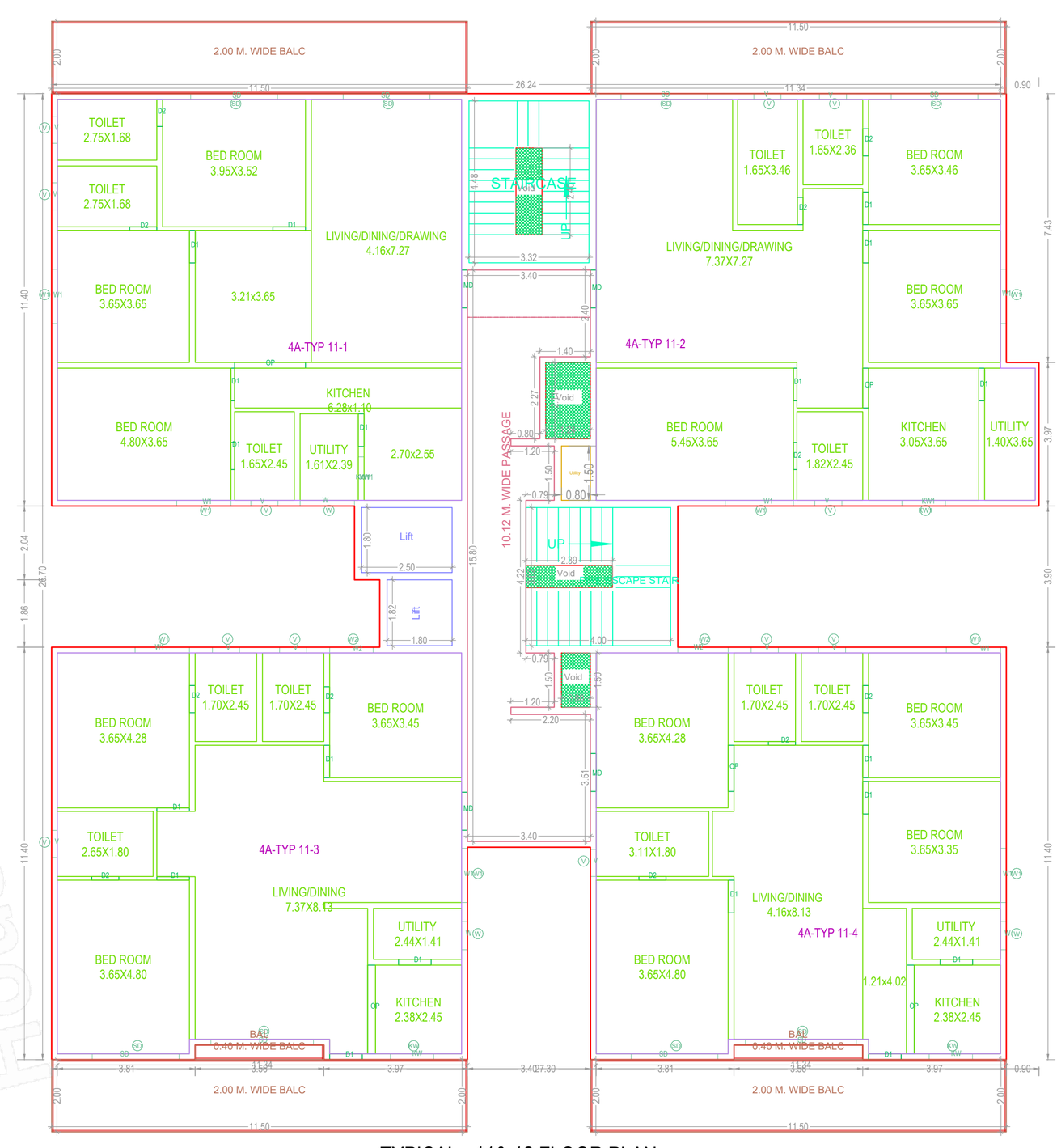

TYPICAL - 11& 12 FLOOR PLAN
(Proposed)
(SCALE 1:100)

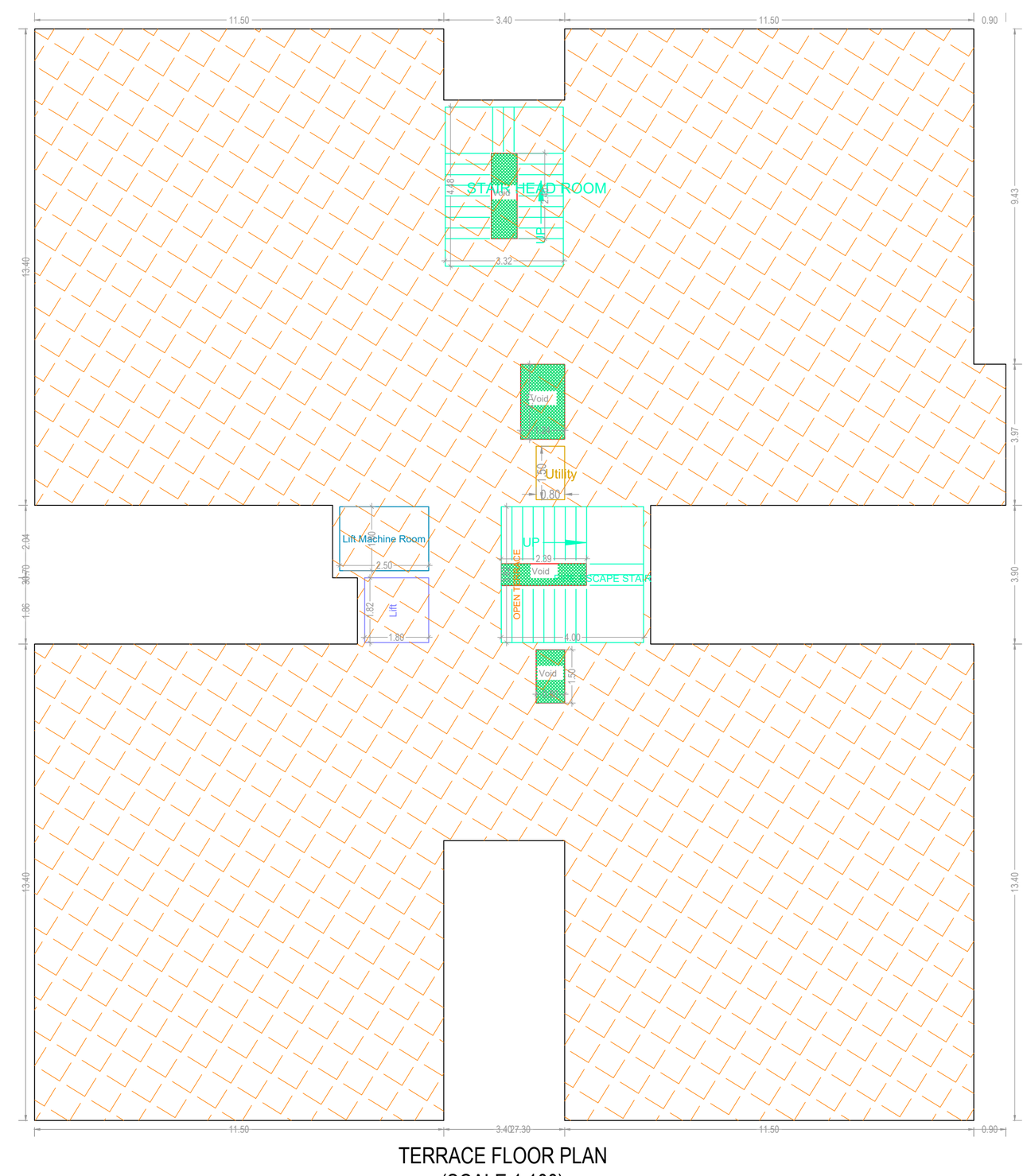

TERRACE FLOOR PLAN
(SCALE 1:100)

BUILDING :BUILDING (BLOCK 4B)

FLOOR NAME	TOTAL BUA	EXIST. BUA	PROP. BUA	DEDUCTIONS		EXIST. NET BUA	NET BUA	TNMTS.	PARKING AREA	NO OF STACK	STACK AREA	NET PARKING
				VOID	ACCES.		RESI.					
STILT ONE FLOOR	704.89	0.00	704.89	3.19	0.00	0.00	0.00	00	701.70	2	627.1	1328.80
FIRST FLOOR	616.26	616.26	0.00	8.20	0.00	608.06	0.00	04	0.00	0	0	0.00
SECOND FLOOR	616.26	616.26	0.00	7.00	0.00	609.26	0.00	04	0.00	0	0	0.00
THIRD FLOOR	711.10	711.10	0.00	7.00	0.00	704.10	0.00	04	0.00	0	0	0.00
FOURTH FLOOR	711.10	711.10	0.00	7.00	0.00	704.10	0.00	04	0.00	0	0	0.00
FIFTH FLOOR	711.10	711.10	0.00	7.00	0.00	704.10	0.00	04	0.00	0	0	0.00
SIXTH FLOOR	711.10	711.10	0.00	7.00	0.00	704.10	0.00	04	0.00	0	0	0.00
SEVENTH FLOOR	711.10	711.10	0.00	7.00	0.00	704.10	0.00	04	0.00	0	0	0.00
EIGHTH FLOOR	711.10	711.10	0.00	7.00	0.00	704.10	0.00	04	0.00	0	0	0.00
NINTH FLOOR	711.10	711.10	0.00	7.00	0.00	704.10	0.00	04	0.00	0	0	0.00
TENTH FLOOR	711.10	711.10	0.00	7.00	0.00	704.10	0.00	04	0.00	0	0	0.00
ELEVENTH FLOOR	711.10	0.00	711.10	7.00	0.00	0.00	704.10	04	0.00	0	0	0.00
TWELFTH FLOOR	711.10	0.00	711.10	7.00	0.00	0.00	704.10	04	0.00	0	0	0.00
TERRACE FLOOR	1.20	0.00	1.20	0.00	1.20	0.00	0.00	00	0.00	0	0	0.00
TOTAL	9049.61	6921.32	2128.29	88.39	1.20	6850.12	1408.20	48	701.70		627.10	1328.80
TOTAL NO OF BLDG	1											
TOTAL	9049.61	6921.32	2128.29	88.39	1.20	6850.12	1408.20	48	701.70		627.10	1328.80

ISO_full_bleed_4A0_(1682.00_x_2378.00_MM)

SCHEDULE OF JOINERY

BUILDING NAME	NAME	L X H	NOS
BUILDING (BLOCK 4B)	D2	0.71 X 2.10	12
BUILDING (BLOCK 4B)	D2	0.75 X 2.10	120
BUILDING (BLOCK 4B)	D1	0.90 X 2.10	216
BUILDING (BLOCK 4B)	MD	1.05 X 2.10	48
BUILDING (BLOCK 4B)	OP	1.10 X 2.10	12
BUILDING (BLOCK 4B)	OP	1.28 X 2.10	12
BUILDING (BLOCK 4B)	OP	1.96 X 2.10	12
BUILDING (BLOCK 4B)	OP	2.45 X 2.10	24

SCHEDULE OF JOINERY

BUILDING NAME	NAME	L X H	NOS
BUILDING (BLOCK 4B)	V	0.75 X 1.20	144
BUILDING (BLOCK 4B)	W	0.78 X 1.20	24
BUILDING (BLOCK 4B)	KW	1.20 X 1.20	24
BUILDING (BLOCK 4B)	W2	1.40 X 1.20	12
BUILDING (BLOCK 4B)	W1	1.50 X 1.20	84
BUILDING (BLOCK 4B)	W	1.51 X 1.20	12
BUILDING (BLOCK 4B)	W1	1.88 X 1.20	12
BUILDING (BLOCK 4B)	SD	2.40 X 1.20	72
BUILDING (BLOCK 4B)	SD	2.83 X 1.20	12
BUILDING (BLOCK 4B)	SD	3.07 X 1.20	12

Balcony Calculations Table

FLOOR NAME	SIZE	TOTAL AREA
TYPICAL - 3, 4, 5, 6, 7, 8, 9& 10 FLOOR PLAN	2.00 X 11.50 X 4 X 8	758.72
	0.40 X 3.56 X 2 X 8	
TYPICAL - 11& 12 FLOOR PLAN	2.00 X 11.50 X 4 X 2	189.68
	0.40 X 3.56 X 2 X 2	
Total	-	948.40

ADDITIONAL FLOOR TABLE

Floor Name	Proposed Floor Area
TWELFTH FLOOR	711.10
ELEVENTH FLOOR	711.10

GENERAL CONDITIONS:

1.A dual piping system is a type of plumbing system where two separate sets of pipes are installed to distribute water in a building. One set of pipes carries potable or drinking water, while the other set of pipes carries non-potable or reclaimed water. The potable water pipes are connected to the main water supply and distribute water for drinking, cooking, and bathing. The non-potable or reclaimed water pipes carry water that has been treated and recycled from sources like rainwater, greywater from sinks and showers, or treated wastewater.
2.Parking places in buildings shall be provided with Electric Vehicle Charging Infrastructure as per Central Electricity Authority (CEA) Technical Requirements for Connection of Distributed Generation Sources, CEA Measures of Safety Regulations, 2010 and Ministry of Power Consolidated Guidelines and Standards for EV Charging Infrastructure, as amended from time to time".
3.For Constructions over 10,000 Sq.mt and above and in case of Group Housing Buildings where there are 100 units and above, the plumbing arrangement shall be made in a way that the potable water shall be used for drinking, cooking and bathing only and for rest of the uses, provision for dual piping system shall be made.
4.New building constructions shall have to properly demarcate sections within buildings and on rooftops for housing Broadband/digital connectivity infrastructure / antenna. These areas should have access to power supply for reliable, always on services. Further, Computer Telephony Integration (CTI) of a building shall include the common duct to access the common space used as telecomn room inside the building.
5.Occupancy Certificate to a building shall be granted only after ensuring that the CTI as per the prescribed standards is in place and an undertaking is given by the Architect or Engineer certifying that building has ensured common access to all digital infrastructure to all Service providers in accordance with plan of creation of CTI.

CONDITION:

1 TECHNICAL APPROVAL IS HERE BY ACCORDED FOR ___ <<REs/Comm/others>> Building ____ << floors>> in of plot nos. __ Sy. No: __ situated at in ____ Village & ___ Mandal, ___ District in proceeding letter subject to conditions mentioned on Approved Plan Vide No.___ Dt: ___.
2 All the conditions imposed in Lr. No. ________ Dt: ___ are to be strictly followed.
3 The applicant shall construct the Building as per Sanctioned Plan if any deviations made in setbacks, the 10.00 % mortgaged Built Up Area forfeited, the technical approved building plans will be withdrawn and cancelled without notice and action will be taken as per law.
4 The Cellar/Stilt floor shall be used for parking purpose only and should not be used for any other purposes as per the G.O.Ms.No. 168 MA Dt: 07-04-2012 and its ammendments.
5 The Builder/Developer should construct sump, septic tank and underground drainage as per ISI standards. In addition to the drainage system available.
6 That the applicant shall comply the conditions laid down in the G.O.Ms.No. 168 MA Dt: 07-04-2012 and its Amended Government Orders.
7 This permission does not bar any public agency including HMDA/Local Body to acquire the lands for public purpose as per Law.
8 The Builder/Developer/Owner shall be responsible and ensure that the fire safety, structural stability requirements of the proposed complex are in accordance with the A.P Fire Services Act — 1999.
9 Automatic Sprinkler system is to be provided if the basement area exceeds 200 Sq. Mtrs Electrical wiring and installation shall be certified by the electrical engineers to Ensure electrical fire safety.
10 Transformers shall be provided with 4 hours Rating fire resistant constructions as per Rule 15 (e) of A.P Apartments (Promotion of constructions and ownership) rules, 1987.
11 If any litigations/discrepancy arises in future regarding ownership documents, the applicant is whole responsible and not made party to HMDA or its employees and plans deemed to be withdrawn and cancelled.
12 The HMWS and SB and T.S. Transco not to provide the permanent connection till to produce the occupancy certificate from the Sanctioning Authority.
13 If in case above said conditions are not adhered HMDA/Local Authority can withdraw the said permission.
14 If any cases are pending in court of law with regard to the site U/R and have adverse orders, the permission granted shall be deemed to be withdrawn and cancelled.
15 The applicant/ developer is the whole responsible if any loss of human life or any damage occurs while constructing the building and after construction of building and have no rights to claim to HMDA and its employees shall not be held as a party to any such dispute/ litigations.
16 The HMDA reserve the right to cancel the permission, if it is found that the permission is obtained by false statement or misinterpretation or suppression of any material facts or rule.

OFFICER DETAILS	
OFFICER NAME : DESIGNATION : DATE AND TIME :	
APPROVAL NO:	SEAL OF APPROVAL
DATE OF APPROVAL :	
OWNER'S SIGNATURE	ARCHITECT'S SIGNATURE
BUILDER'S SIGNATURE	STRUCTURAL ENGINEER'S SIGNATURE

Note: All dimensions are in meters.

Project Title :REVISED PLAN FOR PROPOSED CONSTRUCTION OF RESIDENTIAL FLATS WITHADDITIONAL (2 FLOORS TDR) IN BLOCK NO'S. 4A, 4B, 4C, 5, 6, 8A, 8B, 8C, 8D, 9A, 9B, 10A & 10B AND INSURVEY NO'S. 341 AND 342 PART 334, 335. SITUATED AT MADHAVAPURI TOWN SHIP, NORTHAVENUE, AMEENPUR (VILLAGE & MANDAL), SANGAREDDY (DIST).BELONGS TO1. JANAPRIYA TOWNSHIPS PVT.LTD., REP.BY ITS CHAIRMAN & MANAGING DIRECTOR SRI.K.RAVINDERREDDYS/O LATE K.PURUSHOTHAM REDDY.2. KMR ESTATES & BUILDERS (P) LTD. & 2 OTHERSREPRESENTED BY ITS GPA HOLDER JANAPRIYA TOWNSHIPS PVT.LTD., REP.BY ITS CHAIRMAN &MANAGING DIRECTOR SRI.K.RAVINDER REDDY S/O LATE K.PURUSHOTHAM REDDY.

FILE DETAILS			
LTP NAME :	nithinkumar reddy		
LTP LICENCE NO :	333	DATE :	09-10-2024
FILE NO :	TS/053539/2024	SHEET NO.:	3 / 24
SHEET NAME :	Building Plan Details		

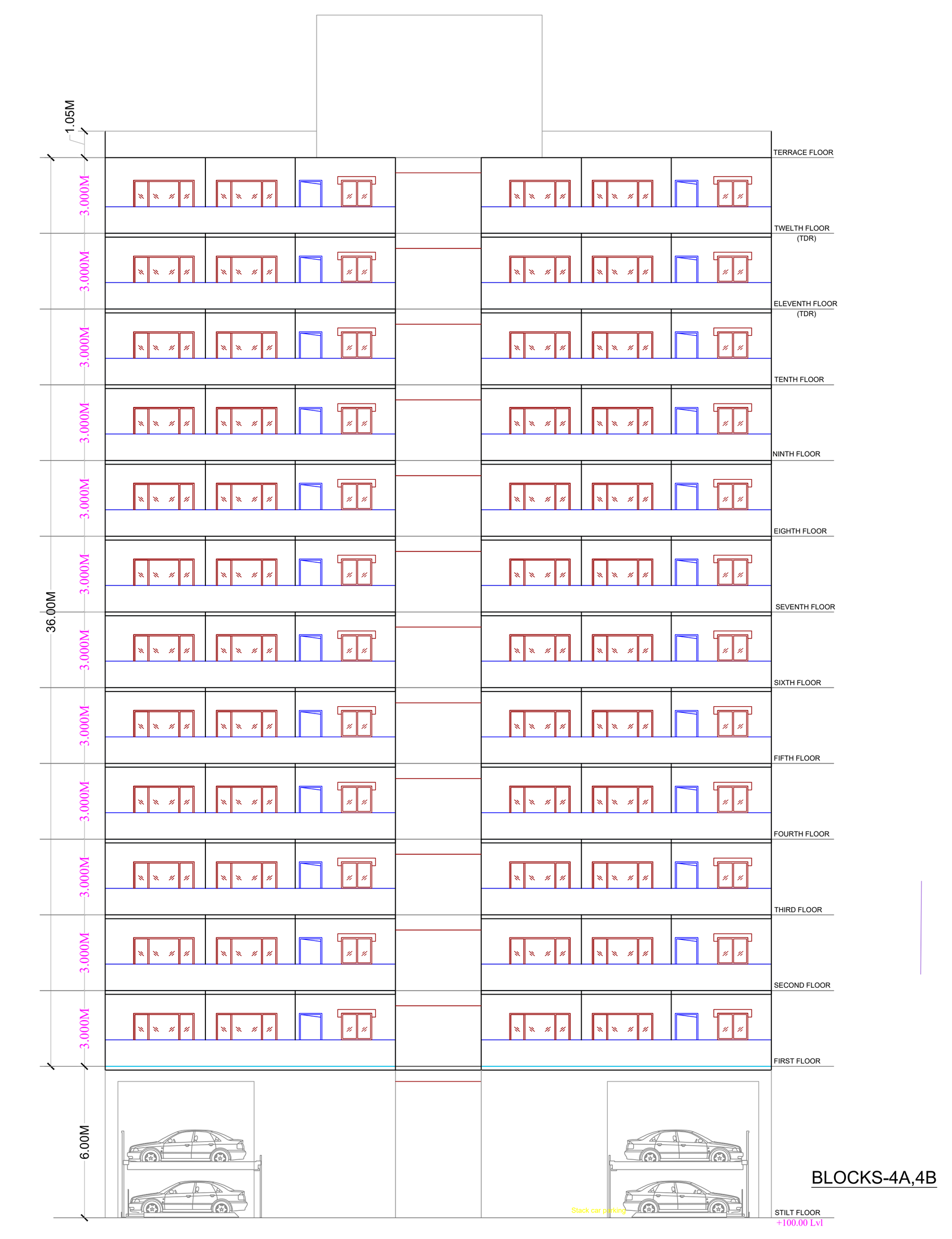

BLOCKS-4A,4B

Elevation1

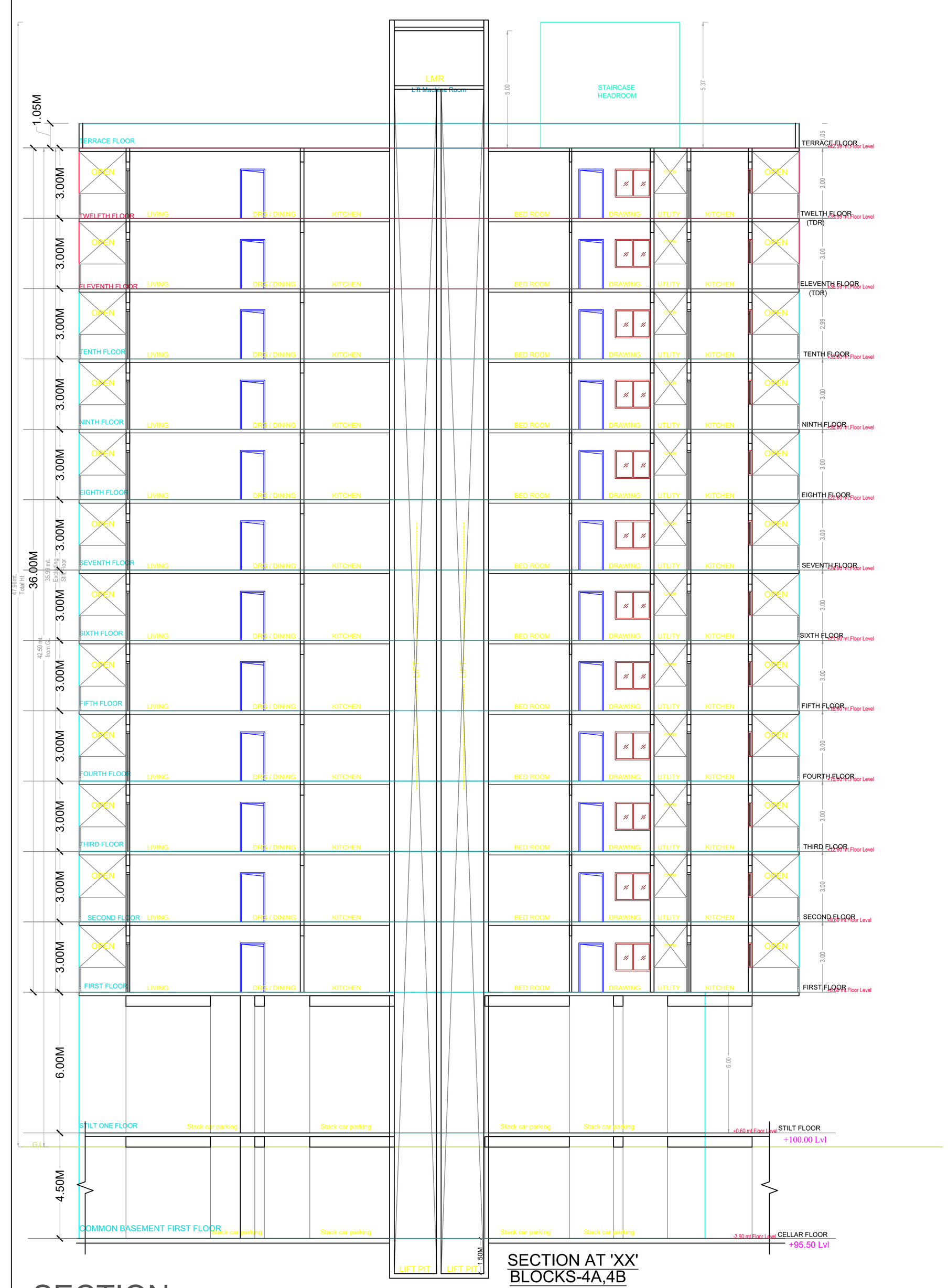

SECTION AT 'XX'
BLOCKS-4A,4B

SECTION

STILT ONE FLOOR PLAN
(SCALE 1:100)

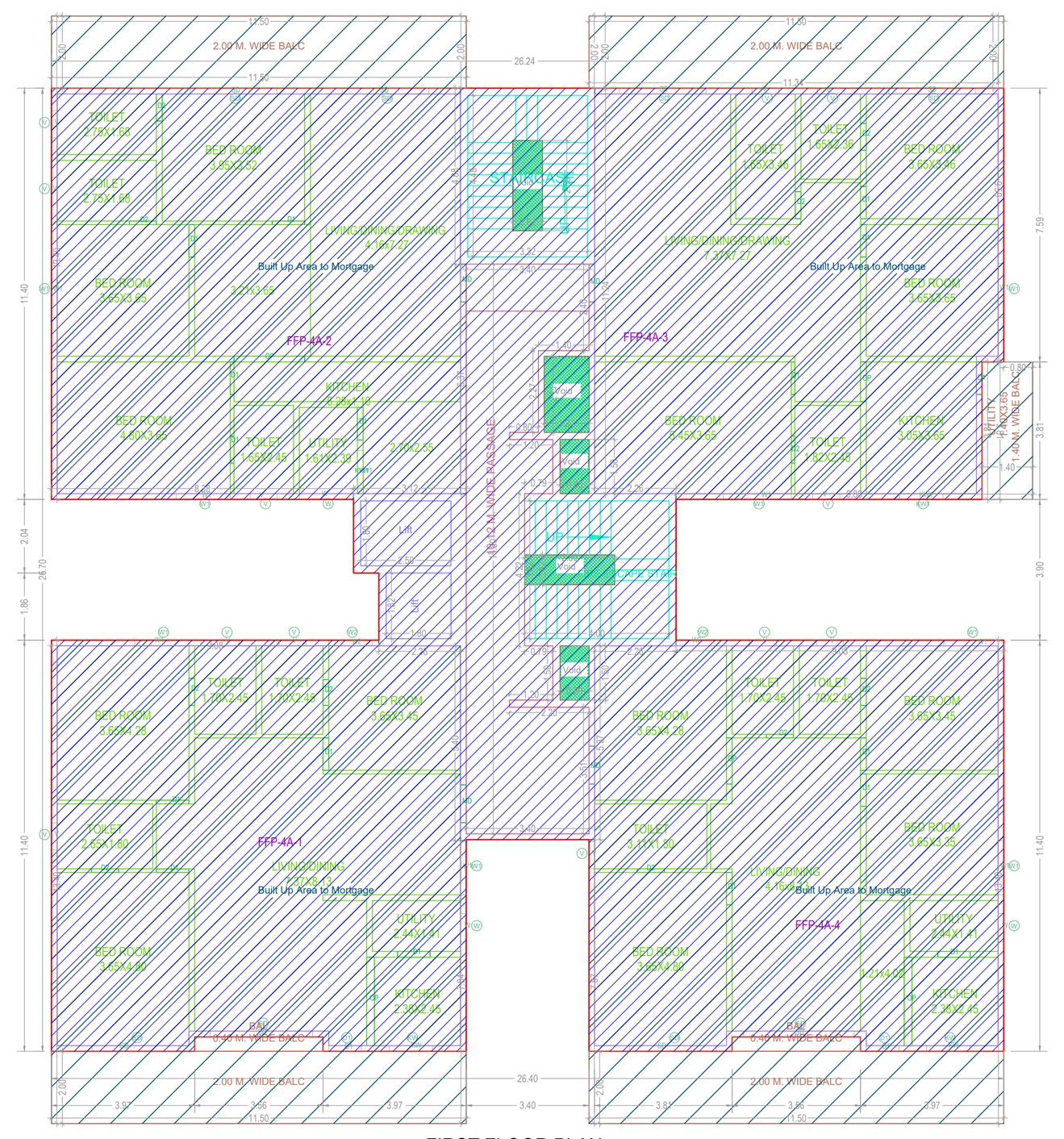

FIRST FLOOR PLAN
(Existing)
(SCALE 1:100)

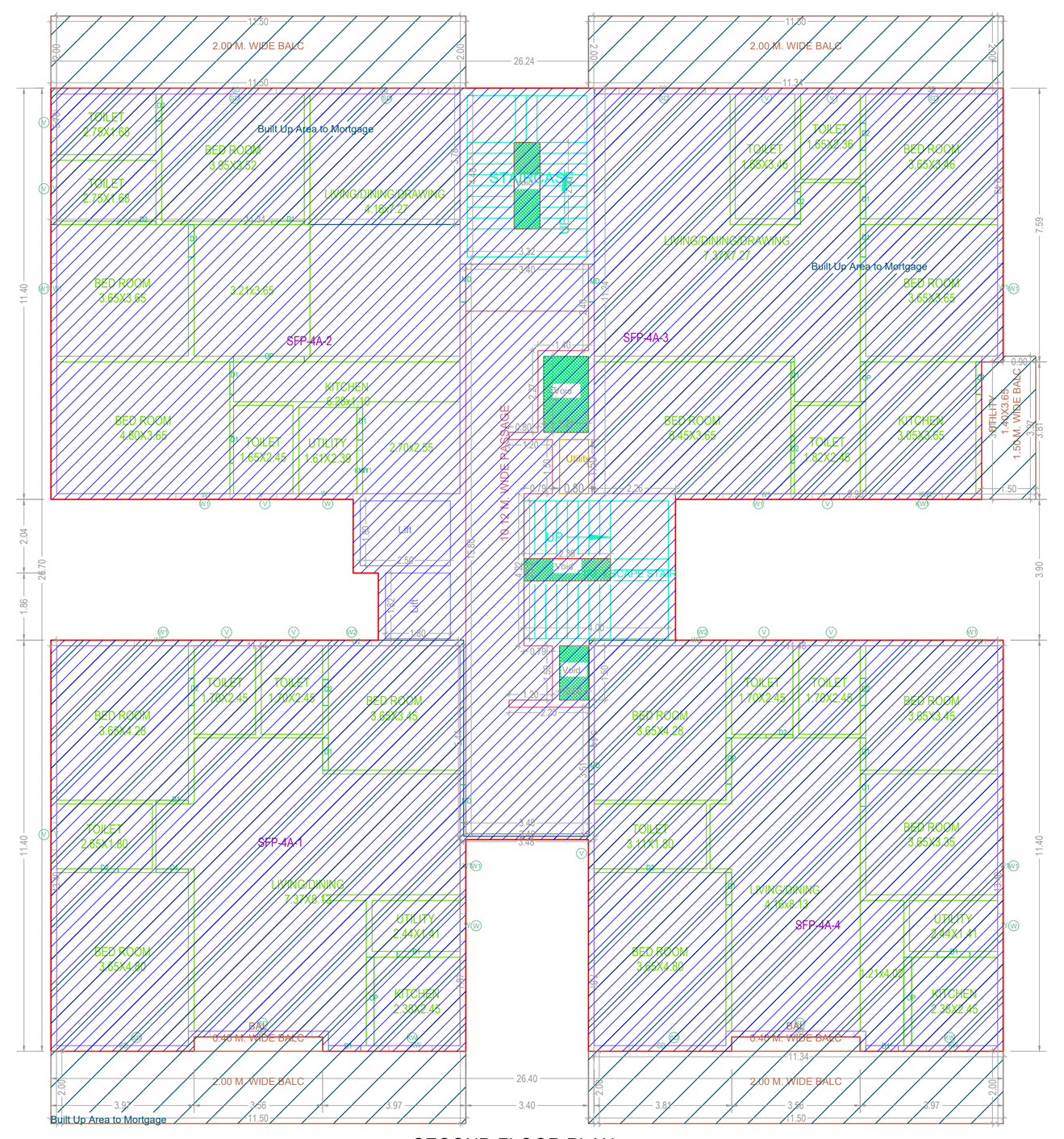

SECOND FLOOR PLAN
(Existing)
(SCALE 1:100)

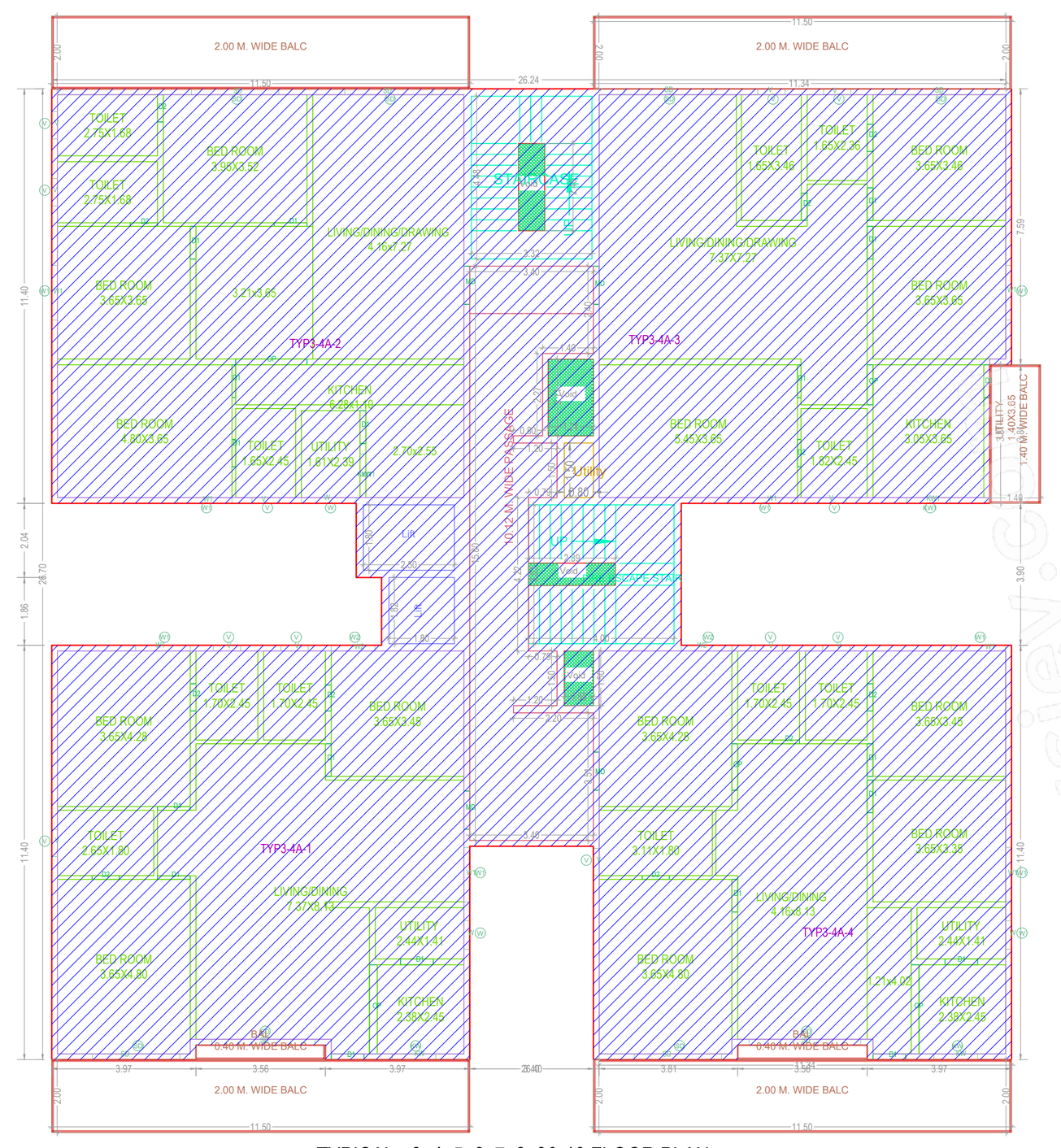

TYPICAL - 3, 4, 5, 6, 7, 8, 9& 10 FLOOR PLAN
(Existing)
(SCALE 1:100)

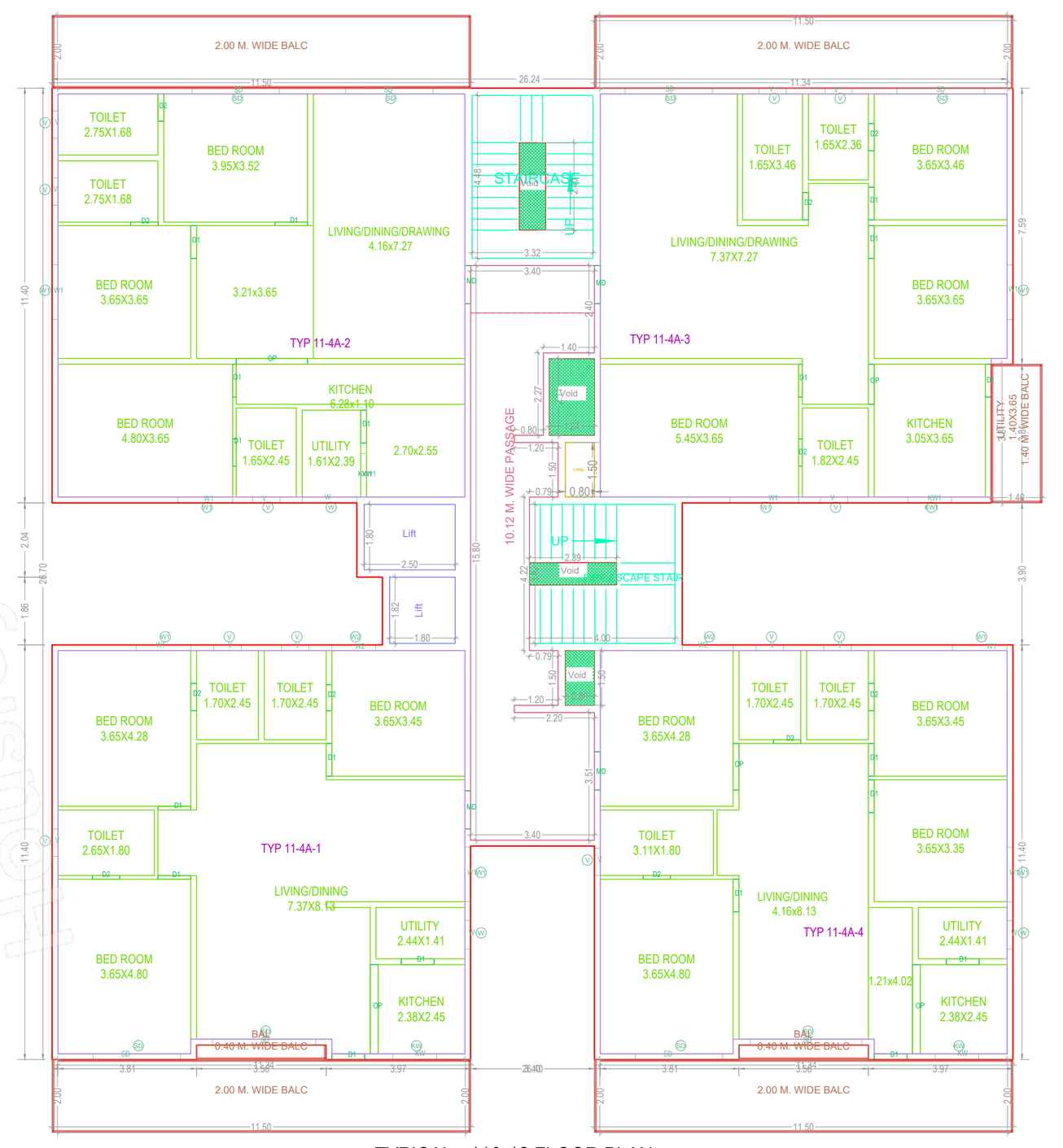

TYPICAL - 11& 12 FLOOR PLAN
(Proposed)
(SCALE 1:100)

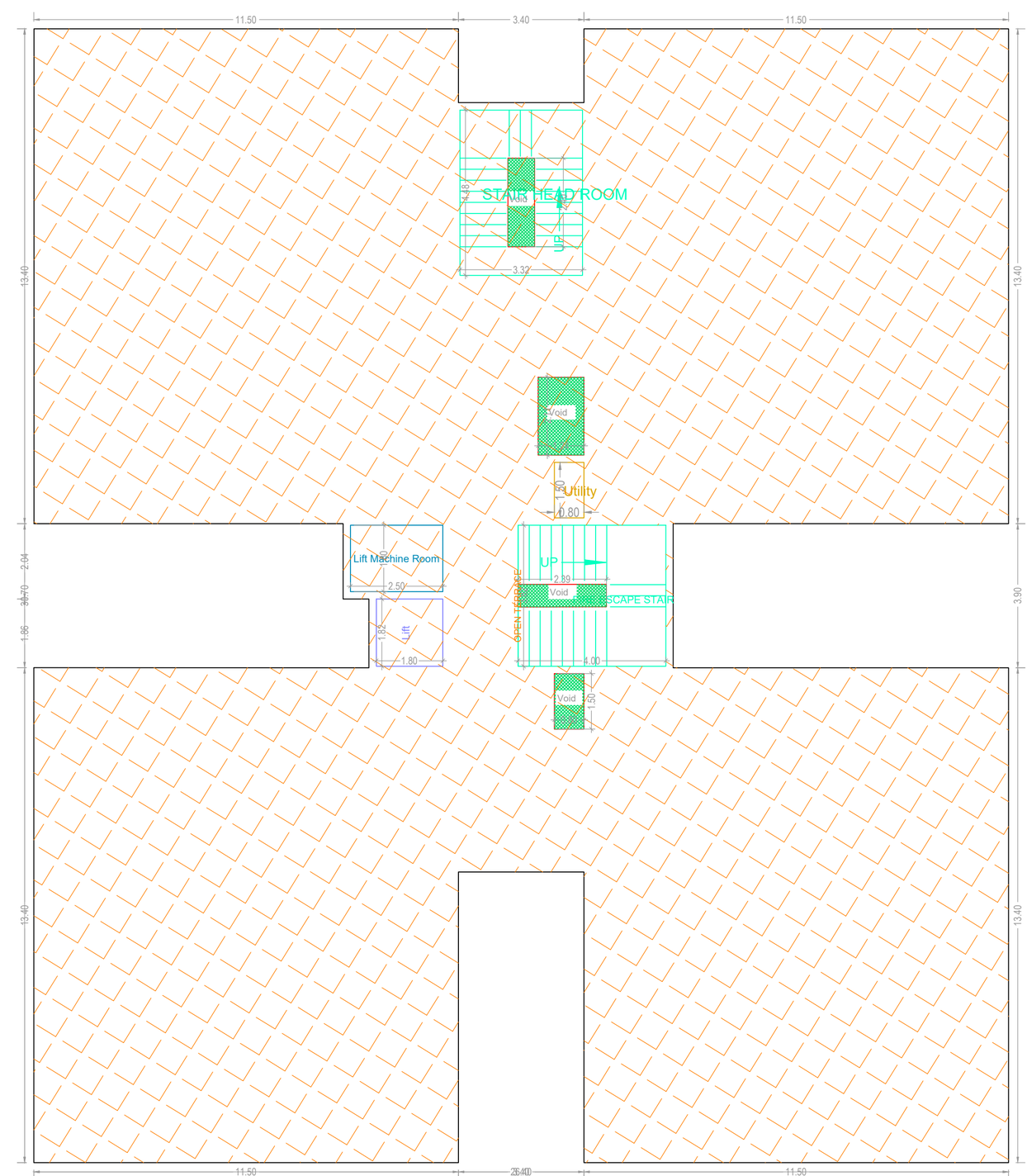

TERRACE FLOOR PLAN
(SCALE 1:100)

BUILDING :BUILDING (BLOCK 4A)

FLOOR NAME	TOTAL BUA	EXIST. BUA	PROP. BUA	DEDUCTIONS VOID	DEDUCTIONS ACCES.	EXIST. NET BUA	NET BUA RESI.	TNMTS.	PARKING AREA	NO OF STACK	STACK AREA	NET PARKING
STILT ONE FLOOR	704.87	0.00	704.87	4.10	0.00	0.00	0.00	00	700.77	2	662.68	1363.45
FIRST FLOOR	610.40	610.40	0.00	9.11	0.00	601.29	0.00	04	0.00	0	0	0.00
SECOND FLOOR	610.40	610.40	0.00	7.00	0.00	603.40	0.00	04	0.00	0	0	0.00
THIRD FLOOR	710.57	710.57	0.00	7.00	0.00	703.57	0.00	04	0.00	0	0	0.00
FOURTH FLOOR	710.57	710.57	0.00	7.00	0.00	703.57	0.00	04	0.00	0	0	0.00
FIFTH FLOOR	710.57	710.57	0.00	7.00	0.00	703.57	0.00	04	0.00	0	0	0.00
SIXTH FLOOR	710.57	710.57	0.00	7.00	0.00	703.57	0.00	04	0.00	0	0	0.00
SEVENTH FLOOR	710.57	710.57	0.00	7.00	0.00	703.57	0.00	04	0.00	0	0	0.00
EIGHTH FLOOR	710.57	710.57	0.00	7.00	0.00	703.57	0.00	04	0.00	0	0	0.00
NINTH FLOOR	710.57	710.57	0.00	7.00	0.00	703.57	0.00	04	0.00	0	0	0.00
TENTH FLOOR	710.57	710.57	0.00	7.00	0.00	703.57	0.00	04	0.00	0	0	0.00
ELEVENTH FLOOR	710.57	0.00	710.57	7.00	0.00	0.00	703.57	04	0.00	0	0	0.00
TWELFTH FLOOR	710.57	0.00	710.57	7.00	0.00	0.00	703.57	04	0.00	0	0	0.00
TERRACE FLOOR	1.20	0.00	1.20	0.00	1.20	0.00	0.00	00	0.00	0	0	0.00
TOTAL	9032.57	6905.36	2127.21	90.21	1.20	6833.25	1407.14	48	700.77		662.68	1363.45
TOTAL NO OF BLDG	1											
TOTAL	9032.57	6905.36	2127.21	90.21	1.20	6833.25	1407.14	48	700.77		662.68	1363.45

ISO_full_bleed_4A0_(1682.00_x_2378.00_MM)

SCHEDULE OF JOINERY

BUILDING NAME	NAME	L X H	NOS
BUILDING (BLOCK 4A)	D2	0.71 X 2.10	12
BUILDING (BLOCK 4A)	D2	0.75 X 2.10	120
BUILDING (BLOCK 4A)	D1	0.90 X 2.10	214
BUILDING (BLOCK 4A)	MD	1.05 X 2.10	48
BUILDING (BLOCK 4A)	OP	1.10 X 2.10	12
BUILDING (BLOCK 4A)	OP	1.28 X 2.10	12
BUILDING (BLOCK 4A)	OP	1.96 X 2.10	12
BUILDING (BLOCK 4A)	OP	2.45 X 2.10	24

SCHEDULE OF JOINERY

BUILDING NAME	NAME	L X H	NOS
BUILDING (BLOCK 4A)	V	0.75 X 1.20	144
BUILDING (BLOCK 4A)	W	0.78 X 1.20	24
BUILDING (BLOCK 4A)	D1	0.90 X 1.20	02
BUILDING (BLOCK 4A)	KW	1.20 X 1.20	24
BUILDING (BLOCK 4A)	W2	1.40 X 1.20	12
BUILDING (BLOCK 4A)	W1	1.50 X 1.20	84
BUILDING (BLOCK 4A)	W	1.51 X 1.20	12
BUILDING (BLOCK 4A)	W1	1.88 X 1.20	12
BUILDING (BLOCK 4A)	SD	2.40 X 1.20	72
BUILDING (BLOCK 4A)	SD	2.83 X 1.20	12
BUILDING (BLOCK 4A)	SD	3.07 X 1.20	12

Balcony Calculations Table

FLOOR NAME	SIZE	TOTAL AREA
TYPICAL - 3, 4, 5, 6, 7, 8, 9& 10 FLOOR PLAN	2.00 X 11.50 X 4 X 8	801.36
	0.40 X 3.56 X 2 X 8	
	1.40 X 3.81 X 1 X 8	
TYPICAL - 11& 12 FLOOR PLAN	2.00 X 11.50 X 4 X 2	200.34
	0.40 X 3.56 X 2 X 2	
	1.40 X 3.81 X 1 X 2	
Total	-	1001.70

ADDITIONAL FLOOR TABLE

Floor Name	Proposed Floor Area
TWELFTH FLOOR	710.57
ELEVENTH FLOOR	710.57

GENERAL CONDITIONS:

1.A dual piping system is a type of plumbing system where two separate sets of pipes are installed to distribute water in a building. One set of pipes carries potable or drinking water, while the other set of pipes carries non-potable or reclaimed water. The potable water pipes are connected to the main water supply and distribute water for drinking, cooking, and bathing. The non-potable or reclaimed water pipes carry water that has been treated and recycled from sources like rainwater, greywater from sinks and showers, or treated wastewater.
2.Parking places in buildings shall be provided with Electric Vehicle Charging Infrastructure as per Central Electricity Authority (CEA) Technical Requirements for Connection of Distributed Generation Sources, CEA Measures of Safety Regulations, 2010 and Ministry of Power Consolidated Guidelines and Standards for EV Charging Infrastructure, as amended from time to time".
3.For Constructions over 10,000 Sq.mt and above and in case of Group Housing Buildings where there are 100 units and above, the plumbing arrangement shall be made in a way that the potable water shall be used for drinking, cooking and bathing only and for rest of the uses, provision for dual piping system shall be made.
4.New building constructions shall have to properly demarcate sections within buildings and on rooftops for housing Broadband/digital connectivity infrastructure / antenna. These areas should have access to power supply for reliable, always on services. Further, Computer Telephony Integration (CTI) of a building shall include the common duct to access the common space used as telecomn room inside the building.
5.Occupancy Certificate to a building shall be granted only after ensuring that the CTI as per the prescribed standards is in place and an undertaking is given by the Architect or Engineer certifying that building has ensured common access to all digital infrastructure to all Service providers in accordance with plan of creation of CTI.

CONDITION:

1 TECHNICAL APPROVAL IS HERE BY ACCORDED FOR ___ <<REs/Comm/others>> Building ____ << floors>> in of plot nos. __ Sy. No: __ situated at in ____ Village & ___ Mandal, ___ District in proceeding letter subject to conditions mentioned on Approved Plan Vide No.___ Dt: ___.
2 All the conditions imposed in Lr. No. ________ Dt: ___ are to be strictly followed.
3 The applicant shall construct the Building as per Sanctioned Plan if any deviations made in setbacks, the 10.00 % mortgaged Built Up Area forfeited, the technical approved building plans will be withdrawn and cancelled without notice and action will be taken as per law.
4 The Cellar/Stilt floor shall be used for parking purpose only and should not be used for any other purposes as per the G.O.Ms.No. 168 MA Dt: 07-04-2012 and its ammendments.
5 The Builder/Developer should construct sump, septic tank and underground drainage as per ISI standards. In addition to the drainage system available.
6 That the applicant shall comply the conditions laid down in the G.O.Ms.No. 168 MA Dt: 07-04-2012 and its Amended Government Orders.
7 This permission does not bar any public agency including HMDA/Local Body to acquire the lands for public purpose as per Law.
8 The Builder/Developer/Owner shall be responsible and ensure that the fire safety, structural stability requirements of the proposed complex are in accordance with the A.P Fire Services Act — 1999.
9 Automatic Sprinkler system is to be provided if the basement area exceeds 200 Sq. Mtrs Electrical wiring and installation shall be certified by the electrical engineers to Ensure electrical fire safety.
10 Transformers shall be provided with 4 hours Rating fire resistant constructions as per Rule 15 (e) of A.P Apartments (Promotion of constructions and ownership) rules, 1987.
11 If any litigations/discrepancy arises in future regarding ownership documents, the applicant is whole responsible and not made party to HMDA or its employees and plans deemed to be withdrawn and cancelled.
12 The HMWS and SB and T.S. Transco not to provide the permanent connection till to produce the occupancy certificate from the Sanctioning Authority.
13 If in case above said conditions are not adhered HMDA/Local Authority can withdraw the said permission.
14 If any cases are pending in court of law with regard to the site U/R and have adverse orders, the permission granted shall be deemed to be withdrawn and cancelled.
15 The applicant/ developer is the whole responsible if any loss of human life or any damage occurs while constructing the building and after construction of building and have no rights to claim to HMDA and its employees shall not be held as a party to any such dispute/ litigations.
16 The HMDA reserve the right to cancel the permission, if it is found that the permission is obtained by false statement or misinterpretation or suppression of any material facts or rule.

OFFICER DETAILS	
OFFICER NAME :	
DESIGNATION :	
DATE AND TIME :	
APPROVAL NO:	SEAL OF APPROVAL
DATE OF APPROVAL :	
OWNER'S SIGNATURE	ARCHITECT'S SIGNATURE
BUILDER'S SIGNATURE	STRUCTURAL ENGINEER'S SIGNATURE

Note: All dimensions are in meters.

Project Title :REVISED PLAN FOR PROPOSED CONSTRUCTION OF RESIDENTIAL FLATS WITHADDITIONAL (2 FLOORS TDR) IN BLOCK NO'S. 4A, 4B, 4C, 5, 6, 8A, 8B, 8C, 8D, 9A, 9B, 10A & 10B AND INSURVEY NO'S. 341 AND 342 PART 334, 335. SITUATED AT MADHAVAPURI TOWN SHIP, NORTHAVENUE, AMEENPUR (VILLAGE & MANDAL), SANGAREDDY (DIST).BELONGS TO1. JANAPRIYA TOWNSHIPS PVT.LTD., REP.BY ITS CHAIRMAN & MANAGING DIRECTOR SRI.K.RAVINDERREDDYS/O LATE K.PURUSHOTHAM REDDY.2. KMR ESTATES & BUILDERS (P) LTD. & 2 OTHERSREPRESENTED BY ITS GPA HOLDER JANAPRIYA TOWNSHIPS PVT.LTD., REP.BY ITS CHAIRMAN &MANAGING DIRECTOR SRI.K.RAVINDER REDDY S/O LATE K.PURUSHOTHAM REDDY.

FILE DETAILS	
LTP NAME : nithinkumar reddy	
LTP LICENCE NO : 333	DATE : 09-10-2024
FILE NO : TS/053539/2024	SHEET NO.: 4 / 24
SHEET NAME : Building Plan Details	

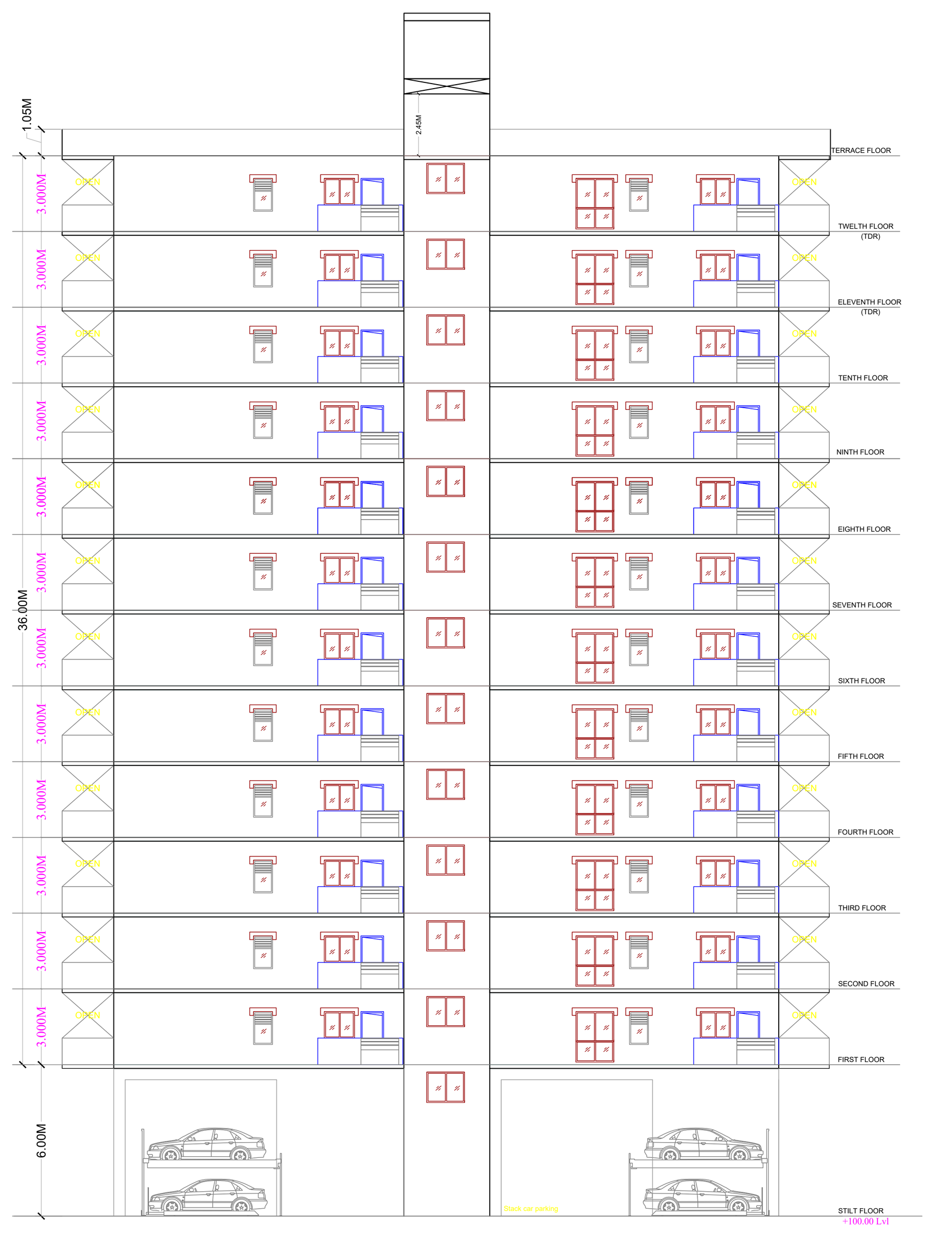

SOUTH SIDE ELEVATION
BLOCKS-4C

Elevation1

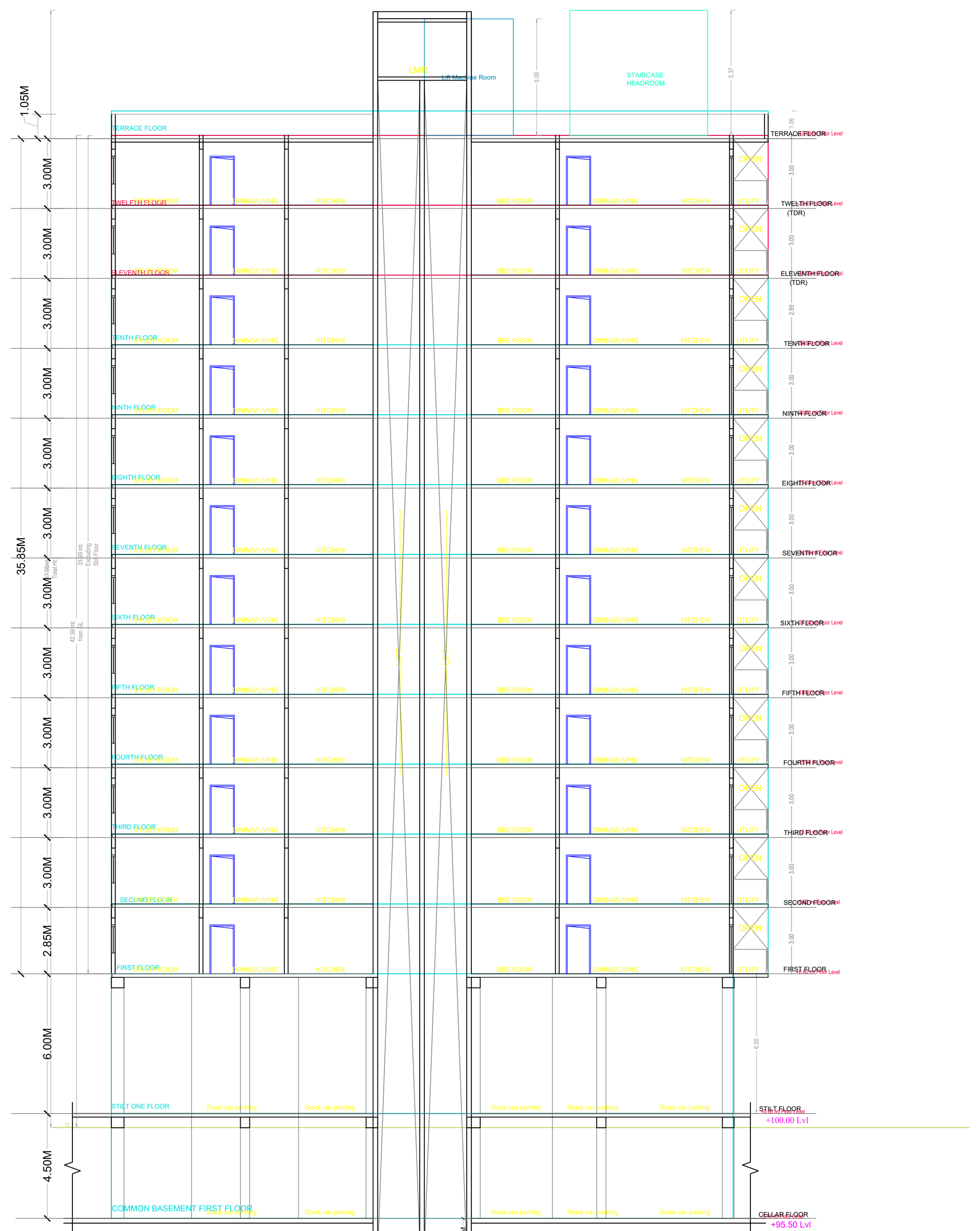

SECTION AT 'YY'
BLOCKS-4C

SECTION

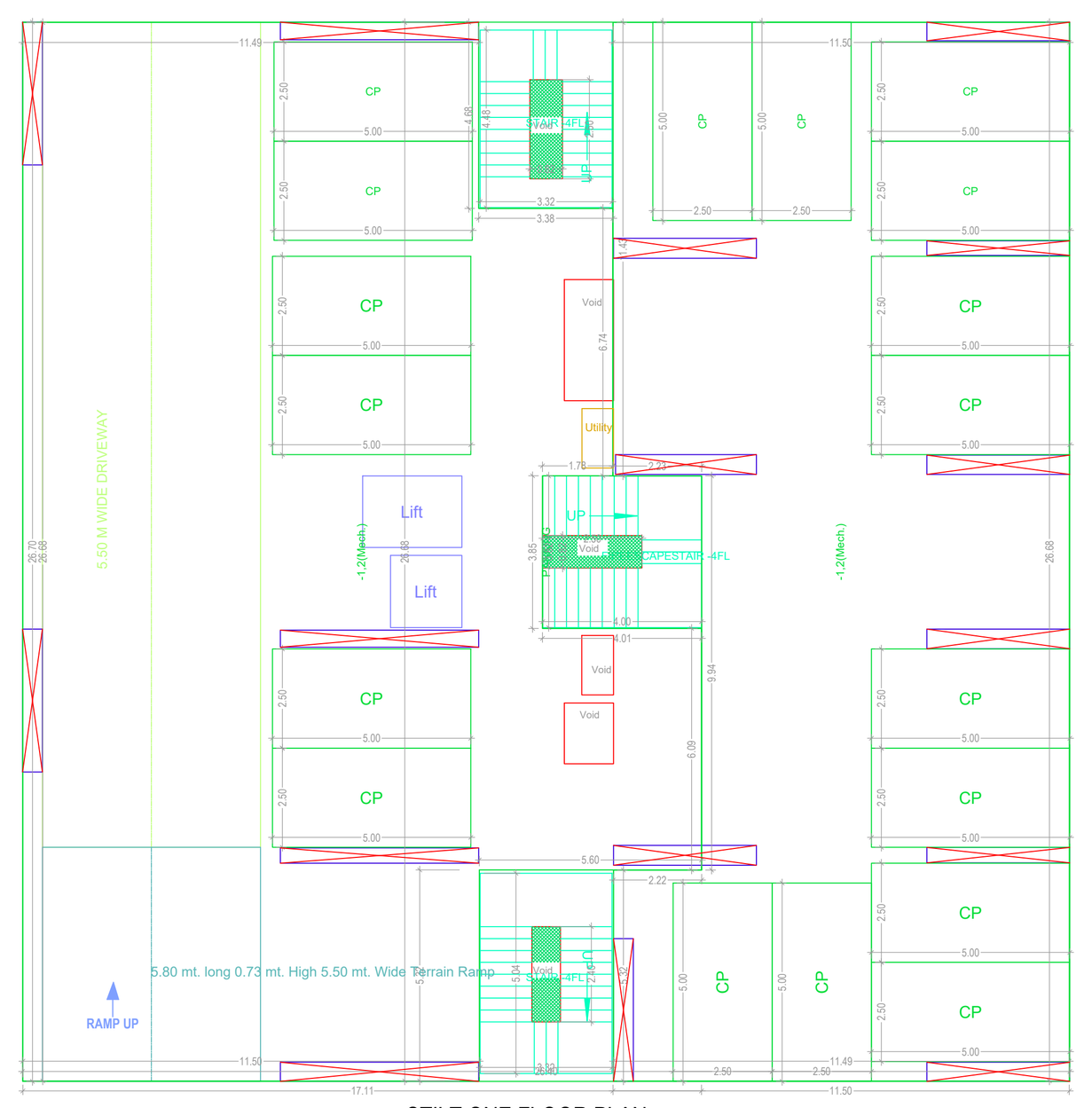

STILT ONE FLOOR PLAN
(SCALE 1:100)

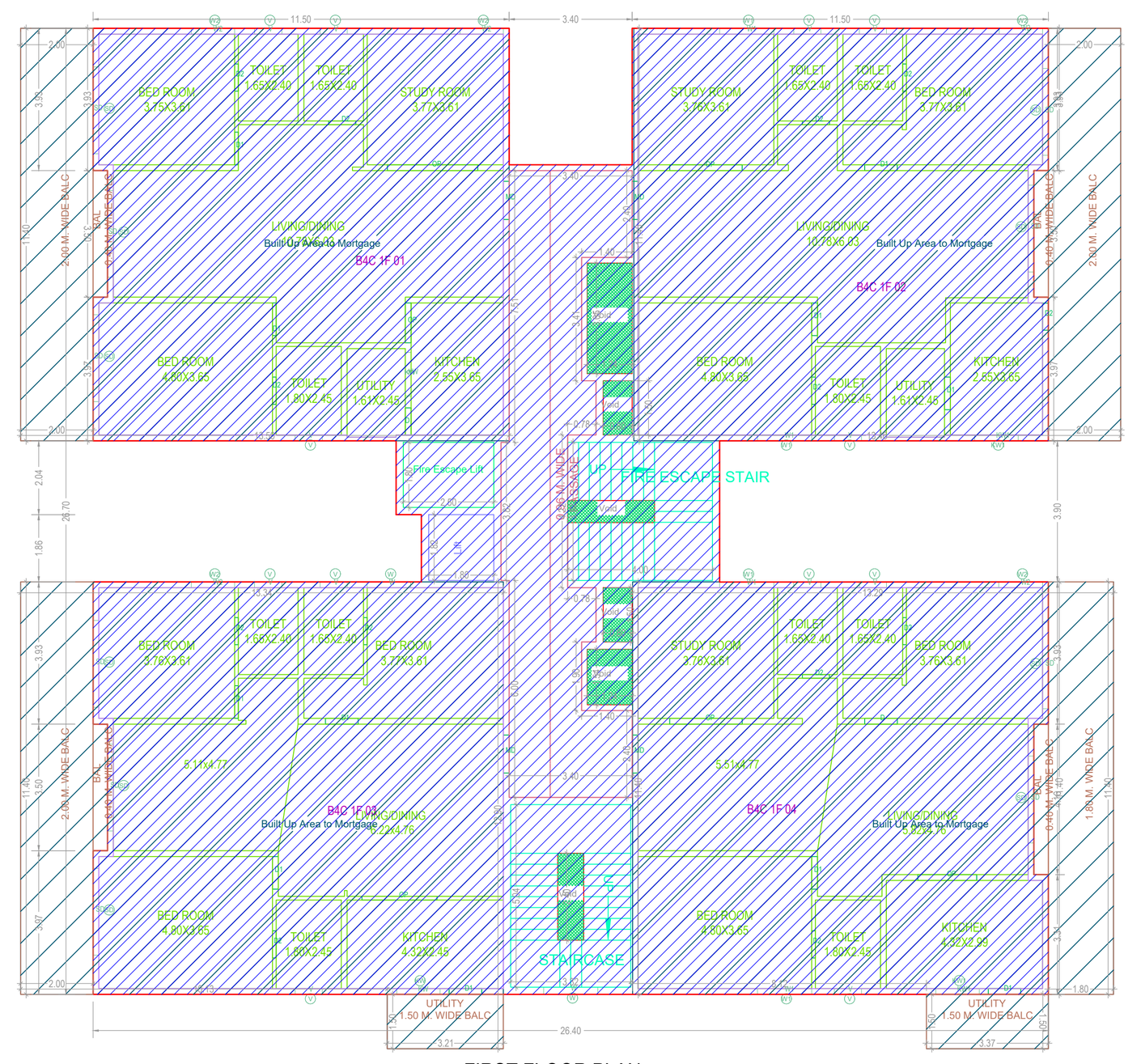

FIRST FLOOR PLAN
(Existing)
(SCALE 1:100)

SECOND FLOOR PLAN
(Existing)
(SCALE 1:100)

TYPICAL - 3, 4, 5, 6, 7, 8, 9& 10 FLOOR PLAN
(Existing)
(SCALE 1:100)

TYPICAL - 11& 12 FLOOR PLAN
(Proposed)
(SCALE 1:100)

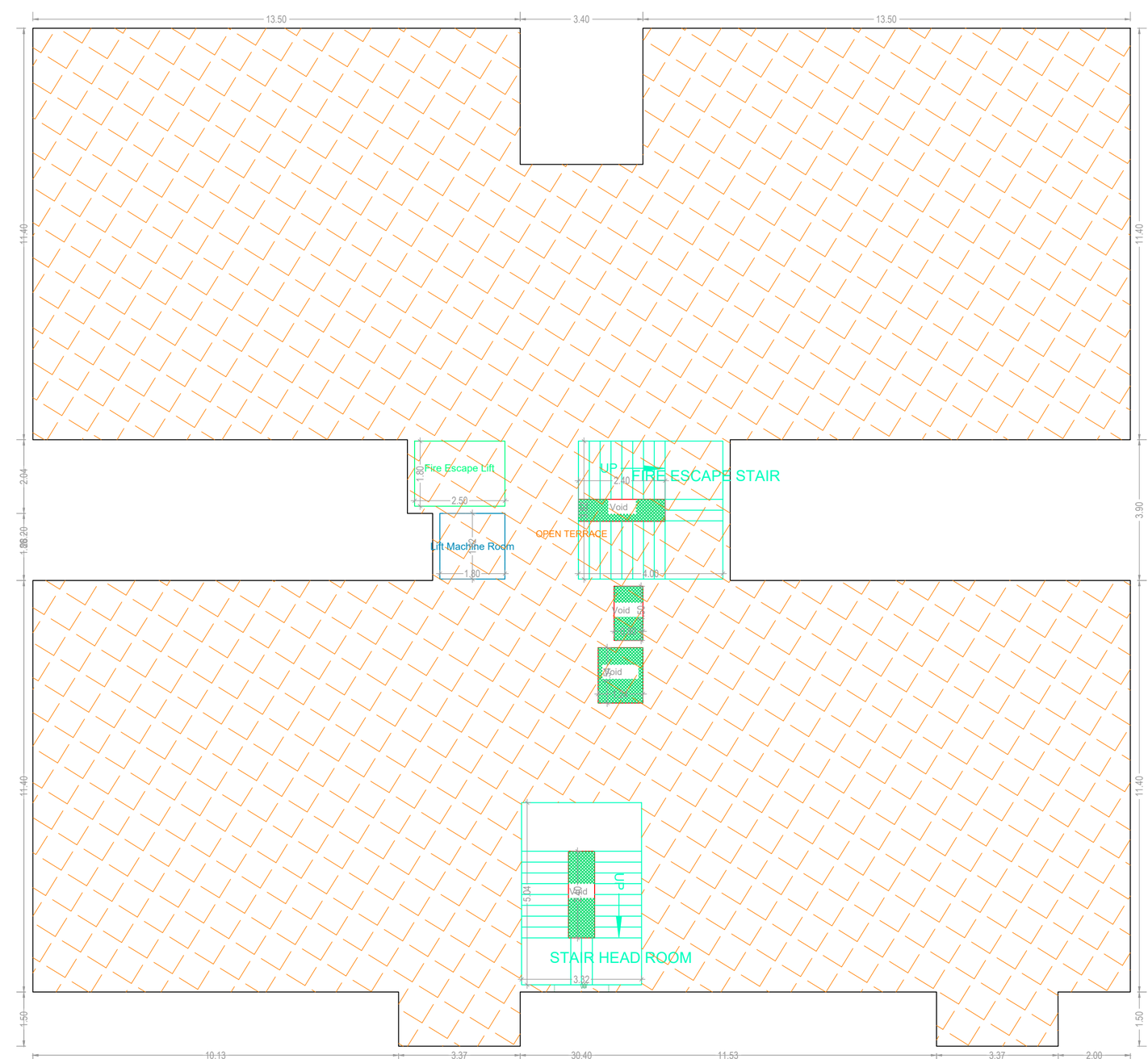

TERRACE FLOOR PLAN
(SCALE 1:100)

BUILDING :BUILDING (BLOCK 4C)

FLOOR NAME	TOTAL BUA	EXIST. BUA	PROP. BUA	DEDUCTIONS VOID	EXIST. NET BUA	NET BUA RESI.	TNMTS.	PARKING AREA	NO OF STACK	STACK AREA	NET PARKING
STILT ONE FLOOR	704.87	0.00	704.87	5.83	0.00	0.00	00	699.04	2	654.47	1353.51
FIRST FLOOR	616.79	616.79	0.00	11.28	605.51	0.00	04	0.00	0	0	0.00
SECOND FLOOR	640.97	640.97	0.00	11.28	629.69	0.00	04	0.00	0	0	0.00
THIRD FLOOR	721.44	721.44	0.00	11.28	710.16	0.00	04	0.00	0	0	0.00
FOURTH FLOOR	721.44	721.44	0.00	11.28	710.16	0.00	04	0.00	0	0	0.00
FIFTH FLOOR	721.44	721.44	0.00	11.28	710.16	0.00	04	0.00	0	0	0.00
SIXTH FLOOR	721.44	721.44	0.00	11.28	710.16	0.00	04	0.00	0	0	0.00
SEVENTH FLOOR	721.44	721.44	0.00	11.28	710.16	0.00	04	0.00	0	0	0.00
EIGHTH FLOOR	721.44	721.44	0.00	11.28	710.16	0.00	04	0.00	0	0	0.00
NINTH FLOOR	721.44	721.44	0.00	11.28	710.16	0.00	04	0.00	0	0	0.00
TENTH FLOOR	721.44	721.44	0.00	11.28	710.16	0.00	04	0.00	0	0	0.00
ELEVENTH FLOOR	721.44	0.00	721.44	11.28	0.00	710.16	04	0.00	0	0	0.00
TWELFTH FLOOR	721.44	0.00	721.44	11.28	0.00	710.16	04	0.00	0	0	0.00
TERRACE FLOOR	0.00	0.00	0.00	0.00	0.00	0.00	00	0.00	0	0	0.00
TOTAL	9177.03	7029.28	2147.75	141.19	6916.48	1420.32	48	699.04		654.47	1353.51
TOTAL NO OF BLDG	1										
TOTAL	9177.03	7029.28	2147.75	141.19	6916.48	1420.32	48	699.04		654.47	1353.51

ISO_full_bleed_4A0_(1682.00_x_2378.00_MM)

SCHEDULE OF JOINERY

BUILDING NAME	NAME	L X H	NOS
BUILDING (BLOCK 4C)	D	0.75 X 2.10	12
BUILDING (BLOCK 4C)	D1	0.90 X 2.10	132
BUILDING (BLOCK 4C)	MD	1.05 X 2.10	48
BUILDING (BLOCK 4C)	OP	1.10 X 2.10	12
BUILDING (BLOCK 4C)	OP	1.62 X 2.10	12
BUILDING (BLOCK 4C)	OP	2.00 X 2.10	24
BUILDING (BLOCK 4C)	OP	2.07 X 2.10	12
BUILDING (BLOCK 4C)	OP	2.50 X 2.10	12

SCHEDULE OF JOINERY

BUILDING NAME	NAME	L X H	NOS
BUILDING (BLOCK 4C)	W2	0.00 X 1.20	12
BUILDING (BLOCK 4C)	V	0.75 X 1.20	144
BUILDING (BLOCK 4C)	KW	1.20 X 1.20	24
BUILDING (BLOCK 4C)	W2	1.21 X 1.20	12
BUILDING (BLOCK 4C)	W1	1.50 X 1.20	48
BUILDING (BLOCK 4C)	SD	2.40 X 1.20	111
BUILDING (BLOCK 4C)	SD	2.56 X 1.20	01
BUILDING (BLOCK 4C)	SD	2.86 X 3.00	08

Balcony Calculations Table

FLOOR NAME	SIZE	TOTAL AREA
SECOND FLOOR PLAN	2.00 X 11.40 X 1	24.17
	0.40 X 3.50 X 1	
TYPICAL - 3, 4, 5, 6, 7, 8, 9& 10 FLOOR PLAN	1.50 X 3.37 X 1 X 8	837.12
	1.50 X 3.21 X 1 X 8	
	0.40 X 3.50 X 3 X 8	
	2.00 X 11.40 X 3 X 8	
	1.80 X 11.40 X 1 X 8	
	0.40 X 4.16 X 1 X 8	
TYPICAL - 11& 12 FLOOR PLAN	1.50 X 3.37 X 1 X 2	209.28
	1.50 X 3.21 X 1 X 2	
	0.40 X 3.50 X 3 X 2	
	2.00 X 11.40 X 3 X 2	
	1.80 X 11.40 X 1 X 2	
	0.40 X 4.16 X 1 X 2	
Total	-	1070.57

ADDITIONAL FLOOR TABLE

Floor Name	Proposed Floor Area
TWELFTH FLOOR	721.44
ELEVENTH FLOOR	721.44

GENERAL CONDITIONS:

1.A dual piping system is a type of plumbing system where two separate sets of pipes are installed to distribute water in a building. One set of pipes carries potable or drinking water, while the other set of pipes carries non-potable or reclaimed water. The potable water pipes are connected to the main water supply and distribute water for drinking, cooking, and bathing. The non-potable or reclaimed water pipes carry water that has been treated and recycled from sources like rainwater, greywater from sinks and showers, or treated wastewater.
2.Parking places in buildings shall be provided with Electric Vehicle Charging Infrastructure as per Central Electricity Authority (CEA) Technical Requirements for Connection of Distributed Generation Sources, CEA Measures of Safety Regulations, 2010 and Ministry of Power Consolidated Guidelines and Standards for EV Charging Infrastructure, as amended from time to time".
3.For Constructions over 10,000 Sq.mt and above and in case of Group Housing Buildings where there are 100 units and above, the plumbing arrangement shall be made in a way that the potable water shall be used for drinking, cooking and bathing only and for rest of the uses, provision for dual piping system shall be made.
4.New building constructions shall have to properly demarcate sections within buildings and on rooftops for housing Broadband/digital connectivity infrastructure / antenna. These areas should have access to power supply for reliable, always on services. Further, Computer Telephony Integration (CTI) of a building shall include the common duct to access the common space used as telecomn room inside the building.
5.Occupancy Certificate to a building shall be granted only after ensuring that the CTI as per the prescribed standards is in place and an undertaking is given by the Architect or Engineer certifying that building has ensured common access to all digital infrastructure to all Service providers in accordance with plan of creation of CTI.

CONDITION:

1 TECHNICAL APPROVAL IS HERE BY ACCORDED FOR ___ <<REs/Comm/others>> Building ____ << floors>> in of plot nos. __ Sy. No: __ situated at in ____ Village & ___ Mandal, ___ District in proceeding letter subject to conditions mentioned on Approved Plan Vide No.___ Dt: ___.
2 All the conditions imposed in Lr. No. ________ Dt: ___ are to be strictly followed.
3 The applicant shall construct the Building as per Sanctioned Plan if any deviations made in setbacks, the 10.00 % mortgaged Built Up Area forfeited, the technical approved building plans will be withdrawn and cancelled without notice and action will be taken as per law.
4 The Cellar/Stilt floor shall be used for parking purpose only and should not be used for any other purposes as per the G.O.Ms.No. 168 MA Dt: 07-04-2012 and its ammendments.
5 The Builder/Developer should construct sump, septic tank and underground drainage as per ISI standards. In addition to the drainage system available.
6 That the applicant shall comply the conditions laid down in the G.O.Ms.No. 168 MA Dt: 07-04-2012 and its Amended Government Orders.
7 This permission does not bar any public agency including HMDA/Local Body to acquire the lands for public purpose as per Law.
8 The Builder/Developer/Owner shall be responsible and ensure that the fire safety, structural stability requirements of the proposed complex are in accordance with the A.P Fire Services Act — 1999.
9 Automatic Sprinkler system is to be provided if the basement area exceeds 200 Sq. Mtrs Electrical wiring and installation shall be certified by the electrical engineers to Ensure electrical fire safety.
10 Transformers shall be provided with 4 hours Rating fire resistant constructions as per Rule 15 (e) of A.P Apartments (Promotion of constructions and ownership) rules, 1987.
11 If any litigations/discrepancy arises in future regarding ownership documents, the applicant is whole responsible and not made party to HMDA or its employees and plans deemed to be withdrawn and cancelled.
12 The HMWS and SB and T.S. Transco not to provide the permanent connection till to produce the occupancy certificate from the Sanctioning Authority.
13 If in case above said conditions are not adhered HMDA/Local Authority can withdraw the said permission.
14 If any cases are pending in court of law with regard to the site U/R and have adverse orders, the permission granted shall be deemed to be withdrawn and cancelled.
15 The applicant/ developer is the whole responsible if any loss of human life or any damage occurs while constructing the building and after construction of building and have no rights to claim to HMDA and its employees shall not be held as a party to any such dispute/ litigations.
16 The HMDA reserve the right to cancel the permission, if it is found that the permission is obtained by false statement or misinterpretation or suppression of any material facts or rule.

OFFICER DETAILS	
OFFICER NAME :	
DESIGNATION :	
DATE AND TIME :	
APPROVAL NO:	SEAL OF APPROVAL
DATE OF APPROVAL :	
OWNER'S SIGNATURE	ARCHITECT'S SIGNATURE
BUILDER'S SIGNATURE	STRUCTURAL ENGINEER'S SIGNATURE

Note: All dimensions are in meters.

Project Title :REVISED PLAN FOR PROPOSED CONSTRUCTION OF RESIDENTIAL FLATS WITHADDITIONAL (2 FLOORS TDR) IN BLOCK NO'S. 4A, 4B, 4C, 5, 6, 8A, 8B, 8C, 8D, 9A, 9B, 10A & 10B AND INSURVEY NO'S. 341 AND 342 PART 334, 335. SITUATED AT MADHAVAPURI TOWN SHIP, NORTHAVENUE, AMEENPUR (VILLAGE & MANDAL), SANGAREDDY (DIST).BELONGS TO1. JANAPRIYA TOWNSHIPS PVT.LTD., REP.BY ITS CHAIRMAN & MANAGING DIRECTOR SRI.K.RAVINDERREDDYS/O LATE K.PURUSHOTHAM REDDY.2. KMR ESTATES & BUILDERS (P) LTD. & 2 OTHERSREPRESENTED BY ITS GPA HOLDER JANAPRIYA TOWNSHIPS PVT.LTD., REP.BY ITS CHAIRMAN &MANAGING DIRECTOR SRI.K.RAVINDER REDDY S/O LATE K.PURUSHOTHAM REDDY.

FILE DETAILS	
LTP NAME : nithinkumar reddy	
LTP LICENCE NO : 333	DATE : 09-10-2024
FILE NO : TS/053539/2024	SHEET NO.: 5 / 24
SHEET NAME : Building Plan Details	

EAST FACE
ELEVATION-BLOCK-6
10TH AND 11TH FLOOR (TDR)

SECTION-S1- BLOCK-6 10TH AND 11TH FLOOR (TDR)

SECTION

SCHEDULE OF JOINERY

BUILDING NAME	NAME	L X H	NOS
BUILDING (BLOCK 6)	OP	0.10 X 2.10	11
BUILDING (BLOCK 6)	SD	0.40 X 2.10	01
BUILDING (BLOCK 6)	D2	0.59 X 2.10	02
BUILDING (BLOCK 6)	D3	0.60 X 2.10	02
BUILDING (BLOCK 6)	D3	0.75 X 2.10	846
BUILDING (BLOCK 6)	D2	0.77 X 2.10	02
BUILDING (BLOCK 6)	D3	0.78 X 2.10	12
BUILDING (BLOCK 6)	D3	0.80 X 2.10	24
BUILDING (BLOCK 6)	OP	0.82 X 2.10	02
BUILDING (BLOCK 6)	D	0.84 X 2.10	07
BUILDING (BLOCK 6)	D2	0.85 X 2.10	10
BUILDING (BLOCK 6)	D3	0.88 X 2.10	02
BUILDING (BLOCK 6)	D2	0.90 X 2.10	1012
BUILDING (BLOCK 6)	OP	0.93 X 2.10	12
BUILDING (BLOCK 6)	D3	0.95 X 2.10	02
BUILDING (BLOCK 6)	OP	0.96 X 2.10	24
BUILDING (BLOCK 6)	OP	1.00 X 2.10	02
BUILDING (BLOCK 6)	OP	1.01 X 2.10	02
BUILDING (BLOCK 6)	OP	1.02 X 2.10	24
BUILDING (BLOCK 6)	OP	1.08 X 2.10	24
BUILDING (BLOCK 6)	D1	1.10 X 2.10	276
BUILDING (BLOCK 6)	OP	1.12 X 2.10	12
BUILDING (BLOCK 6)	OP	1.16 X 2.10	10
BUILDING (BLOCK 6)	D1	1.17 X 2.10	12
BUILDING (BLOCK 6)	D1	1.20 X 2.10	36
BUILDING (BLOCK 6)	OP	1.22 X 2.10	10
BUILDING (BLOCK 6)	OP	1.33 X 2.10	24
BUILDING (BLOCK 6)	OP	1.37 X 2.10	14
BUILDING (BLOCK 6)	OP	1.48 X 2.10	10
BUILDING (BLOCK 6)	D2	1.62 X 2.10	12
BUILDING (BLOCK 6)	OP	1.74 X 2.10	12
BUILDING (BLOCK 6)	OP	1.79 X 2.10	24
BUILDING (BLOCK 6)	OP	1.82 X 2.10	10
BUILDING (BLOCK 6)	OP	1.89 X 2.10	12
BUILDING (BLOCK 6)	OP	1.93 X 2.10	12
BUILDING (BLOCK 6)	OP	1.96 X 2.10	12
BUILDING (BLOCK 6)	OP	2.00 X 2.10	48
BUILDING (BLOCK 6)	OP	2.92 X 2.10	12
BUILDING (BLOCK 6)	SD	3.16 X 2.10	01
BUILDING (BLOCK 6)	SD	3.21 X 2.10	10

SCHEDULE OF JOINERY

BUILDING NAME	NAME	L X H	NOS
BUILDING (BLOCK 6)	W4	0.00 X 1.20	12
BUILDING (BLOCK 6)	V1	0.54 X 1.20	12
BUILDING (BLOCK 6)	V1	0.59 X 1.20	12
BUILDING (BLOCK 6)	V1	0.60 X 1.20	768
BUILDING (BLOCK 6)	KW1	0.61 X 1.20	12
BUILDING (BLOCK 6)	V	0.64 X 1.20	07
BUILDING (BLOCK 6)	W	0.65 X 1.20	10
BUILDING (BLOCK 6)	V1	0.66 X 1.20	12
BUILDING (BLOCK 6)	V1	0.68 X 1.20	12
BUILDING (BLOCK 6)	V	0.69 X 1.20	01
BUILDING (BLOCK 6)	V1	0.74 X 1.20	12
BUILDING (BLOCK 6)	CW1	0.75 X 1.20	12
BUILDING (BLOCK 6)	KW1	0.76 X 1.20	12
BUILDING (BLOCK 6)	V	0.77 X 1.20	01
BUILDING (BLOCK 6)	KW1	0.84 X 1.20	02
BUILDING (BLOCK 6)	W3	0.90 X 1.20	204
BUILDING (BLOCK 6)	W	0.94 X 1.20	12
BUILDING (BLOCK 6)	W3	0.97 X 1.20	32
BUILDING (BLOCK 6)	w	0.98 X 3.00	04
BUILDING (BLOCK 6)	W	1.00 X 3.00	02
BUILDING (BLOCK 6)	KCW	1.04 X 1.20	10
BUILDING (BLOCK 6)	KCW	1.05 X 1.20	02
BUILDING (BLOCK 6)	w	1.11 X 3.00	02
BUILDING (BLOCK 6)	KW1	1.12 X 1.20	04
BUILDING (BLOCK 6)	KW1	1.13 X 1.20	02
BUILDING (BLOCK 6)	W2	1.14 X 1.20	10
BUILDING (BLOCK 6)	w	1.15 X 3.00	02
BUILDING (BLOCK 6)	W2	1.17 X 1.20	36
BUILDING (BLOCK 6)	w	1.17 X 3.00	02
BUILDING (BLOCK 6)	w	1.18 X 3.00	04
BUILDING (BLOCK 6)	W2	1.19 X 1.20	12
BUILDING (BLOCK 6)	W2	1.20 X 1.20	274
BUILDING (BLOCK 6)	w	1.20 X 3.00	02
BUILDING (BLOCK 6)	KCW	1.23 X 1.20	10
BUILDING (BLOCK 6)	KW1	1.29 X 1.20	02
BUILDING (BLOCK 6)	KW1	1.30 X 1.20	04
BUILDING (BLOCK 6)	W	1.31 X 1.20	01
BUILDING (BLOCK 6)	KW1	1.33 X 1.20	02
BUILDING (BLOCK 6)	KW1	1.36 X 1.20	02
BUILDING (BLOCK 6)	KW1	1.37 X 1.20	02
BUILDING (BLOCK 6)	w	1.38 X 3.00	02
BUILDING (BLOCK 6)	W1	1.47 X 1.20	28
BUILDING (BLOCK 6)	KW1	1.49 X 1.20	02
BUILDING (BLOCK 6)	W1	1.50 X 1.20	384
BUILDING (BLOCK 6)	SD	1.57 X 3.00	02
BUILDING (BLOCK 6)	KW2	1.60 X 1.20	02
BUILDING (BLOCK 6)	w	1.70 X 3.00	02
BUILDING (BLOCK 6)	W1	2.00 X 1.20	24
BUILDING (BLOCK 6)	w	2.13 X 3.00	02
BUILDING (BLOCK 6)	SD	2.20 X 3.00	02
BUILDING (BLOCK 6)	KW1	2.21 X 1.20	02
BUILDING (BLOCK 6)	W	2.24 X 1.20	12
BUILDING (BLOCK 6)	w	2.27 X 3.00	02
BUILDING (BLOCK 6)	SD	2.34 X 3.00	02
BUILDING (BLOCK 6)	SD	2.40 X 1.20	139
BUILDING (BLOCK 6)	SD	2.41 X 1.20	12
BUILDING (BLOCK 6)	SD	2.57 X 3.00	02
BUILDING (BLOCK 6)	SD	2.66 X 3.00	04
BUILDING (BLOCK 6)	SD	2.71 X 3.00	02
BUILDING (BLOCK 6)	w	2.84 X 3.00	02
BUILDING (BLOCK 6)	SD	2.86 X 3.00	04
BUILDING (BLOCK 6)	SD	2.95 X 3.00	02
BUILDING (BLOCK 6)	SD	3.16 X 1.20	01
BUILDING (BLOCK 6)	SD	3.21 X 1.20	10

Balcony Calculations Table

FLOOR NAME	SIZE	TOTAL AREA
SECOND FLOOR PLAN	2.00 X 3.39 X 3	236.82
	1.20 X 1.90 X 6	
	1.70 X 3.00 X 6	
	1.50 X 2.80 X 1	
	1.50 X 3.42 X 3	
	1.50 X 2.50 X 5	
	1.20 X 2.50 X 1	
	1.50 X 3.48 X 1	
	1.50 X 3.40 X 1	
	1.50 X 3.47 X 1	
	1.20 X 3.31 X 2	
	2.00 X 10.37 X 1	
	1.20 X 3.51 X 1	
	1.50 X 3.46 X 1	
	1.49 X 3.40 X 1	
	1.50 X 3.36 X 7	
	1.70 X 3.40 X 2	
	1.20 X 1.88 X 1	
	1.20 X 2.40 X 1	
	1.20 X 1.87 X 1	
	1.50 X 3.31 X 1	
	1.20 X 2.46 X 1	
	1.20 X 3.52 X 1	
	1.28 X 3.47 X 1	
	1.28 X 3.51 X 1	
	1.20 X 2.65 X 1	
FIRST FLOOR PLAN	1.50 X 3.04 X 6	44.32
	1.50 X 3.07 X 1	
	1.50 X 3.10 X 1	
	1.38 X 3.01 X 1	
	1.50 X 2.50 X 1	
GROUND FLOOR PLAN	1.68 X 4.94 X 1	7.90
TYPICAL - 10& 11 FLOOR PLAN	2.00 X 10.37 X 1 X 2	565.34
	2.00 X 3.39 X 3 X 2	
	1.20 X 1.90 X 6 X 2	
	1.70 X 3.00 X 6 X 2	
	1.50 X 2.80 X 1 X 2	
	1.50 X 3.42 X 3 X 2	
	1.50 X 2.50 X 9 X 2	
	1.50 X 3.05 X 3 X 2	
	1.20 X 2.50 X 1 X 2	
	1.50 X 3.48 X 1 X 2	
	1.50 X 3.40 X 1 X 2	
	1.50 X 3.47 X 1 X 2	
	1.20 X 3.31 X 2 X 2	
	1.20 X 3.51 X 1 X 2	
	1.50 X 3.46 X 1 X 2	
	1.49 X 3.40 X 1 X 2	
	1.50 X 3.36 X 7 X 2	
	1.70 X 3.40 X 2 X 2	
	1.20 X 1.88 X 1 X 2	
	1.20 X 2.40 X 1 X 2	
	1.38 X 3.01 X 1 X 2	
	1.68 X 4.94 X 1 X 2	
	1.50 X 3.51 X 1 X 2	
	1.20 X 1.87 X 1 X 2	
	1.50 X 3.31 X 1 X 2	
	1.20 X 2.46 X 1 X 2	
	1.20 X 3.52 X 1 X 2	
	1.28 X 3.47 X 1 X 2	
	1.28 X 3.51 X 1 X 2	
	1.20 X 2.65 X 1 X 2	
TYPICAL - 3- 9 FLOOR PLAN	2.00 X 3.39 X 3 X 7	1978.55
	1.20 X 1.90 X 6 X 7	
	1.70 X 3.00 X 6 X 7	
	1.50 X 2.80 X 1 X 7	
	1.50 X 3.42 X 3 X 7	
	1.50 X 2.50 X 9 X 7	
	1.50 X 3.05 X 3 X 7	
	1.20 X 2.50 X 1 X 7	
	1.50 X 3.48 X 1 X 7	
	1.50 X 3.40 X 1 X 7	
	1.50 X 3.47 X 1 X 7	
	1.20 X 3.31 X 2 X 7	
	2.00 X 10.37 X 1 X 7	
	1.20 X 3.51 X 1 X 7	
	1.50 X 3.46 X 1 X 7	
	1.49 X 3.40 X 1 X 7	
	1.50 X 3.36 X 7 X 7	
	1.70 X 3.40 X 2 X 7	
	1.20 X 1.88 X 1 X 7	
	1.20 X 2.40 X 1 X 7	
	1.38 X 3.01 X 1 X 7	
	1.68 X 4.94 X 1 X 7	
	1.50 X 3.51 X 1 X 7	
	1.20 X 1.87 X 1 X 7	
	1.50 X 3.31 X 1 X 7	
	1.20 X 2.46 X 1 X 7	
	1.20 X 3.52 X 1 X 7	
	1.28 X 3.47 X 1 X 7	
	1.28 X 3.51 X 1 X 7	
	1.20 X 2.65 X 1 X 7	
Total	-	2832.93

ISO_full_bleed_4A0_(1682.00_x_2378.00_MM)

BUILDING :BUILDING (BLOCK 6)

FLOOR NAME	TOTAL BUA	EXIST. BUA	PROP. BUA	DEDUCTIONS		EXIST. NET BUA	NET BUA	TNMTS.	PARKING AREA	NO OF STACK	STACK AREA	NET PARKING
				VOID	ACCES.		RESI.					
BASEMENT SECOND FLOOR	6336.60	0.00	6336.60	182.84	47.86	0.00	0.00	00	6057.29	2	500	6557.29
BASEMENT FIRST FLOOR	7266.78	0.00	7266.78	182.91	193.86	0.00	0.00	00	5911.15	2	450	6361.15
GROUND FLOOR	3787.25	3787.24	0.00	561.02	0.00	3226.23	0.00	28	0.00	0	0	0.00
FIRST FLOOR	3823.63	3823.63	0.00	561.02	0.00	3262.61	0.00	28	0.00	0	0	0.00
SECOND FLOOR	4058.75	4055.79	0.00	561.02	2.96	3494.77	0.00	28	0.00	0	0	0.00
THIRD FLOOR	4104.58	4101.62	0.00	561.02	2.96	3540.60	0.00	28	0.00	0	0	0.00
FOURTH FLOOR	4104.58	4101.62	0.00	561.02	2.96	3540.60	0.00	28	0.00	0	0	0.00
FIFTH FLOOR	4104.58	4101.62	0.00	561.02	2.96	3540.60	0.00	28	0.00	0	0	0.00
SIXTH FLOOR	4104.58	4101.62	0.00	561.02	2.96	3540.60	0.00	28	0.00	0	0	0.00
SEVENTH FLOOR	4104.58	4101.62	0.00	561.02	2.96	3540.60	0.00	28	0.00	0	0	0.00
EIGHTH FLOOR	4104.58	4101.62	0.00	561.02	2.96	3540.60	0.00	28	0.00	0	0	0.00
NINTH FLOOR	4104.58	4101.62	0.00	561.02	2.96	3540.60	0.00	28	0.00	0	0	0.00
TENTH FLOOR	4104.60	0.00	4101.63	560.12	2.96	0.00	3541.52	28	0.00	0	0	0.00
ELEVENTH FLOOR	4104.60	0.00	4101.63	560.12	2.96	0.00	3541.52	28	0.00	0	0	0.00
TERRACE FLOOR	0.00	0.00	0.00	0.00	0.00	0.00	0.00	00	0.00	0	0	0.00
TOTAL	62214.27	40378.00	21806.64	7096.19	271.32	34767.81	7083.04	336	11968.44		950.00	12918.44
TOTAL NO OF BLDG	1											
TOTAL	62214.27	40378.00	21806.64	7096.19	271.32	34767.81	7083.04	336	11968.44		950.00	12918.44

ADDITIONAL FLOOR TABLE

Floor Name	Proposed Floor Area
ELEVENTH FLOOR	4101.63
TENTH FLOOR	4101.63

GENERAL CONDITIONS:

1.A dual piping system is a type of plumbing system where two separate sets of pipes are installed to distribute water in a building. One set of pipes carries potable or drinking water, while the other set of pipes carries non-potable or reclaimed water. The potable water pipes are connected to the main water supply and distribute water for drinking, cooking, and bathing. The non-potable or reclaimed water pipes carry water that has been treated and recycled from sources like rainwater, greywater from sinks and showers, or treated wastewater.
2.Parking places in buildings shall be provided with Electric Vehicle Charging Infrastructure as per Central Electricity Authority (CEA) Technical Requirements for Connection of Distributed Generation Sources, CEA Measures of Safety Regulations, 2010 and Ministry of Power Consolidated Guidelines and Standards for EV Charging Infrastructure, as amended from time to time".
3.For Constructions over 10,000 Sq.mt and above and in case of Group Housing Buildings where there are 100 units and above, the plumbing arrangement shall be made in a way that the potable water shall be used for drinking, cooking and bathing only and for rest of the uses, provision for dual piping system shall be made.
4.New building constructions shall have to properly demarcate sections within buildings and on rooftops for housing Broadband/digital connectivity infrastructure / antenna. These areas should have access to power supply for reliable, always on services. Further, Computer Telephony Integration (CTI) of a building shall include the common duct to access the common space used as telecomn room inside the building.
5.Occupancy Certificate to a building shall be granted only after ensuring that the CTI as per the prescribed standards is in place and an undertaking is given by the Architect or Engineer certifying that building has ensured common access to all digital infrastructure to all Service providers in accordance with plan of creation of CTI.

CONDITION:

1 TECHNICAL APPROVAL IS HERE BY ACCORDED FOR ___ <<REs/Comm/others>> Building ____ << floors>> in of plot nos. __ Sy. No: __ situated at in ____ Village & ___ Mandal, ___ District in proceeding letter subject to conditions mentioned on Approved Plan Vide No.___ Dt: ___.
2 All the conditions imposed in Lr. No. ________ Dt: ___ are to be strictly followed.
3 The applicant shall construct the Building as per Sanctioned Plan if any deviations made in setbacks, the 10.00 % mortgaged Built Up Area forfeited, the technical approved building plans will be withdrawn and cancelled without notice and action will be taken as per law.
4 The Cellar/Stilt floor shall be used for parking purpose only and should not be used for any other purposes as per the G.O.Ms.No. 168 MA Dt: 07-04-2012 and its ammendments.
5 The Builder/Developer should construct sump, septic tank and underground drainage as per ISI standards. In addition to the drainage system available.
6 That the applicant shall comply the conditions laid down in the G.O.Ms.No. 168 MA Dt: 07-04-2012 and its Amended Government Orders.
7 This permission does not bar any public agency including HMDA/Local Body to acquire the lands for public purpose as per Law.
8 The Builder/Developer/Owner shall be responsible and ensure that the fire safety, structural stability requirements of the proposed complex are in accordance with the A.P Fire Services Act — 1999.
9 Automatic Sprinkler system is to be provided if the basement area exceeds 200 Sq. Mtrs Electrical wiring and installation shall be certified by the electrical engineers to Ensure electrical fire safety.
10 Transformers shall be provided with 4 hours Rating fire resistant constructions as per Rule 15 (e) of A.P Apartments (Promotion of constructions and ownership) rules, 1987.
11 If any litigations/discrepancy arises in future regarding ownership documents, the applicant is whole responsible and not made party to HMDA or its employees and plans deemed to be withdrawn and cancelled.
12 The HMWS and SB and T.S. Transco not to provide the permanent connection till to produce the occupancy certificate from the Sanctioning Authority.
13 If in case above said conditions are not adhered HMDA/Local Authority can withdraw the said permission.
14 If any cases are pending in court of law with regard to the site U/R and have adverse orders, the permission granted shall be deemed to be withdrawn and cancelled.
15 The applicant/ developer is the whole responsible if any loss of human life or any damage occurs while constructing the building and after construction of building and have no rights to claim to HMDA and its employees shall not be held as a party to any such dispute/ litigations.
16 The HMDA reserve the right to cancel the permission, if it is found that the permission is obtained by false statement or misinterpretation or suppression of any material facts or rule.

OFFICER DETAILS	
OFFICER NAME :	
DESIGNATION :	
DATE AND TIME :	
APPROVAL NO:	SEAL OF APPROVAL
DATE OF APPROVAL :	
OWNER'S SIGNATURE	ARCHITECT'S SIGNATURE
BUILDER'S SIGNATURE	STRUCTURAL ENGINEER'S SIGNATURE

Note: All dimensions are in meters.

Project Title :REVISED PLAN FOR PROPOSED CONSTRUCTION OF RESIDENTIAL FLATS WITHADDITIONAL (2 FLOORS TDR) IN BLOCK NO'S. 4A, 4B, 4C, 5, 6, 8A, 8B, 8C, 8D, 9A, 9B, 10A & 10B AND INSURVEY NO'S. 341 AND 342 PART 334, 335. SITUATED AT MADHAVAPURI TOWN SHIP, NORTHAVENUE, AMEENPUR (VILLAGE & MANDAL), SANGAREDDY (DIST).BELONGS TO1. JANAPRIYA TOWNSHIPS PVT.LTD., REP.BY ITS CHAIRMAN & MANAGING DIRECTOR SRI.K.RAVINDERREDDYS/O LATE K.PURUSHOTHAM REDDY.2. KMR ESTATES & BUILDERS (P) LTD. & 2 OTHERSREPRESENTED BY ITS GPA HOLDER JANAPRIYA TOWNSHIPS PVT.LTD., REP.BY ITS CHAIRMAN &MANAGING DIRECTOR SRI.K.RAVINDER REDDY S/O LATE K.PURUSHOTHAM REDDY.

FILE DETAILS			
LP NAME	Ultimahar netts		
LP LICENCE NO	320	DATE	08-10-2024
FILE NO	TS/05/BS/0024	SHEET NO.	6 OF 24
SHEET NAME	Building Plan Details		

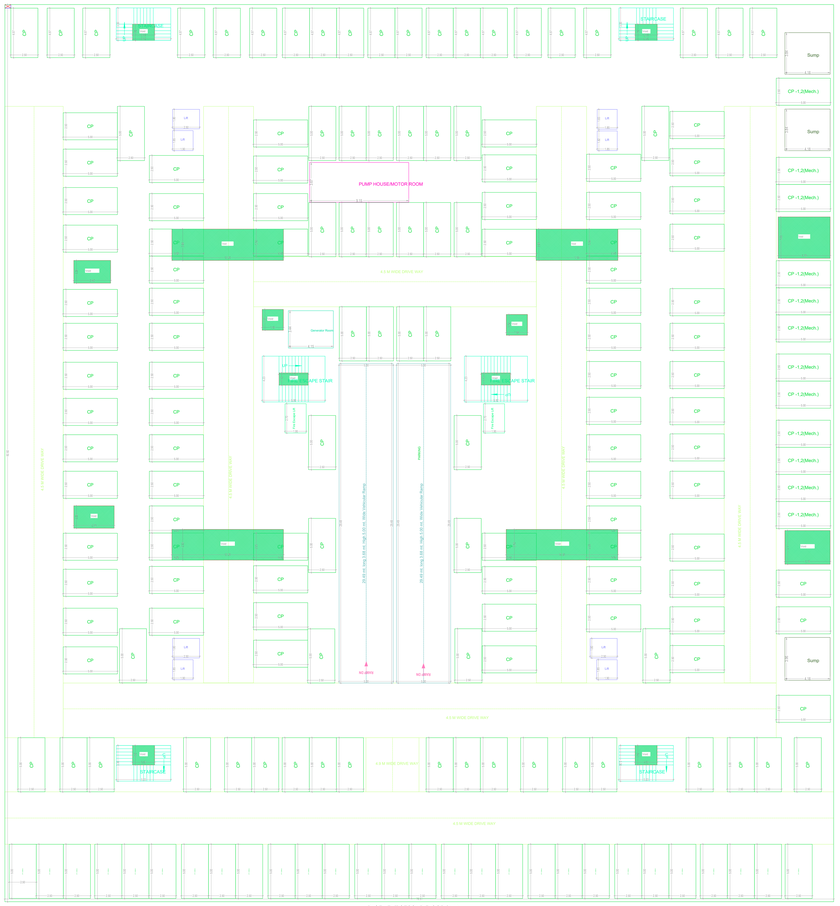

BASEMENT SECOND FLOOR PLAN
(SCALE 1:100)

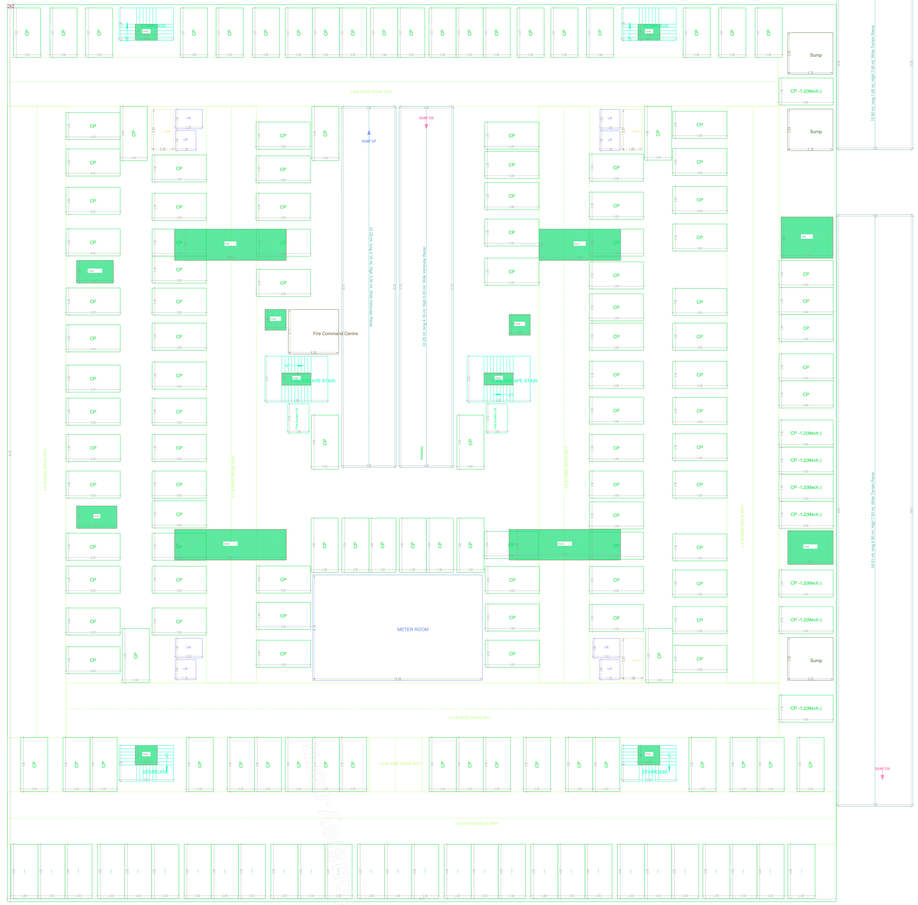

BASEMENT FIRST FLOOR PLAN
(SCALE 1:100)

GENERAL CONDITIONS:

1. Everything written in case of building system where the separate sets of pipes are installed in individual units in a building. One set of pipes serves potable or drinking water, while the other set of pipes serves non-potable or recycled water. The non-potable or recycled water system is intended for flushing toilets and urinals and for irrigation purposes. The potable water system provides water to all other areas inside the building. Separate meters are installed on each water supply line.
2. Water Supply, Sanitary & Plumbing Work shall be carried out as per the requirements of National Building Code of India 2016, Technical Requirements for Connection of Buildings to Sewerage System, Code of Practice for Sanitary and Water Supply in Buildings, Manual on Water Supply and Treatment, CPHEEO Publication, Government of India and the Hyderabad Water Board.
3. Minimum Clearance of 30 cm (horizontal and vertical) in case of Drain Pipe from Building Line shall be maintained above. Drain pipe shall be laid at least 1.0 m away from the potable water line and 0.5 m below the water line. Sewer line shall be laid at least 3.0 m away from the potable water line and 0.5 m below the water line.
4. Plumbing contractor shall be responsible for providing all the required sleeves and openings in the building for carrying the plumbing services. Contractor shall be responsible for the proper fixing of the sleeves and openings. Contractor shall be responsible for the repairs to the damaged portions of the building due to improper fixing of the sleeves or sections. Further, Contractor, Plastering Irregularity (if) of any kind shall be borne by the contractor and he is solely responsible for the same. Contractor shall be responsible for the same.
5. Occupancy Certificate is a certificate issued by the competent authority to the owner of a building to indicate that the building has been constructed in accordance with the approved building plan and that the premises is habitable. All rights of reproduction & all forms provided in consequence are part of Creation (C).

CONDITIONS:

1. This building APPROVAL BLOCKS BY ULTIMAHAR LLP ---- LLP(Ultimaharbuilders Building) ---- is Passed on the Conditions of Approval of the Layout ---- LP(Ultimaharbuilders Building) ---- Layout Approval Number is mentioned in Approval Plan Vide No:- ---- / ---- / ---- / ---- and on the date Mentioned.
2. The applicant shall construct the Building as per Sanctioned Plan only. Any deviations made in violation, the 16.37 G. Municipal Laws Act 2012 shall be liable for demolition. The Sanctioned Plan is issued subject to the conditions mentioned in and action will be taken as per law.
3. Provision of Fire Safety measures and firefighting equipment and electrical wiring and electrical equipment should be carried out as per the provisions of the G.O.Ms.No. 168 dated 25.07.2012 and as per Law.
4. Provision for Disabled Persons should be made as per the provisions of Architectural Drawings as per 3D standards. In addition to the drawings submit a separate
5. Provision for Rain Water Harvesting structure as per clause 4.5 the G.O.Ms.No. 168 Dtd.25.07.2012 and its Amendment Rules and Orders.
6. Provision of Solar Water Heating system as per the norms applicable in Building APPROVAL Rules. In case of the failure to install the Solar Water Heating system, the building shall not be allowed to be occupied.
7. The Builder/Developer/Owner shall be responsible and ensure that for the public, structural stability requirements of the building or structure, safeguards against Fire, Lightning, Earthquake, Flood, Storm, Tornado, Landslide, Avalanche, Mudslide, Ground Subsidence and Subsidence due to Underground Workings, Cyclone, Tidal, Electrical wiring and Electrical equipment, Lift, Escalator, Boilers, Air Conditioning Plant and Machinery.
8. Transformers shall be provided with a Fire proof Building like separate substation and as per Rule 15 (a) of Indian Electricity Rules and Amendments to Rules from time to time.
9. For Fire Hydrant/Sprinkler system if floor area/volume exceeds, the applicant or owner is solely responsible and should obtain NOC from the Fire Authorities and should be installed as per Law.
10. The MEDA and GHMC & Telecom are to provide the permanent connection of a vehicle for the occupancy purpose only after the completion.
11. Provision of Lift for Physically Handicapped persons should be made as per the norms and should be installed and in use and operational as per Law.
12. Provision of Garbage Chute and Garbage Room should be made as per the norms and should be installed and in use and operational as per Law.
13. Provision of Garbage Bins should be made as per the norms and should be placed at the site for the use of the occupants.
14. Provision of Rain Water Harvesting Structure should be made in lieu of Green Rs.5 or any damage caused while construction of the building or structure, the owner/builder/developer is liable to cover or MRW and to compensate with the same as per Law.
15. Provision of Sewage Treatment Plant should be made and the permission is obtained by State Pollution Control Board.
16. Commencement or completion of any material fact or Law.

OFFICER DETAILS	
OFFICER NAME	
DESIGNATION	
DATE AND TIME	
APPROVAL NO	SEAL OF APPROVAL
DATE OF APPROVAL	
OWNER'S SIGNATURE	ARCHITECT'S SIGNATURE
BUILDER'S SIGNATURE	STRUCTURAL ENGINEER'S SIGNATURE

Note: All dimensions are in meters.

Project Title :REVISED PLAN FOR PROPOSED CONSTRUCTION OF RESIDENTIAL FLATS WITHADDITIONAL (2 FLOORS TDR) IN BLOCK NO'S. 4A, 4B, 4C, 5, 6, 8A, 8B, 8C, 8D, 9A, 9B, 10A & 10B AND INSURVEY NO'S. 341 AND 342 PART 334, 335. SITUATED AT MADHAVAPURI TOWN SHIP, NORTHAVENUE, AMEENPUR (VILLAGE & MANDAL), SANGAREDDY (DIST).BELONGS TO1. JANAPRIYA TOWNSHIPS PVT.LTD., REP.BY ITS CHAIRMAN & MANAGING DIRECTOR SRI.K.RAVINDERREDDYS/O LATE K.PURUSHOTHAM REDDY.2. KMR ESTATES & BUILDERS (P) LTD. & 2 OTHERSREPRESENTED BY ITS GPA HOLDER JANAPRIYA TOWNSHIPS PVT.LTD., REP.BY ITS CHAIRMAN &MANAGING DIRECTOR SRI.K.RAVINDER REDDY S/O LATE K.PURUSHOTHAM REDDY.

FILE DETAILS	
LTP NAME : nithinkumar reddy	
LTP LICENCE NO : 333	DATE : 09-10-2024
FILE NO : TS/053539/2024	SHEET NO.: 7 / 24
SHEET NAME : Building Plan Details	

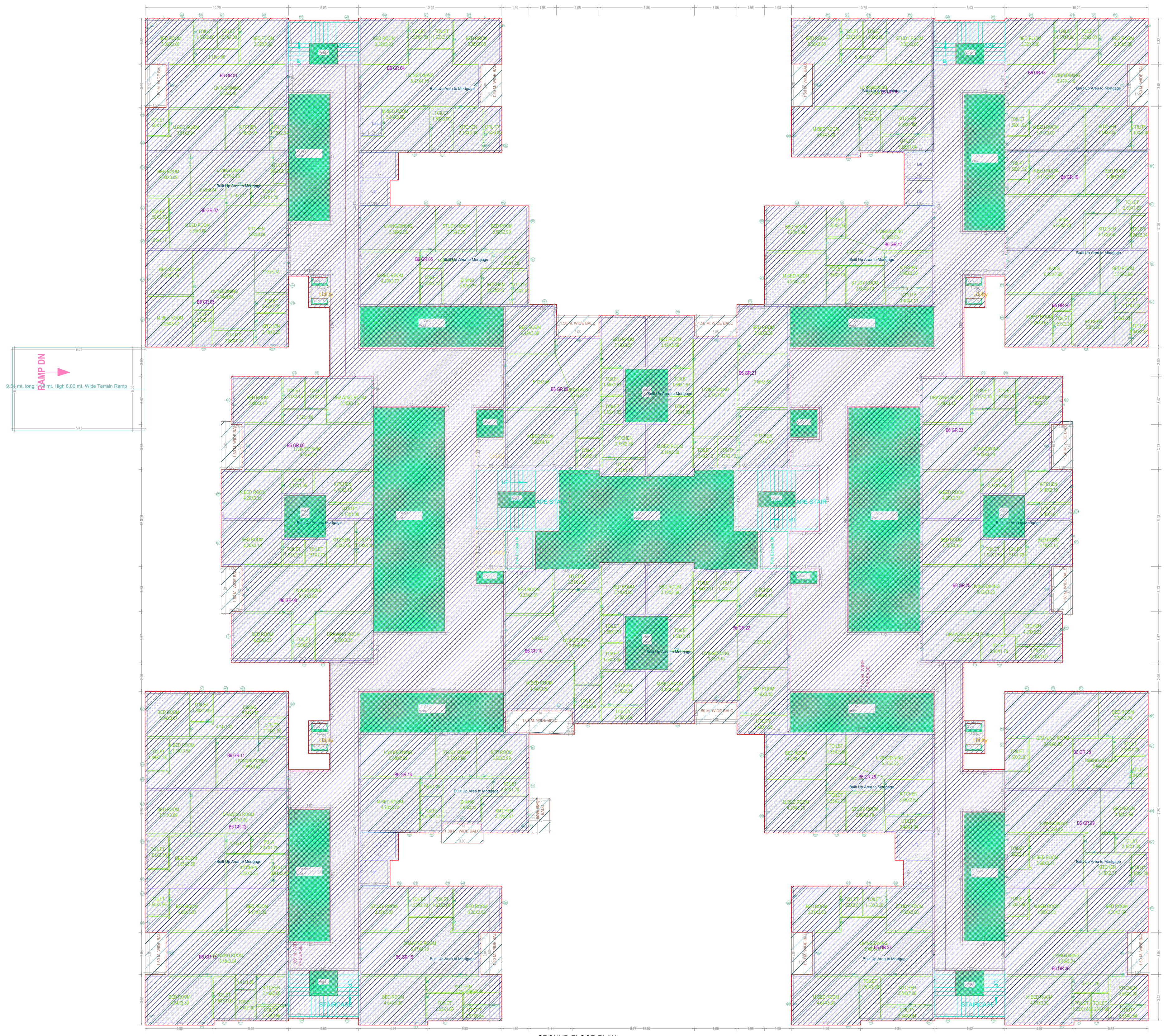

GROUND FLOOR PLAN
(Existing)
(SCALE 1:100)

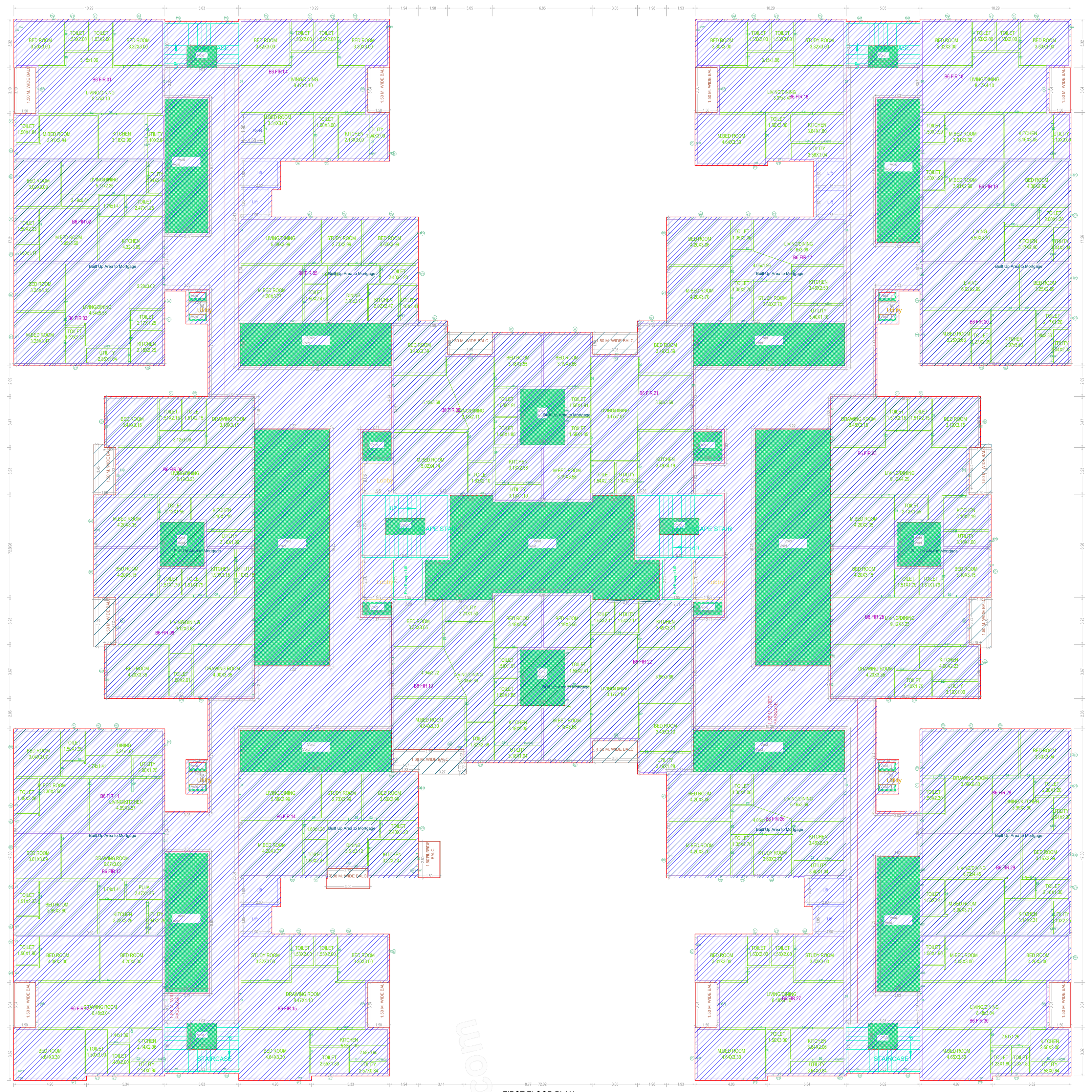

FIRST FLOOR PLAN
(Existing)
(SCALE 1:100)

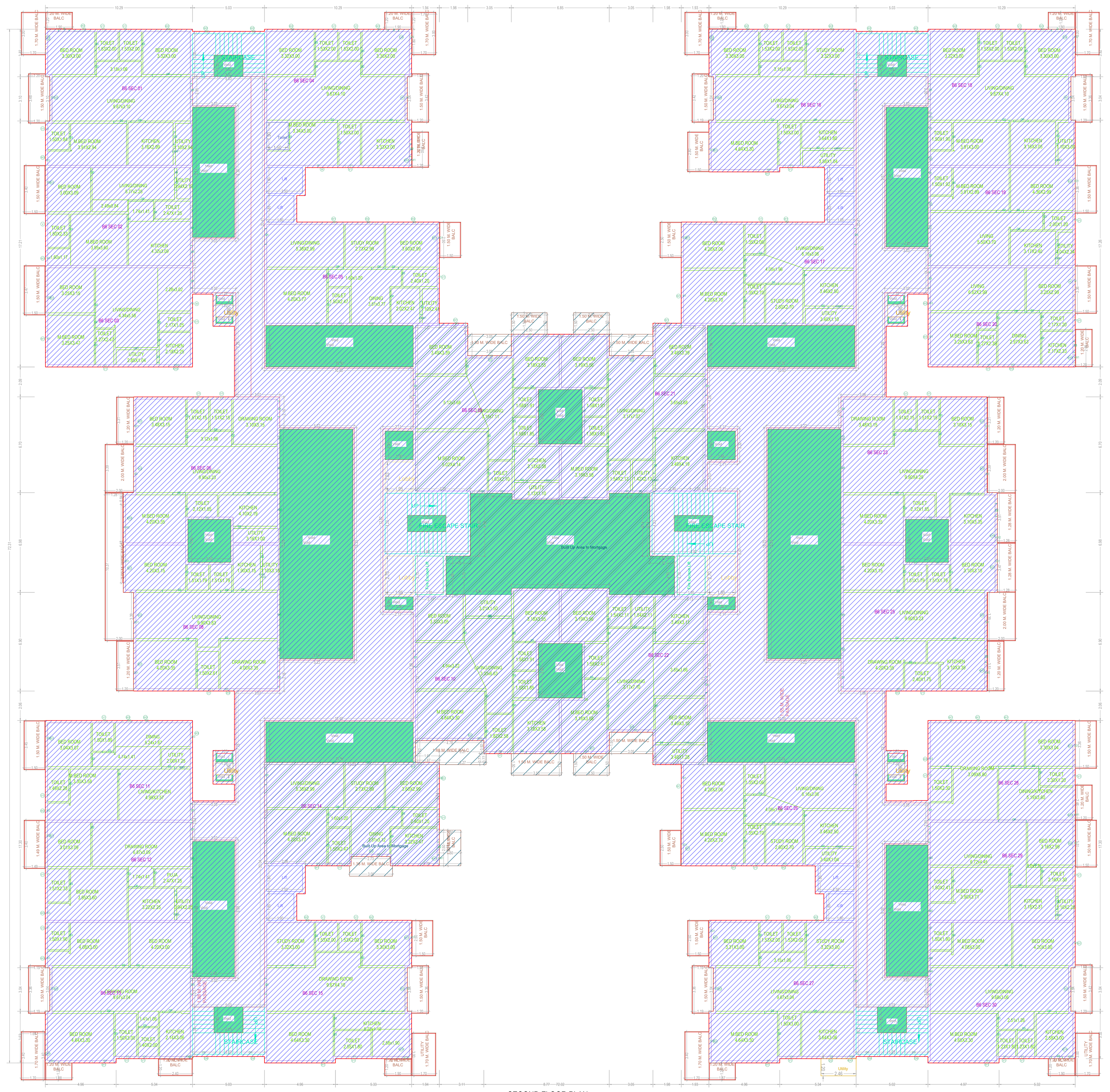

SECOND FLOOR PLAN
(Existing)
(SCALE 1:100)

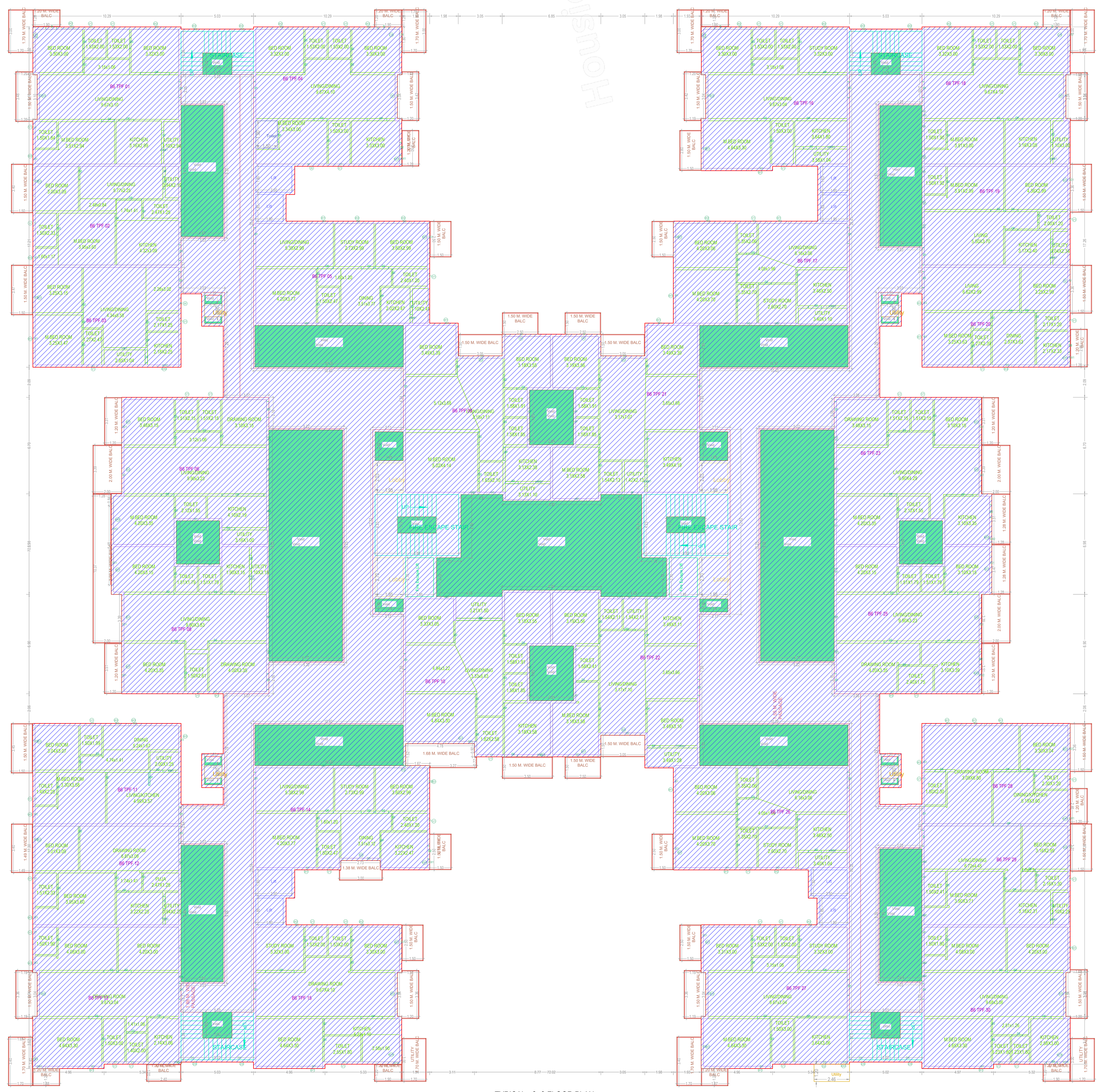

TYPICAL - 3- 9 FLOOR PLAN
(Existing)
(SCALE 1:100)

GENERAL CONDITIONS:

1.A dual piping system is a type of plumbing system where two separate sets of pipes are installed to distribute water in a building. One set of pipes carries potable or drinking water, while the other set of pipes carries non-potable or reclaimed water. The potable water pipes are connected to the main water supply and distribute water for drinking, cooking, and bathing. The non-potable or reclaimed water pipes carry water that has been treated and recycled from sources like rainwater, greywater from sinks and showers, or treated wastewater.
2.Parking places in buildings shall be provided with Electric Vehicle Charging Infrastructure as per Central Electricity Authority (CEA) Technical Requirements for Connection of Distributed Generation Sources, CEA Measures of Safety Regulations, 2010 and Ministry of Power Consolidated Guidelines and Standards for EV Charging Infrastructure, as amended from time to time".
3.For Constructions over 10,000 Sq.mt and above and in case of Group Housing Buildings where there are 100 units and above, the plumbing arrangement shall be made in a way that the potable water shall be used for drinking, cooking and bathing only and for rest of the uses, provision for dual piping system shall be made.
4.New building constructions shall have to properly demarcate sections within buildings and on rooftops for housing Broadband/digital connectivity infrastructure / antenna. These areas should have access to power supply for reliable, always on services. Further, Computer Telephony Integration (CTI) of a building shall include the common duct to access the common space used as telecomn room inside the building.
5.Occupancy Certificate to a building shall be granted only after ensuring that the CTI as per the prescribed standards is in place and an undertaking is given by the Architect or Engineer certifying that building has ensured common access to all digital infrastructure to all Service providers in accordance with plan of creation of CTI.

CONDITION:

1 TECHNICAL APPROVAL IS HERE BY ACCORDED FOR ___ <<REs/Comm/others>> Building ____ << floors>> in of plot nos. __ Sy. No: __ situated at in ____ Village & ___ Mandal, ___ District in proceeding letter subject to conditions mentioned on Approved Plan Vide No.___ Dt: ___.
2 All the conditions imposed in Lr. No. ________ Dt: ___ are to be strictly followed.
3 The applicant shall construct the Building as per Sanctioned Plan if any deviations made in setbacks, the 10.00 % mortgaged Built Up Area forfeited, the technical approved building plans will be withdrawn and cancelled without notice and action will be taken as per law.
4 The Cellar/Stilt floor shall be used for parking purpose only and should not be used for any other purposes as per the G.O.Ms.No. 168 MA Dt: 07-04-2012 and its ammendments.
5 The Builder/Developer should construct sump, septic tank and underground drainage as per ISI standards. In addition to the drainage system available.
6 That the applicant shall comply the conditions laid down in the G.O.Ms.No. 168 MA Dt: 07-04-2012 and its Amended Government Orders.
7 This permission does not bar any public agency including HMDA/Local Body to acquire the lands for public purpose as per Law.
8 The Builder/Developer/Owner shall be responsible and ensure that the fire safety, structural stability requirements of the proposed complex are in accordance with the A.P Fire Services Act — 1999.
9 Automatic Sprinkler system is to be provided if the basement area exceeds 200 Sq. Mtrs Electrical wiring and installation shall be certified by the electrical engineers to Ensure electrical fire safety.
10 Transformers shall be provided with 4 hours Rating fire resistant constructions as per Rule 15 (e) of A.P Apartments (Promotion of constructions and ownership) rules, 1987.
11 If any litigations/discrepancy arises in future regarding ownership documents, the applicant is whole responsible and not made party to HMDA or its employees and plans deemed to be withdrawn and cancelled.
12 The HMWS and SB and T.S. Transco not to provide the permanent connection till to produce the occupancy certificate from the Sanctioning Authority.
13 If in case above said conditions are not adhered HMDA/Local Authority can withdraw the said permission.
14 If any cases are pending in court of law with regard to the site U/R and have adverse orders, the permission granted shall be deemed to be withdrawn and cancelled.
15 The applicant/ developer is the whole responsible if any loss of human life or any damage occurs while constructing the building and after construction of building and have no rights to claim to HMDA and its employees shall not be held as a party to any such dispute/ litigations.
16 The HMDA reserve the right to cancel the permission, if it is found that the permission is obtained by false statement or misinterpretation or suppression of any material facts or rule.

OFFICER DETAILS	
OFFICER NAME :	
DESIGNATION :	
DATE AND TIME :	
APPROVAL NO:	SEAL OF APPROVAL
DATE OF APPROVAL :	
OWNER'S SIGNATURE	ARCHITECT'S SIGNATURE
BUILDER'S SIGNATURE	STRUCTURAL ENGINEER'S SIGNATURE

Note: All dimensions are in meters.

IS3_full_bleed_4A0_(1682.00_x_2378.00_MM)

Project Title :REVISED PLAN FOR PROPOSED CONSTRUCTION OF RESIDENTIAL FLATS WITHADDITIONAL (2 FLOORS TDR) IN BLOCK NO'S. 4A, 4B, 4C, 5, 6, 8A, 8B, 8C, 8D, 9A, 9B, 10A & 10B AND INSURVEY NO'S. 341 AND 342 PART 334, 335. SITUATED AT MADHAVAPURI TOWN SHIP, NORTHAVENUE, AMEENPUR (VILLAGE & MANDAL), SANGAREDDY (DIST).BELONGS TO1. JANAPRIYA TOWNSHIPS PVT.LTD., REP.BY ITS CHAIRMAN & MANAGING DIRECTOR SRI.K.RAVINDERREDDYS/O LATE K.PURUSHOTHAM REDDY.2. KMR ESTATES & BUILDERS (P) LTD. & 2 OTHERSREPRESENTED BY ITS GPA HOLDER JANAPRIYA TOWNSHIPS PVT.LTD., REP.BY ITS CHAIRMAN &MANAGING DIRECTOR SRI.K.RAVINDER REDDY S/O LATE K.PURUSHOTHAM REDDY.

FILE DETAILS	
LTP NAME : nithinkumar reddy	
LTP LICENCE NO : 333	DATE : 09-10-2024
FILE NO : TS/053539/2024	SHEET NO.: 8 / 24
SHEET NAME : Building Plan Details	

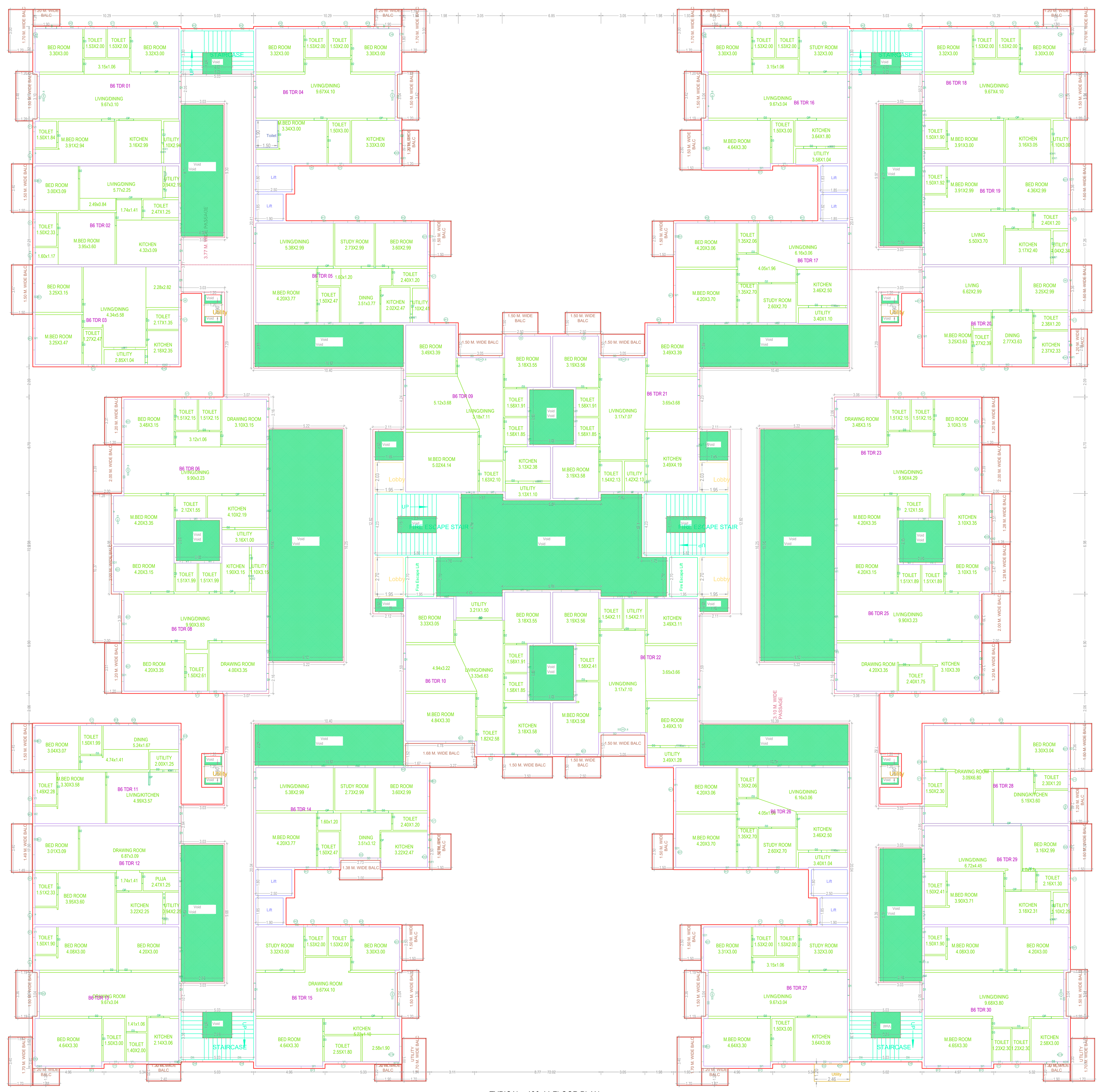

TYPICAL - 10& 11 FLOOR PLAN
(Proposed)
(SCALE 1:100)



TERRACE FLOOR PLAN
(SCALE 1:100)

GENERAL CONDITIONS:

1.A dual piping system is a type of plumbing system where two separate sets of pipes are installed to distribute water in a building. One set of pipes carries potable or drinking water, while the other set of pipes carries non-potable or reclaimed water. The potable water pipes are connected to the main water supply and distribute water for drinking, cooking, and bathing. The non-potable or reclaimed water pipes carry water that has been treated and recycled from sources like rainwater, greywater from sinks and showers, or treated wastewater.
2.Parking places in buildings shall be provided with Electric Vehicle Charging Infrastructure as per Central Electricity Authority (CEA) Technical Requirements for Connection of Distributed Generation Sources, CEA Measures of Safety Regulations, 2010 and Ministry of Power Consolidated Guidelines and Standards for EV Charging Infrastructure, as amended from time to time".
3.For Constructions over 10,000 Sq.mt and above and in case of Group Housing Buildings where there are 100 units and above, the plumbing arrangement shall be made in a way that the potable water shall be used for drinking, cooking and bathing only and for rest of the uses, provision for dual piping system shall be made.
4.New building constructions shall have to properly demarcate sections within buildings and on rooftops for housing Broadband/digital connectivity infrastructure / antenna. These areas should have access to power supply for reliable, always on services. Further, Computer Telephony Integration (CTI) of a building shall include the common duct to access the common space used as telecomn room inside the building.
5.Occupancy Certificate to a building shall be granted only after ensuring that the CTI as per the prescribed standards is in place and an undertaking is given by the Architect or Engineer certifying that building has ensured common access to all digital infrastructure to all Service providers in accordance with plan of creation of CTI.

CONDITION:

1 TECHNICAL APPROVAL IS HERE BY ACCORDED FOR ___ <<REs/Comm/others>> Building ____ << floors>> in of plot nos. __ Sy. No: __ situated at in ____ Village & ___ Mandal, ___ District in proceeding letter subject to conditions mentioned on Approved Plan Vide No.___ Dt: ___.
2 All the conditions imposed in Lr. No. ________ Dt: ___ are to be strictly followed.
3 The applicant shall construct the Building as per Sanctioned Plan if any deviations made in setbacks, the 10.00 % mortgaged Built Up Area forfeited, the technical approved building plans will be withdrawn and cancelled without notice and action will be taken as per law.
4 The Cellar/Stilt floor shall be used for parking purpose only and should not be used for any other purposes as per the G.O.Ms.No. 168 MA Dt: 07-04-2012 and its ammendments.
5 The Builder/Developer should construct sump, septic tank and underground drainage as per ISI standards. In addition to the drainage system available.
6 That the applicant shall comply the conditions laid down in the G.O.Ms.No. 168 MA Dt: 07-04-2012 and its Amended Government Orders.
7 This permission does not bar any public agency including HMDA/Local Body to acquire the lands for public purpose as per Law.
8 The Builder/Developer/Owner shall be responsible and ensure that the fire safety, structural stability requirements of the proposed complex are in accordance with the A.P Fire Services Act — 1999.
9 Automatic Sprinkler system is to be provided if the basement area exceeds 200 Sq. Mtrs Electrical wiring and installation shall be certified by the electrical engineers to Ensure electrical fire safety.
10 Transformers shall be provided with 4 hours Rating fire resistant constructions as per Rule 15 (e) of A.P Apartments (Promotion of constructions and ownership) rules, 1987.
11 If any litigations/discrepancy arises in future regarding ownership documents, the applicant is whole responsible and not made party to HMDA or its employees and plans deemed to be withdrawn and cancelled.
12 The HMWS and SB and T.S. Transco not to provide the permanent connection till to produce the occupancy certificate from the Sanctioning Authority.
13 If in case above said conditions are not adhered HMDA/Local Authority can withdraw the said permission.
14 If any cases are pending in court of law with regard to the site U/R and have adverse orders, the permission granted shall be deemed to be withdrawn and cancelled.
15 The applicant/ developer is the whole responsible if any loss of human life or any damage occurs while constructing the building and after construction of building and have no rights to claim to HMDA and its employees shall not be held as a party to any such dispute/ litigations.
16 The HMDA reserve the right to cancel the permission, if it is found that the permission is obtained by false statement or misinterpretation or suppression of any material facts or rule.

OFFICER DETAILS	
OFFICER NAME :	
DESIGNATION :	
DATE AND TIME :	
APPROVAL NO:	SEAL OF APPROVAL
DATE OF APPROVAL :	
OWNER'S SIGNATURE	ARCHITECT'S SIGNATURE
BUILDER'S SIGNATURE	STRUCTURAL ENGINEER'S SIGNATURE

Note: All dimensions are in meters.

ISO_full_bleed_4A0_(1682.00_x_2378.00_MM)

Project Title :REVISED PLAN FOR PROPOSED CONSTRUCTION OF RESIDENTIAL FLATS WITHADDITIONAL (2 FLOORS TDR) IN BLOCK NO'S. 4A, 4B, 4C, 5, 6, 8A, 8B, 8C, 8D, 9A, 9B, 10A & 10B AND INSURVEY NO'S. 341 AND 342 PART 334, 335. SITUATED AT MADHAVAPURI TOWN SHIP, NORTHAVENUE, AMEENPUR (VILLAGE & MANDAL), SANGAREDDY (DIST).BELONGS TO1. JANAPRIYA TOWNSHIPS PVT.LTD., REP.BY ITS CHAIRMAN & MANAGING DIRECTOR SRI.K.RAVINDERREDDYS/O LATE K.PURUSHOTHAM REDDY.2. KMR ESTATES & BUILDERS (P) LTD. & 2 OTHERSREPRESENTED BY ITS GPA HOLDER JANAPRIYA TOWNSHIPS PVT.LTD., REP.BY ITS CHAIRMAN &MANAGING DIRECTOR SRI.K.RAVINDER REDDY S/O LATE K.PURUSHOTHAM REDDY.

FILE DETAILS	
LTP NAME : nithinkumar reddy	
LTP LICENCE NO : 333	DATE : 09-10-2024
FILE NO : TS/053539/2024	SHEET NO.: 9 / 24
SHEET NAME : Building Plan Details	

BLOCK- 5
11TH FLOOR
PLAN (TDR)

SOUTH SIDE
ELEVATION

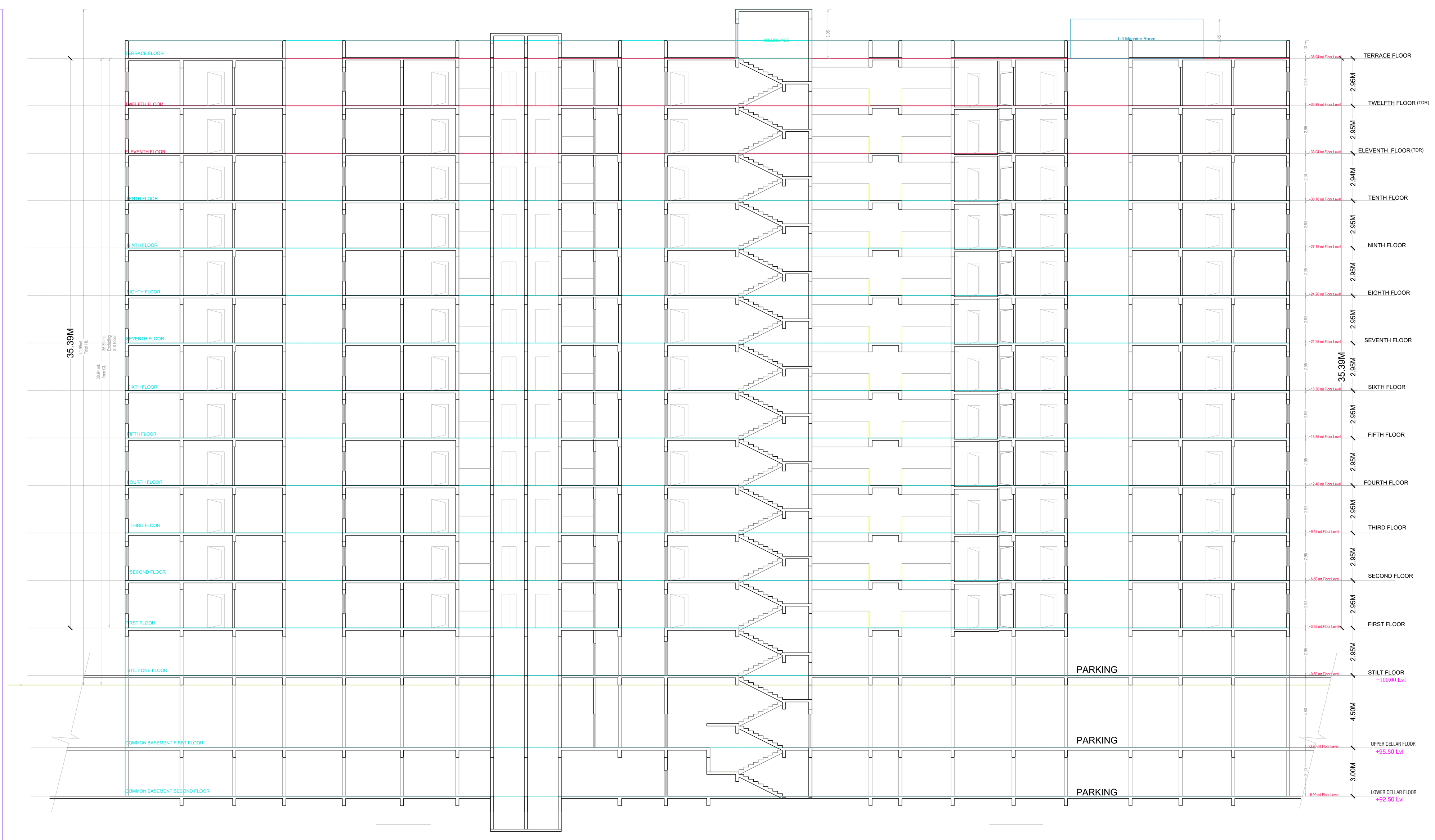

SECTION
A - A

SECTION



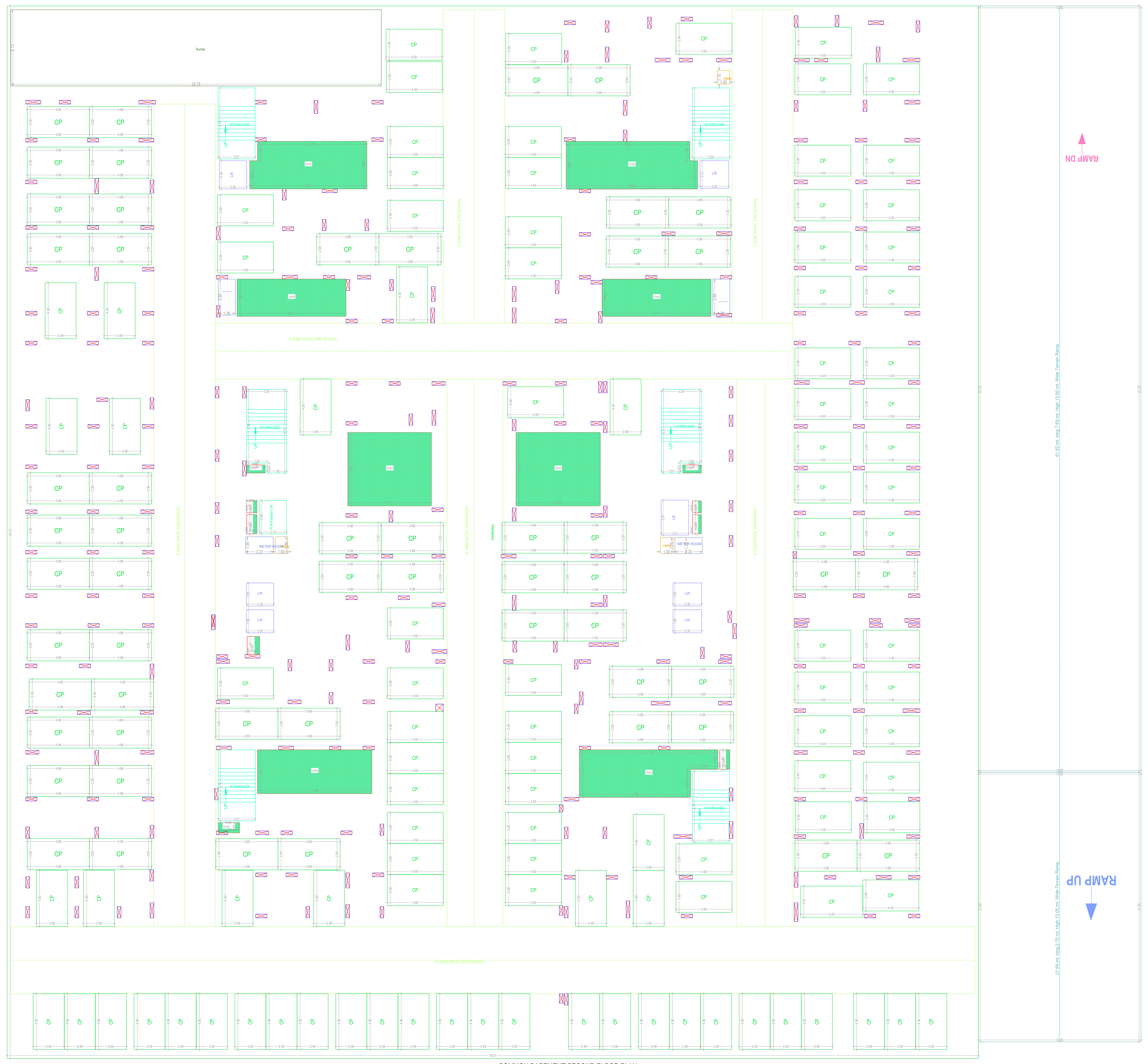

COMMON BASEMENT SECOND FLOOR PLAN
(SCALE 1:100)

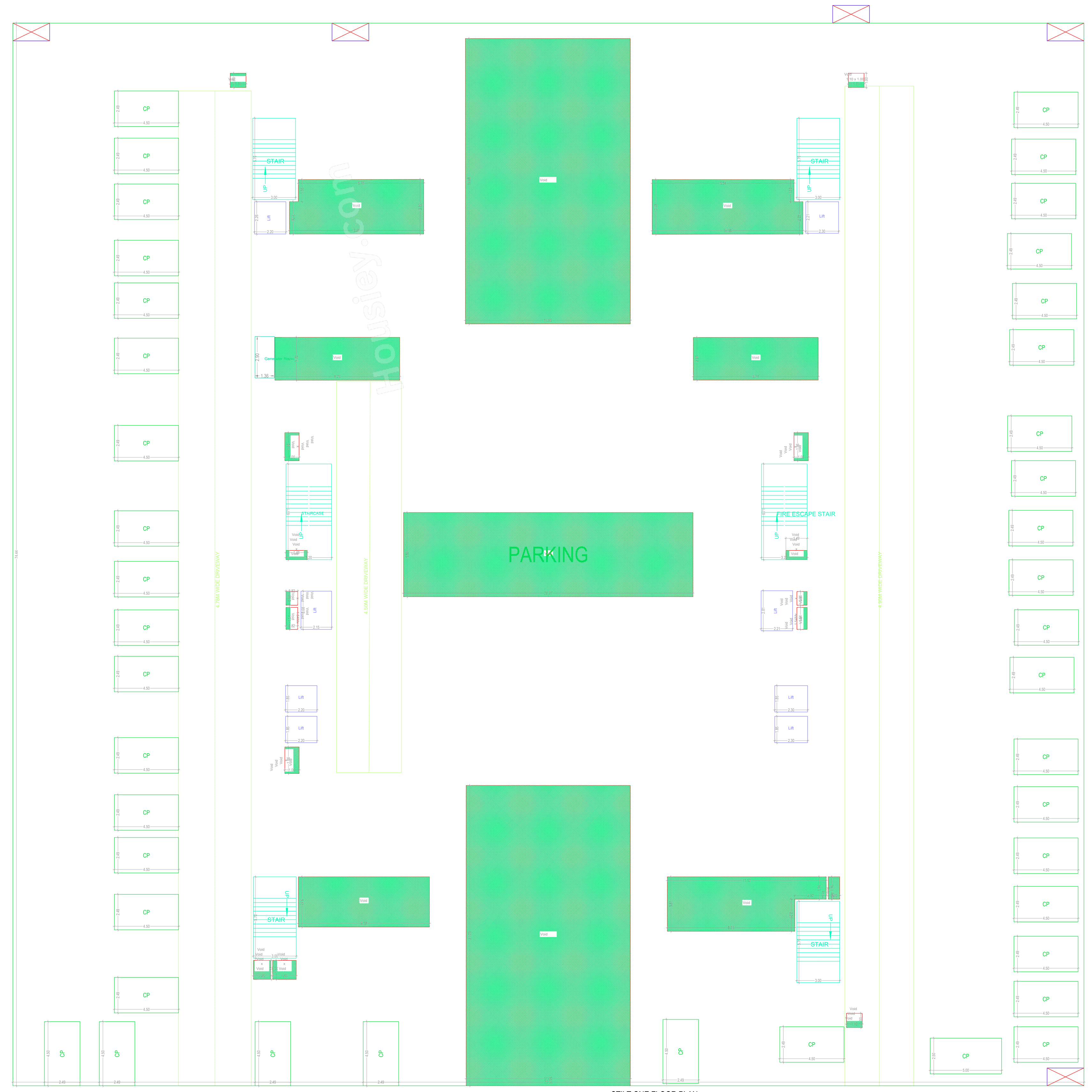

STILT ONE FLOOR PLAN
(SCALE 1:100)

Balcony Calculations Table

FLOOR NAME	SIZE	TOTAL AREA
TWELFTH FLOOR PLAN	1.50 X 3.35 X 3	169.90
	1.20 X 2.33 X 1	
	1.20 X 3.65 X 2	
	1.20 X 4.89 X 1	
	1.50 X 3.28 X 3	
	1.50 X 2.50 X 4	
	1.50 X 3.45 X 2	
	1.20 X 4.05 X 1	
	1.50 X 3.37 X 1	
	1.20 X 4.25 X 1	
	1.20 X 2.94 X 2	
	1.60 X 2.51 X 1	
	1.20 X 3.60 X 1	
	1.20 X 2.95 X 1	
	1.52 X 2.65 X 2	
	1.50 X 3.43 X 1	
	1.50 X 3.38 X 1	
	1.22 X 3.59 X 1	
	1.50 X 2.86 X 1	
	1.52 X 4.03 X 1	
	1.20 X 3.49 X 1	
	1.05 X 2.50 X 1	
	1.50 X 2.65 X 1	
	1.50 X 2.64 X 1	
	1.50 X 4.08 X 1	
	1.50 X 3.88 X 1	
	1.50 X 3.40 X 1	
TYPICAL - 3- 10 FLOOR PLAN	1.50 X 3.35 X 4 X 8	1711.44
	1.20 X 2.33 X 1 X 8	
	1.50 X 3.21 X 1 X 8	
	1.20 X 3.65 X 2 X 8	
	1.20 X 4.89 X 1 X 8	
	1.50 X 3.28 X 3 X 8	
	1.50 X 2.50 X 5 X 8	
	1.50 X 3.45 X 2 X 8	
	1.20 X 4.05 X 1 X 8	
	1.50 X 3.37 X 4 X 8	
	1.20 X 4.25 X 1 X 8	
	1.20 X 2.94 X 2 X 8	
	1.60 X 2.51 X 1 X 8	
	1.20 X 3.60 X 1 X 8	
	1.20 X 2.95 X 1 X 8	
	1.50 X 3.36 X 1 X 8	
	1.52 X 2.65 X 2 X 8	
	1.50 X 3.43 X 1 X 8	
	1.50 X 3.38 X 1 X 8	
	1.22 X 3.59 X 1 X 8	
	1.50 X 2.86 X 1 X 8	
	1.52 X 4.03 X 1 X 8	
	1.20 X 3.49 X 1 X 8	
	1.05 X 2.50 X 1 X 8	
	1.50 X 2.65 X 1 X 8	
	1.50 X 2.64 X 1 X 8	
	1.50 X 4.08 X 1 X 8	
	1.20 X 2.10 X 1 X 8	
	1.50 X 3.25 X 1 X 8	
	1.50 X 3.88 X 1 X 8	
	1.50 X 3.40 X 1 X 8	
	1.20 X 2.39 X 1 X 8	
ELEVENTH FLOOR PLAN	1.50 X 3.35 X 4	213.93
	1.20 X 2.33 X 1	
	1.50 X 3.21 X 1	
	1.20 X 3.65 X 2	
	1.20 X 4.89 X 1	
	1.50 X 3.28 X 3	
	1.50 X 2.50 X 5	
	1.50 X 3.45 X 2	
	1.20 X 4.05 X 1	
	1.50 X 3.37 X 4	
	1.20 X 4.25 X 1	
	1.20 X 2.94 X 2	
	1.60 X 2.51 X 1	
	1.20 X 3.60 X 1	
	1.20 X 2.95 X 1	
	1.50 X 3.36 X 1	
	1.52 X 2.65 X 2	
	1.50 X 3.43 X 1	
	1.50 X 3.38 X 1	
	1.22 X 3.59 X 1	
	1.50 X 2.86 X 1	
	1.52 X 4.03 X 1	
	1.20 X 3.49 X 1	
	1.05 X 2.50 X 1	
	1.50 X 2.65 X 1	
	1.50 X 2.64 X 1	
	1.50 X 4.08 X 1	
	1.20 X 2.10 X 1	
	1.50 X 3.25 X 1	
	1.50 X 3.88 X 1	
	1.50 X 3.40 X 1	
	1.20 X 2.39 X 1	
FIRST FLOOR PLAN	1.50 X 3.35 X 1	5.03
SECOND FLOOR PLAN	1.50 X 3.35 X 2	138.90
	1.20 X 2.33 X 1	
	1.20 X 3.65 X 2	
	1.20 X 4.89 X 1	
	1.50 X 3.28 X 3	
	1.50 X 2.50 X 3	
	1.20 X 4.05 X 1	
	1.20 X 4.25 X 1	
	1.20 X 2.94 X 2	
	1.60 X 2.51 X 1	
	1.20 X 3.60 X 1	
	1.20 X 2.95 X 1	
	1.52 X 2.65 X 2	
	1.50 X 3.43 X 1	
	1.50 X 3.38 X 1	
	1.22 X 3.59 X 1	
	1.50 X 2.86 X 1	
	1.52 X 4.03 X 1	
	1.50 X 2.65 X 1	
	1.50 X 2.64 X 1	
	1.50 X 4.08 X 1	
	1.50 X 3.88 X 1	
	1.50 X 3.40 X 1	
Total	-	2239.20

SCHEDULE OF JOINERY

BUILDING NAME	NAME	L X H	NOS
BUILDING (BLOCK 5)	D2	0.00 X 2.10	60
BUILDING (BLOCK 5)	D2	0.57 X 2.10	12
BUILDING (BLOCK 5)	D	0.64 X 2.10	12
BUILDING (BLOCK 5)	D2	0.65 X 2.10	24
BUILDING (BLOCK 5)	D	0.71 X 2.10	12
BUILDING (BLOCK 5)	D2	0.74 X 2.10	12
BUILDING (BLOCK 5)	D2	0.75 X 2.10	840
BUILDING (BLOCK 5)	D1	0.76 X 2.10	420
BUILDING (BLOCK 5)	D	0.79 X 2.10	12
BUILDING (BLOCK 5)	D	0.85 X 2.10	12
BUILDING (BLOCK 5)	D1	0.86 X 2.10	12
BUILDING (BLOCK 5)	D2	0.87 X 2.10	12
BUILDING (BLOCK 5)	D1	0.90 X 2.10	384
BUILDING (BLOCK 5)	D	1.00 X 2.10	120
BUILDING (BLOCK 5)	D1	1.05 X 2.10	12
BUILDING (BLOCK 5)	MD	1.10 X 2.10	336
BUILDING (BLOCK 5)	OP	1.25 X 2.10	12
BUILDING (BLOCK 5)	D1	1.70 X 2.10	48
BUILDING (BLOCK 5)	ARCH	1.84 X 2.10	12
BUILDING (BLOCK 5)	OP	1.97 X 2.10	12
BUILDING (BLOCK 5)	SD	2.30 X 2.10	12

SCHEDULE OF JOINERY

BUILDING NAME	NAME	L X H	NOS
BUILDING (BLOCK 5)	W2	0.20 X 1.20	12
BUILDING (BLOCK 5)	V1	0.58 X 1.20	12
BUILDING (BLOCK 5)	V	0.59 X 1.20	12
BUILDING (BLOCK 5)	V	0.60 X 1.20	852
BUILDING (BLOCK 5)	V	0.61 X 1.20	12
BUILDING (BLOCK 5)	W	0.66 X 3.00	12
BUILDING (BLOCK 5)	W2	0.75 X 1.20	12
BUILDING (BLOCK 5)	W2	0.95 X 1.20	24
BUILDING (BLOCK 5)	D	0.96 X 1.20	12
BUILDING (BLOCK 5)	w	0.98 X 3.00	12
BUILDING (BLOCK 5)	W2	1.02 X 1.20	108
BUILDING (BLOCK 5)	KW	1.05 X 1.20	24
BUILDING (BLOCK 5)	W2	1.07 X 1.20	12
BUILDING (BLOCK 5)	D	1.11 X 1.20	12
BUILDING (BLOCK 5)	W2	1.14 X 3.00	12
BUILDING (BLOCK 5)	W2	1.17 X 1.20	36
BUILDING (BLOCK 5)	W2	1.18 X 1.20	12
BUILDING (BLOCK 5)	W2	1.19 X 1.20	12
BUILDING (BLOCK 5)	W2	1.20 X 1.20	1068
BUILDING (BLOCK 5)	W2	1.20 X 3.00	36
BUILDING (BLOCK 5)	w	1.24 X 2.00	12
BUILDING (BLOCK 5)	W2	1.24 X 3.00	12
BUILDING (BLOCK 5)	W2	1.26 X 3.00	12
BUILDING (BLOCK 5)	W2	1.28 X 1.20	12
BUILDING (BLOCK 5)	W	1.30 X 3.00	24
BUILDING (BLOCK 5)	W2	1.58 X 1.20	12
BUILDING (BLOCK 5)	W3	1.60 X 1.20	12
BUILDING (BLOCK 5)	W2	1.61 X 3.00	12
BUILDING (BLOCK 5)	W2	1.72 X 1.20	12
BUILDING (BLOCK 5)	W	1.73 X 3.00	12
BUILDING (BLOCK 5)	W2	1.76 X 3.00	12
BUILDING (BLOCK 5)	W	1.80 X 1.20	12
BUILDING (BLOCK 5)	W2	1.81 X 3.00	12
BUILDING (BLOCK 5)	W2	1.89 X 3.00	12
BUILDING (BLOCK 5)	W2	1.93 X 1.20	24
BUILDING (BLOCK 5)	W2	2.02 X 1.20	12
BUILDING (BLOCK 5)	W2	2.03 X 1.20	12
BUILDING (BLOCK 5)	W2	2.09 X 3.00	24
BUILDING (BLOCK 5)	w	2.17 X 3.00	12
BUILDING (BLOCK 5)	SD	2.19 X 3.00	24
BUILDING (BLOCK 5)	SW	2.30 X 1.20	12
BUILDING (BLOCK 5)	SD	2.31 X 3.00	12
BUILDING (BLOCK 5)	w	2.42 X 1.20	12
BUILDING (BLOCK 5)	S/D	2.87 X 3.00	12

BUILDING :BUILDING (BLOCK 5)

FLOOR NAME	TOTAL BUA	EXIST. BUA	PROP. BUA	DEDUCTIONS VOID	DEDUCTIONS ACCES.	EXIST. NET BUA	NET BUA RESI.	TNMTS.	PARKING AREA	NO OF STACK	STACK AREA	NET PARKING
COMMON BASEMENT SECOND FLOOR	7678.61	0.00	7678.61	285.50	17.47	0.00	0.00	00	6107.57	1	0	6107.57
COMMON BASEMENT FIRST FLOOR	20898.36	0.00	20898.36	3021.66	317.25	0.00	0.00	00	16011.11	2	3960.25	19971.36
STILT ONE FLOOR	5581.79	0.00	5581.79	808.29	3.94	0.00	0.00	00	4773.50	1	0	4773.50
FIRST FLOOR	4033.42	4033.42	0.00	692.09	0.00	3341.33	0.00	30	0.00	0	0	0.00
SECOND FLOOR	4167.37	4167.37	0.00	692.09	0.00	3475.28	0.00	30	0.00	0	0	0.00
THIRD FLOOR	4242.35	4242.35	0.00	692.09	0.00	3550.26	0.00	30	0.00	0	0	0.00
FOURTH FLOOR	4242.35	4242.35	0.00	692.09	0.00	3550.26	0.00	30	0.00	0	0	0.00
FIFTH FLOOR	4242.35	4242.35	0.00	692.09	0.00	3550.26	0.00	30	0.00	0	0	0.00
SIXTH FLOOR	4242.35	4242.35	0.00	692.09	0.00	3550.26	0.00	30	0.00	0	0	0.00
SEVENTH FLOOR	4242.35	4242.35	0.00	692.09	0.00	3550.26	0.00	30	0.00	0	0	0.00
EIGHTH FLOOR	4242.35	4242.35	0.00	692.09	0.00	3550.26	0.00	30	0.00	0	0	0.00
NINTH FLOOR	4242.35	4242.35	0.00	692.09	0.00	3550.26	0.00	30	0.00	0	0	0.00
TENTH FLOOR	4242.35	4242.35	0.00	692.09	0.00	3550.26	0.00	30	0.00	0	0	0.00
ELEVENTH FLOOR	4242.35	0.00	4242.35	692.09	0.00	0.00	3550.26	30	0.00	0	0	0.00
TWELFTH FLOOR	4198.35	0.00	4198.35	692.09	0.00	0.00	3506.26	30	0.00	0	0	0.00
TERRACE FLOOR	0.00	0.00	0.00	0.00	0.00	0.00	0.00	00	0.00	0	0	0.00
TOTAL	84739.05	42139.59	42599.46	12420.53	338.66	35218.69	7056.52	360	26892.18		3960.25	30852.43
TOTAL NO OF BLDG	1											
TOTAL	84739.05	42139.59	42599.46	12420.53	338.66	35218.69	7056.52	360	26892.18		3960.25	30852.43

ADDITIONAL FLOOR TABLE

Floor Name	Proposed Floor Area
TWELFTH FLOOR	4198.35
ELEVENTH FLOOR	4242.35

ISO_full_bleed_4A0_(1682.00_x_2378.00_MM)

GENERAL CONDITIONS:

1.A dual piping system is a type of plumbing system where two separate sets of pipes are installed to distribute water in a building. One set of pipes carries potable or drinking water, while the other set of pipes carries non-potable or reclaimed water. The potable water pipes are connected to the main water supply and distribute water for drinking, cooking, and bathing. The non-potable or reclaimed water pipes carry water that has been treated and recycled from sources like rainwater, greywater from sinks and showers, or treated wastewater.
2.Parking places in buildings shall be provided with Electric Vehicle Charging Infrastructure as per Central Electricity Authority (CEA) Technical Requirements for Connection of Distributed Generation Sources, CEA Measures of Safety Regulations, 2010 and Ministry of Power Consolidated Guidelines and Standards for EV Charging Infrastructure, as amended from time to time".
3.For Constructions over 10,000 Sq.mt and above and in case of Group Housing Buildings where there are 100 units and above, the plumbing arrangement shall be made in a way that the potable water shall be used for drinking, cooking and bathing only and for rest of the uses, provision for dual piping system shall be made.
4.New building constructions shall have to properly demarcate sections within buildings and on rooftops for housing Broadband/digital connectivity infrastructure / antenna. These areas should have access to power supply for reliable, always on services. Further, Computer Telephony Integration (CTI) of a building shall include the common duct to access the common space used as telecomn room inside the building.
5.Occupancy Certificate to a building shall be granted only after ensuring that the CTI as per the prescribed standards is in place and an undertaking is given by the Architect or Engineer certifying that building has ensured common access to all digital infrastructure to all Service providers in accordance with plan of creation of CTI.

CONDITION:

1 TECHNICAL APPROVAL IS HERE BY ACCORDED FOR ___ <<REs/Comm/others>> Building ____ << floors>> in of plot nos. __ Sy. No: __ situated at in ____ Village & ___ Mandal, ___ District in proceeding letter subject to conditions mentioned on Approved Plan Vide No.___ Dt: ___.
2 All the conditions imposed in Lr. No. ________ Dt: ___ are to be strictly followed.
3 The applicant shall construct the Building as per Sanctioned Plan if any deviations made in setbacks, the 10.00 % mortgaged Built Up Area forfeited, the technical approved building plans will be withdrawn and cancelled without notice and action will be taken as per law.
4 The Cellar/Stilt floor shall be used for parking purpose only and should not be used for any other purposes as per the G.O.Ms.No. 168 MA Dt: 07-04-2012 and its ammendments.
5 The Builder/Developer should construct sump, septic tank and underground drainage as per ISI standards. In addition to the drainage system available.
6 That the applicant shall comply the conditions laid down in the G.O.Ms.No. 168 MA Dt: 07-04-2012 and its Amended Government Orders.
7 This permission does not bar any public agency including HMDA/Local Body to acquire the lands for public purpose as per Law.
8 The Builder/Developer/Owner shall be responsible and ensure that the fire safety, structural stability requirements of the proposed complex are in accordance with the A.P Fire Services Act — 1999.
9 Automatic Sprinkler system is to be provided if the basement area exceeds 200 Sq. Mtrs Electrical wiring and installation shall be certified by the electrical engineers to Ensure electrical fire safety.
10 Transformers shall be provided with 4 hours Rating fire resistant constructions as per Rule 15 (e) of A.P Apartments (Promotion of constructions and ownership) rules, 1987.
11 If any litigations/discrepancy arises in future regarding ownership documents, the applicant is whole responsible and not made party to HMDA or its employees and plans deemed to be withdrawn and cancelled.
12 The HMWS and SB and T.S. Transco not to provide the permanent connection till to produce the occupancy certificate from the Sanctioning Authority.
13 If in case above said conditions are not adhered HMDA/Local Authority can withdraw the said permission.
14 If any cases are pending in court of law with regard to the site U/R and have adverse orders, the permission granted shall be deemed to be withdrawn and cancelled.
15 The applicant/ developer is the whole responsible if any loss of human life or any damage occurs while constructing the building and after construction of building and have no rights to claim to HMDA and its employees shall not be held as a party to any such dispute/ litigations.
16 The HMDA reserve the right to cancel the permission, if it is found that the permission is obtained by false statement or misinterpretation or suppression of any material facts or rule.

OFFICER DETAILS	
OFFICER NAME :	
DESIGNATION :	
DATE AND TIME :	
APPROVAL NO:	SEAL OF APPROVAL
DATE OF APPROVAL :	
OWNER'S SIGNATURE	ARCHITECT'S SIGNATURE
BUILDER'S SIGNATURE	STRUCTURAL ENGINEER'S SIGNATURE

Note: All dimensions are in meters.

Project Title :REVISED PLAN FOR PROPOSED CONSTRUCTION OF RESIDENTIAL FLATS WITHADDITIONAL (2 FLOORS TDR) IN BLOCK NO'S. 4A, 4B, 4C, 5, 6, 8A, 8B, 8C, 8D, 9A, 9B, 10A & 10B AND INSURVEY NO'S. 341 AND 342 PART 334, 335. SITUATED AT MADHAVAPURI TOWN SHIP, NORTHAVENUE, AMEENPUR (VILLAGE & MANDAL), SANGAREDDY (DIST).BELONGS TO1. JANAPRIYA TOWNSHIPS PVT.LTD., REP.BY ITS CHAIRMAN & MANAGING DIRECTOR SRI.K.RAVINDERREDDYS/O LATE K.PURUSHOTHAM REDDY.2. KMR ESTATES & BUILDERS (P) LTD. & 2 OTHERSREPRESENTED BY ITS GPA HOLDER JANAPRIYA TOWNSHIPS PVT.LTD., REP.BY ITS CHAIRMAN &MANAGING DIRECTOR SRI.K.RAVINDER REDDY S/O LATE K.PURUSHOTHAM REDDY.

FILE DETAILS	
LTP NAME : nithinkumar reddy	
LTP LICENCE NO : 333	DATE : 09-10-2024
FILE NO : TS/053539/2024	SHEET NO.: 10 / 24
SHEET NAME : Building Plan Details	

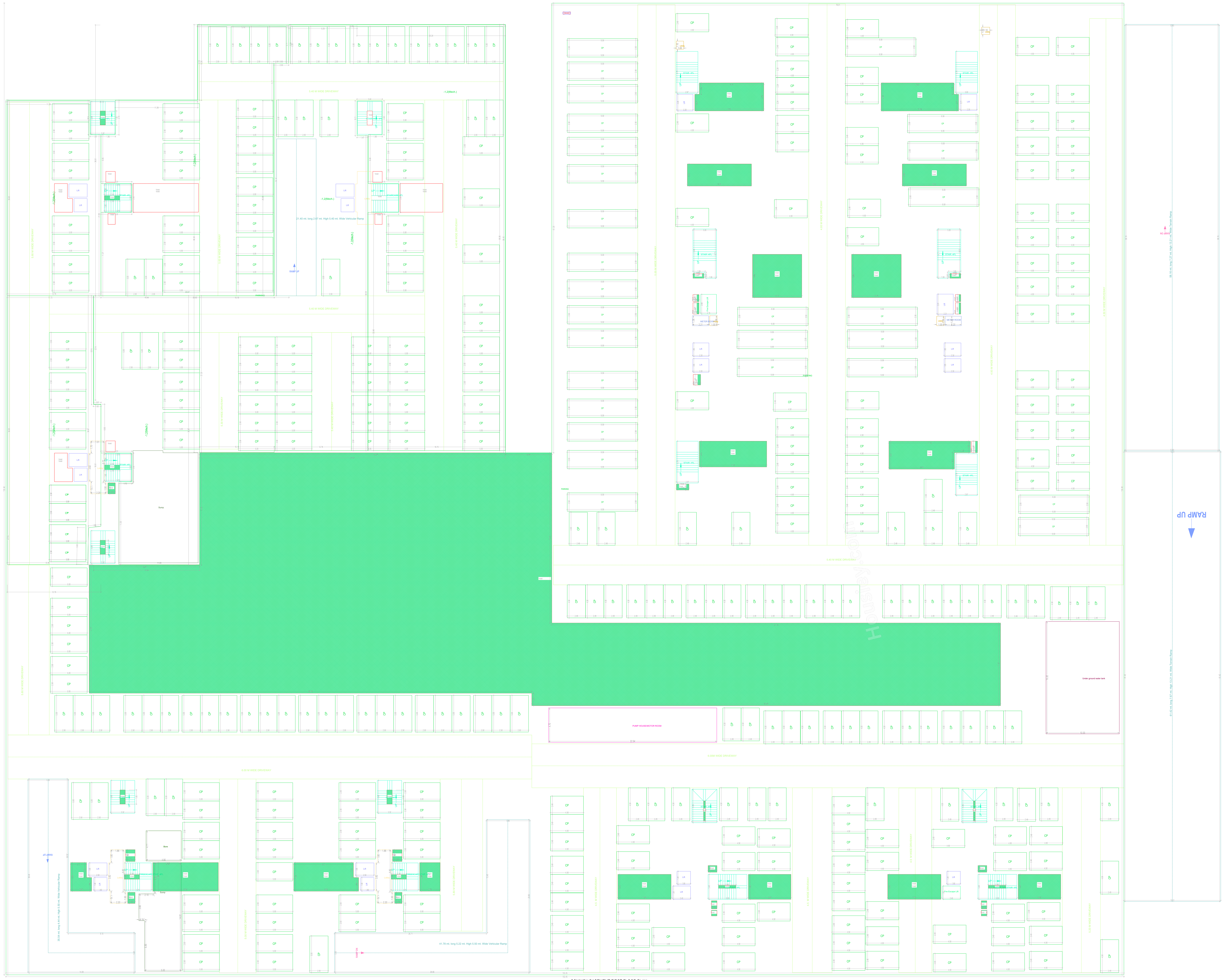

COMMON BASEMENT FIRST FLOOR PLAN
(SCALE 1:100)

GENERAL CONDITIONS:

1.A dual piping system is a type of plumbing system where two separate sets of pipes are installed to distribute water in a building. One set of pipes carries potable or drinking water, while the other set of pipes carries non-potable or reclaimed water. The potable water pipes are connected to the main water supply and distribute water for drinking, cooking, and bathing. The non-potable or reclaimed water pipes carry water that has been treated and recycled from sources like rainwater, greywater from sinks and showers, or treated wastewater.
2.Parking places in buildings shall be provided with Electric Vehicle Charging Infrastructure as per Central Electricity Authority (CEA) Technical Requirements for Connection of Distributed Generation Sources, CEA Measures of Safety Regulations, 2010 and Ministry of Power Consolidated Guidelines and Standards for EV Charging Infrastructure, as amended from time to time".
3.For Constructions over 10,000 Sq.mt and above and in case of Group Housing Buildings where there are 100 units and above, the plumbing arrangement shall be made in a way that the potable water shall be used for drinking, cooking and bathing only and for rest of the uses, provision for dual piping system shall be made.
4.New building constructions shall have to properly demarcate sections within buildings and on rooftops for housing Broadband/digital connectivity infrastructure / antenna. These areas should have access to power supply for reliable, always on services. Further, Computer Telephony Integration (CTI) of a building shall include the common duct to access the common space used as telecomn room inside the building.
5.Occupancy Certificate to a building shall be granted only after ensuring that the CTI as per the prescribed standards is in place and an undertaking is given by the Architect or Engineer certifying that building has ensured common access to all digital infrastructure to all Service providers in accordance with plan of creation of CTI.

CONDITION:

1 TECHNICAL APPROVAL IS HERE BY ACCORDED FOR ___ <<REs/Comm/others>> Building ____ << floors>> in of plot nos. __ Sy. No: __ situated at in ____ Village & ___ Mandal, ___ District in proceeding letter subject to conditions mentioned on Approved Plan Vide No.___ Dt: ___.
2 All the conditions imposed in Lr. No. ________ Dt: ___ are to be strictly followed.
3 The applicant shall construct the Building as per Sanctioned Plan if any deviations made in setbacks, the 10.00 % mortgaged Built Up Area forfeited, the technical approved building plans will be withdrawn and cancelled without notice and action will be taken as per law.
4 The Cellar/Stilt floor shall be used for parking purpose only and should not be used for any other purposes as per the G.O.Ms.No. 168 MA Dt: 07-04-2012 and its ammendments.
5 The Builder/Developer should construct sump, septic tank and underground drainage as per ISI standards. In addition to the drainage system available.
6 That the applicant shall comply the conditions laid down in the G.O.Ms.No. 168 MA Dt: 07-04-2012 and its Amended Government Orders.
7 This permission does not bar any public agency including HMDA/Local Body to acquire the lands for public purpose as per Law.
8 The Builder/Developer/Owner shall be responsible and ensure that the fire safety, structural stability requirements of the proposed complex are in accordance with the A.P Fire Services Act — 1999.
9 Automatic Sprinkler system is to be provided if the basement area exceeds 200 Sq. Mtrs Electrical wiring and installation shall be certified by the electrical engineers to Ensure electrical fire safety.
10 Transformers shall be provided with 4 hours Rating fire resistant constructions as per Rule 15 (e) of A.P Apartments (Promotion of constructions and ownership) rules, 1987.
11 If any litigations/discrepancy arises in future regarding ownership documents, the applicant is whole responsible and not made party to HMDA or its employees and plans deemed to be withdrawn and cancelled.
12 The HMWS and SB and T.S. Transco not to provide the permanent connection till to produce the occupancy certificate from the Sanctioning Authority.
13 If in case above said conditions are not adhered HMDA/Local Authority can withdraw the said permission.
14 If any cases are pending in court of law with regard to the site U/R and have adverse orders, the permission granted shall be deemed to be withdrawn and cancelled.
15 The applicant/ developer is the whole responsible if any loss of human life or any damage occurs while constructing the building and after construction of building and have no rights to claim to HMDA and its employees shall not be held as a party to any such dispute/ litigations.
16 The HMDA reserve the right to cancel the permission, if it is found that the permission is obtained by false statement or misinterpretation or suppression of any material facts or rule.

OFFICER DETAILS	
OFFICER NAME : DESIGNATION : DATE AND TIME :	
APPROVAL NO:	SEAL OF APPROVAL
DATE OF APPROVAL :	
OWNER'S SIGNATURE	ARCHITECT'S SIGNATURE
BUILDER'S SIGNATURE	STRUCTURAL ENGINEER'S SIGNATURE

Note: All dimensions are in meters.

ISO_full_bleed_4A0_(1682.00_x_2378.00_MM)

Project Title :REVISED PLAN FOR PROPOSED CONSTRUCTION OF RESIDENTIAL FLATS WITHADDITIONAL (2 FLOORS TDR) IN BLOCK NO'S. 4A, 4B, 4C, 5, 6, 8A, 8B, 8C, 8D, 9A, 9B, 10A & 10B AND INSURVEY NO'S. 341 AND 342 PART 334, 335. SITUATED AT MADHAVAPURI TOWN SHIP, NORTHAVENUE, AMEENPUR (VILLAGE & MANDAL), SANGAREDDY (DIST).BELONGS TO1. JANAPRIYA TOWNSHIPS PVT.LTD., REP.BY ITS CHAIRMAN & MANAGING DIRECTOR SRI.K.RAVINDERREDDYS/O LATE K.PURUSHOTHAM REDDY.2. KMR ESTATES & BUILDERS (P) LTD. & 2 OTHERSREPRESENTED BY ITS GPA HOLDER JANAPRIYA TOWNSHIPS PVT.LTD., REP.BY ITS CHAIRMAN &MANAGING DIRECTOR SRI.K.RAVINDER REDDY S/O LATE K.PURUSHOTHAM REDDY.

FILE DETAILS			
LTP NAME :	nithinkumar reddy		
LTP LICENCE NO :	333	DATE :	09-10-2024
FILE NO :	TS/053539/2024	SHEET NO.:	11 / 24
SHEET NAME :	Building Plan Details		

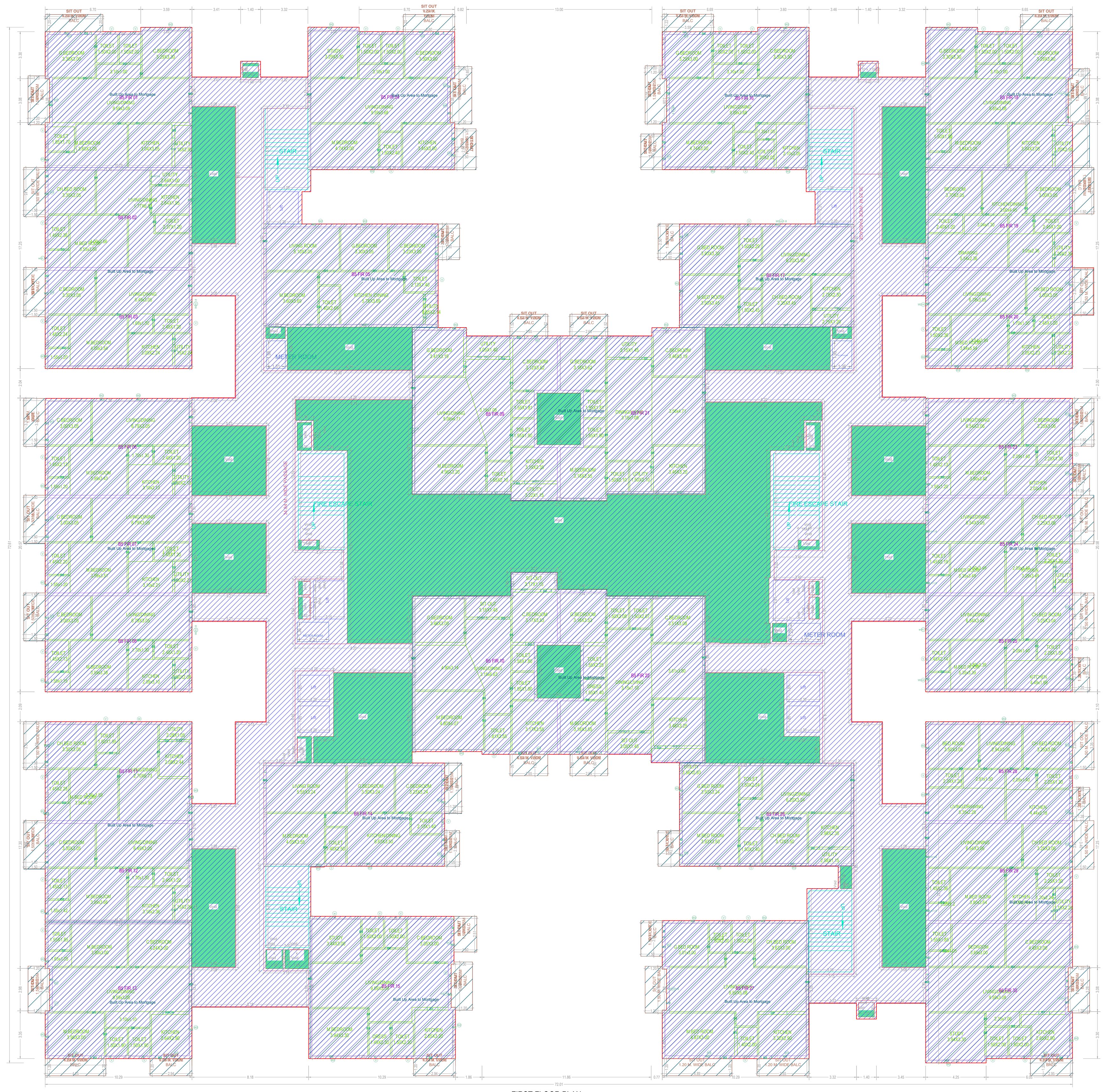

FIRST FLOOR PLAN
(Existing)
(SCALE 1:100)

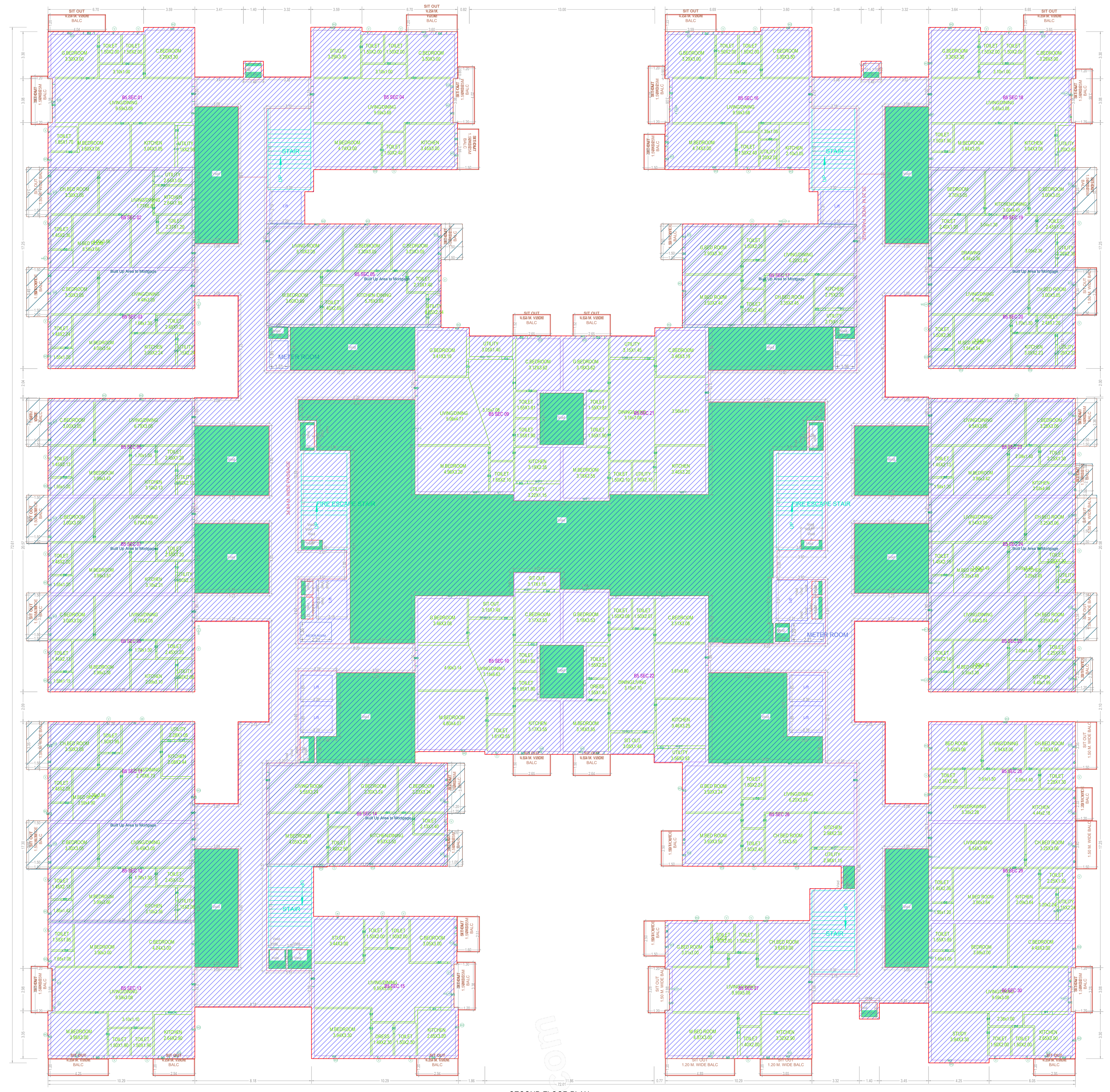

SECOND FLOOR PLAN
(Existing)
(SCALE 1:100)

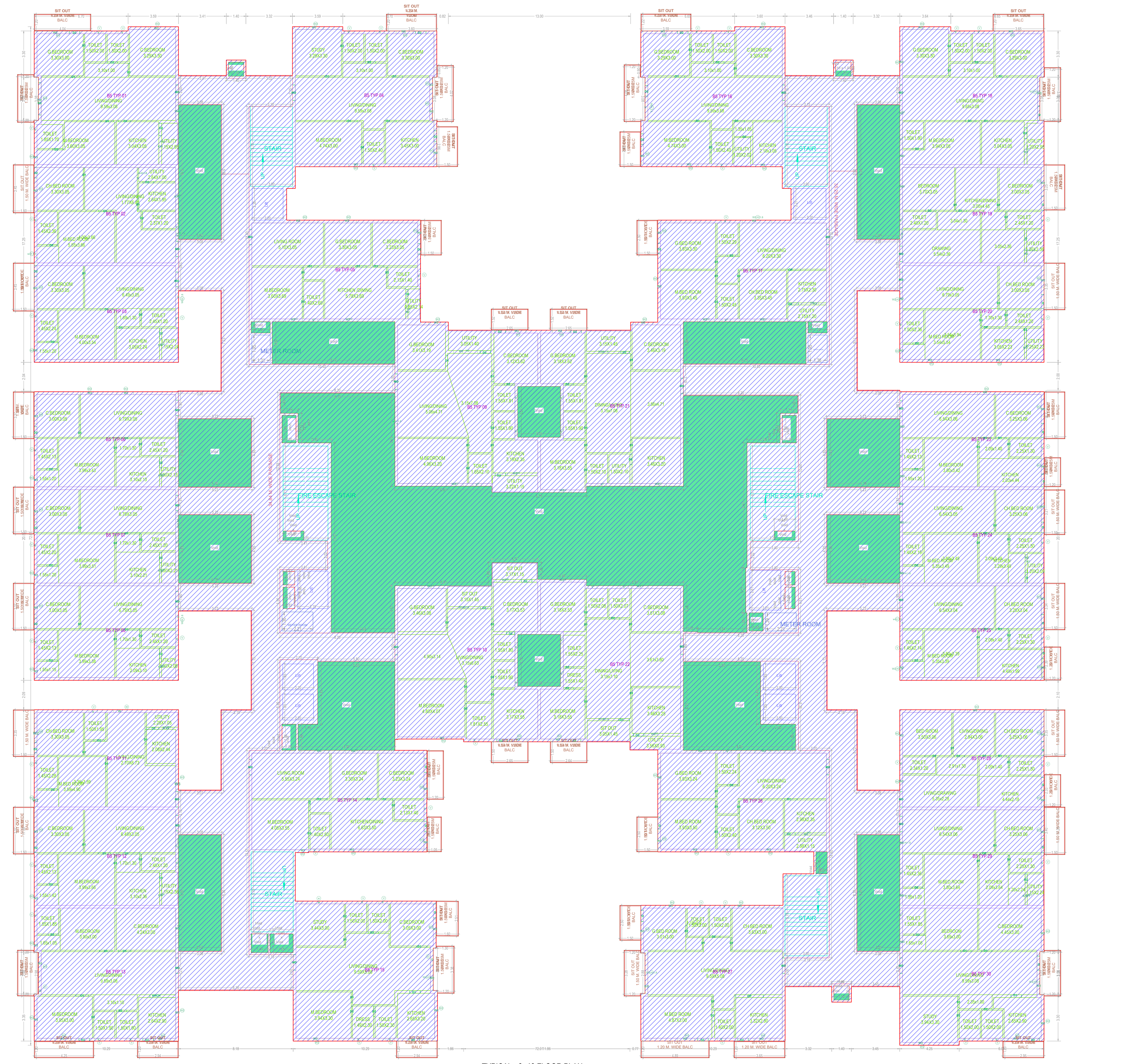

TYPICAL - 3- 10 FLOOR PLAN
(Existing)
(SCALE 1:100)

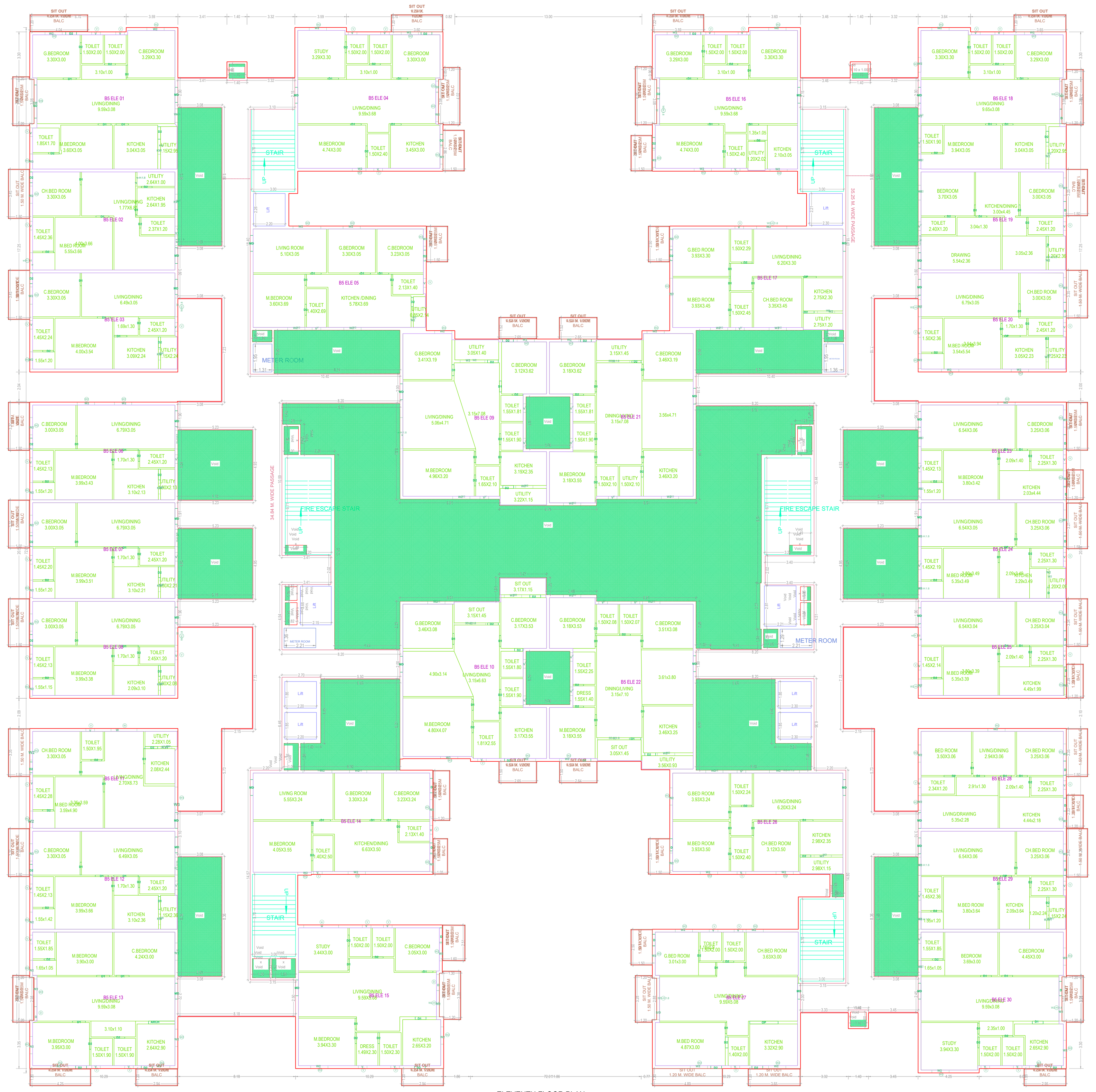

ELEVENTH FLOOR PLAN
(Proposed)
(SCALE 1:100)

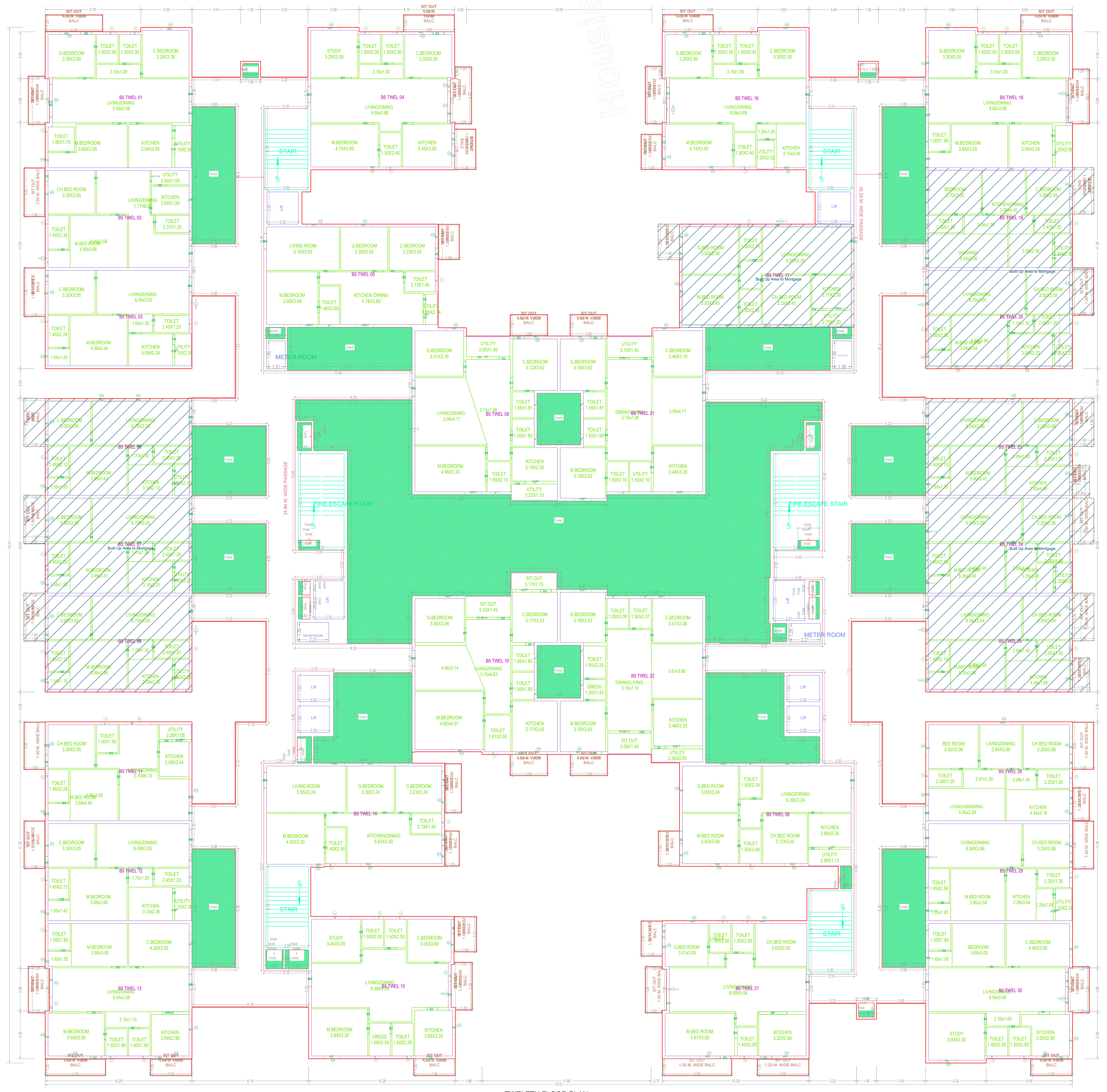

TWELFTH FLOOR PLAN
(Proposed)
(SCALE 1:100)

GENERAL CONDITIONS:

1.A dual piping system is a type of plumbing system where two separate sets of pipes are installed to distribute water in a building. One set of pipes carries potable or drinking water, while the other set of pipes carries non-potable or reclaimed water. The potable water pipes are connected to the main water supply and distribute water for drinking, cooking, and bathing. The non-potable or reclaimed water pipes carry water that has been treated and recycled from sources like rainwater, greywater from sinks and showers, or treated wastewater.
2.Parking places in buildings shall be provided with Electric Vehicle Charging Infrastructure as per Central Electricity Authority (CEA) Technical Requirements for Connection of Distributed Generation Sources, CEA Measures of Safety Regulations, 2010 and Ministry of Power Consolidated Guidelines and Standards for EV Charging Infrastructure, as amended from time to time".
3.For Constructions over 10,000 Sq.mt and above and in case of Group Housing Buildings where there are 100 units and above, the plumbing arrangement shall be made in a way that the potable water shall be used for drinking, cooking and bathing only and for rest of the uses, provision for dual piping system shall be made.
4.New building constructions shall have to properly demarcate sections within buildings and on rooftops for housing Broadband/digital connectivity infrastructure / antenna. These areas should have access to power supply for reliable, always on services. Further, Computer Telephony Integration (CTI) of a building shall include the common duct to access the common space used as telecomn room inside the building.
5.Occupancy Certificate to a building shall be granted only after ensuring that the CTI as per the prescribed standards is in place and an undertaking is given by the Architect or Engineer certifying that building has ensured common access to all digital infrastructure to all Service providers in accordance with plan of creation of CTI.

CONDITION:

1 TECHNICAL APPROVAL IS HERE BY ACCORDED FOR ___ <<REs/Comm/others>> Building ____ << floors>> in of plot nos. __ Sy. No: __ situated at in ____ Village & ___ Mandal, ___ District in proceeding letter subject to conditions mentioned on Approved Plan Vide No.___ Dt: ___.
2 All the conditions imposed in Lr. No. ________ Dt: ___ are to be strictly followed.
3 The applicant shall construct the Building as per Sanctioned Plan if any deviations made in setbacks, the 10.00 % mortgaged Built Up Area forfeited, the technical approved building plans will be withdrawn and cancelled without notice and action will be taken as per law.
4 The Cellar/Stilt floor shall be used for parking purpose only and should not be used for any other purposes as per the G.O.Ms.No. 168 MA Dt: 07-04-2012 and its ammendments.
5 The Builder/Developer should construct sump, septic tank and underground drainage as per ISI standards. In addition to the drainage system available.
6 That the applicant shall comply the conditions laid down in the G.O.Ms.No. 168 MA Dt: 07-04-2012 and its Amended Government Orders.
7 This permission does not bar any public agency including HMDA/Local Body to acquire the lands for public purpose as per Law.
8 The Builder/Developer/Owner shall be responsible and ensure that the fire safety, structural stability requirements of the proposed complex are in accordance with the A.P Fire Services Act — 1999.
9 Automatic Sprinkler system is to be provided if the basement area exceeds 200 Sq. Mtrs Electrical wiring and installation shall be certified by the electrical engineers to Ensure electrical fire safety.
10 Transformers shall be provided with 4 hours Rating fire resistant constructions as per Rule 15 (e) of A.P Apartments (Promotion of constructions and ownership) rules, 1987.
11 If any litigations/discrepancy arises in future regarding ownership documents, the applicant is whole responsible and not made party to HMDA or its employees and plans deemed to be withdrawn and cancelled.
12 The HMWS and SB and T.S. Transco not to provide the permanent connection till to produce the occupancy certificate from the Sanctioning Authority.
13 If in case above said conditions are not adhered HMDA/Local Authority can withdraw the said permission.
14 If any cases are pending in court of law with regard to the site U/R and have adverse orders, the permission granted shall be deemed to be withdrawn and cancelled.
15 The applicant/ developer is the whole responsible if any loss of human life or any damage occurs while constructing the building and after construction of building and have no rights to claim to HMDA and its employees shall not be held as a party to any such dispute/ litigations.
16 The HMDA reserve the right to cancel the permission, if it is found that the permission is obtained by false statement or misinterpretation or suppression of any material facts or rule.

OFFICER DETAILS	
OFFICER NAME :	
DESIGNATION :	
DATE AND TIME :	
APPROVAL NO:	SEAL OF APPROVAL
DATE OF APPROVAL :	
OWNER'S SIGNATURE	ARCHITECT'S SIGNATURE
BUILDER'S SIGNATURE	STRUCTURAL ENGINEER'S SIGNATURE

Note: All dimensions are in meters.

ISO_full_bleed_4A0_(1682.00_x_2378.00_MM)

Project Title :REVISED PLAN FOR PROPOSED CONSTRUCTION OF RESIDENTIAL FLATS WITHADDITIONAL (2 FLOORS TDR) IN BLOCK NO'S. 4A, 4B, 4C, 5, 6, 8A, 8B, 8C, 8D, 9A, 9B, 10A & 10B AND INSURVEY NO'S. 341 AND 342 PART 334, 335. SITUATED AT MADHAVAPURI TOWN SHIP, NORTHAVENUE, AMEENPUR (VILLAGE & MANDAL), SANGAREDDY (DIST).BELONGS TO1. JANAPRIYA TOWNSHIPS PVT.LTD., REP.BY ITS CHAIRMAN & MANAGING DIRECTOR SRI.K.RAVINDERREDDYS/O LATE K.PURUSHOTHAM REDDY.2. KMR ESTATES & BUILDERS (P) LTD. & 2 OTHERSREPRESENTED BY ITS GPA HOLDER JANAPRIYA TOWNSHIPS PVT.LTD., REP.BY ITS CHAIRMAN &MANAGING DIRECTOR SRI.K.RAVINDER REDDY S/O LATE K.PURUSHOTHAM REDDY.

FILE DETAILS			
LTP NAME :	nithinkumar reddy		
LTP LICENCE NO :	333	DATE :	09-10-2024
FILE NO :	TS/053539/2024	SHEET NO.:	12 / 24
SHEET NAME :	Building Plan Details		

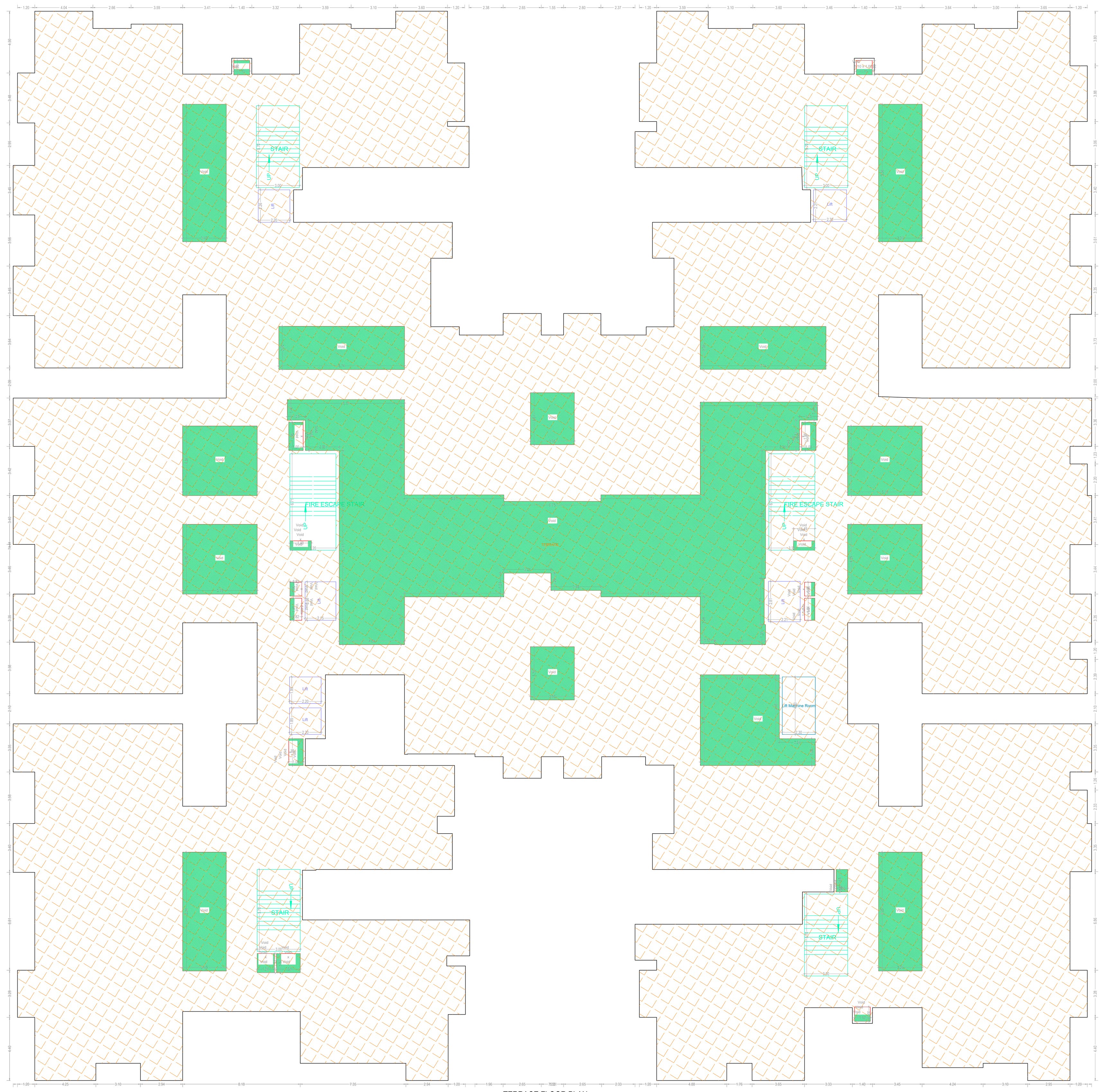

TERRACE FLOOR PLAN
(SCALE 1:100)

GENERAL CONDITIONS:

1.A dual piping system is a type of plumbing system where two separate sets of pipes are installed to distribute water in a building. One set of pipes carries potable or drinking water, while the other set of pipes carries non-potable or reclaimed water. The potable water pipes are connected to the main water supply and distribute water for drinking, cooking, and bathing. The non-potable or reclaimed water pipes carry water that has been treated and recycled from sources like rainwater, greywater from sinks and showers, or treated wastewater.
2.Parking places in buildings shall be provided with Electric Vehicle Charging Infrastructure as per Central Electricity Authority (CEA) Technical Requirements for Connection of Distributed Generation Sources, CEA Measures of Safety Regulations, 2010 and Ministry of Power Consolidated Guidelines and Standards for EV Charging Infrastructure, as amended from time to time".
3.For Constructions over 10,000 Sq.mt and above and in case of Group Housing Buildings where there are 100 units and above, the plumbing arrangement shall be made in a way that the potable water shall be used for drinking, cooking and bathing only and for rest of the uses, provision for dual piping system shall be made.
4.New building constructions shall have to properly demarcate sections within buildings and on rooftops for housing Broadband/digital connectivity infrastructure / antenna. These areas should have access to power supply for reliable, always on services. Further, Computer Telephony Integration (CTI) of a building shall include the common duct to access the common space used as telecomn room inside the building.
5.Occupancy Certificate to a building shall be granted only after ensuring that the CTI as per the prescribed standards is in place and an undertaking is given by the Architect or Engineer certifying that building has ensured common access to all digital infrastructure to all Service providers in accordance with plan of creation of CTI.

CONDITION:

1 TECHNICAL APPROVAL IS HERE BY ACCORDED FOR ___ <<REs/Comm/others>> Building ____ << floors>> in of plot nos. __ Sy. No: __ situated at in ____ Village & ___ Mandal, ___ District in proceeding letter subject to conditions mentioned on Approved Plan Vide No.___ Dt: ___.
2 All the conditions imposed in Lr. No. ________ Dt: ___ are to be strictly followed.
3 The applicant shall construct the Building as per Sanctioned Plan if any deviations made in setbacks, the 10.00 % mortgaged Built Up Area forfeited, the technical approved building plans will be withdrawn and cancelled without notice and action will be taken as per law.
4 The Cellar/Stilt floor shall be used for parking purpose only and should not be used for any other purposes as per the G.O.Ms.No. 168 MA Dt: 07-04-2012 and its ammendments.
5 The Builder/Developer should construct sump, septic tank and underground drainage as per ISI standards. In addition to the drainage system available.
6 That the applicant shall comply the conditions laid down in the G.O.Ms.No. 168 MA Dt: 07-04-2012 and its Amended Government Orders.
7 This permission does not bar any public agency including HMDA/Local Body to acquire the lands for public purpose as per Law.
8 The Builder/Developer/Owner shall be responsible and ensure that the fire safety, structural stability requirements of the proposed complex are in accordance with the A.P Fire Services Act — 1999.
9 Automatic Sprinkler system is to be provided if the basement area exceeds 200 Sq. Mtrs Electrical wiring and installation shall be certified by the electrical engineers to Ensure electrical fire safety.
10 Transformers shall be provided with 4 hours Rating fire resistant constructions as per Rule 15 (e) of A.P Apartments (Promotion of constructions and ownership) rules, 1987.
11 If any litigations/discrepancy arises in future regarding ownership documents, the applicant is whole responsible and not made party to HMDA or its employees and plans deemed to be withdrawn and cancelled.
12 The HMWS and SB and T.S. Transco not to provide the permanent connection till to produce the occupancy certificate from the Sanctioning Authority.
13 If in case above said conditions are not adhered HMDA/Local Authority can withdraw the said permission.
14 If any cases are pending in court of law with regard to the site U/R and have adverse orders, the permission granted shall be deemed to be withdrawn and cancelled.
15 The applicant/ developer is the whole responsible if any loss of human life or any damage occurs while constructing the building and after construction of building and have no rights to claim to HMDA and its employees shall not be held as a party to any such dispute/ litigations.
16 The HMDA reserve the right to cancel the permission, if it is found that the permission is obtained by false statement or misinterpretation or suppression of any material facts or rule.

OFFICER DETAILS	
OFFICER NAME :	
DESIGNATION :	
DATE AND TIME :	
APPROVAL NO:	SEAL OF APPROVAL
DATE OF APPROVAL :	
OWNER'S SIGNATURE	ARCHITECT'S SIGNATURE
BUILDER'S SIGNATURE	STRUCTURAL ENGINEER'S SIGNATURE

Note: All dimensions are in meters.

IS3_full_bleed_4A0_(1682.00_x_2378.00_MM)