Project Title :PLAN SHOWING THE PROPOSED RESIDENTIAL BUILDING CONSISTING OF BLOCKS- A, B & C WITHSUB-CELLAR+ CELLAR+ STILT +11 UPPER FLOORS & AMENITIES BLOCK CONSISTING OF GROUND+ 3 FLOORS ON OPEN LAND, IN SURVEY NO's. 12 PART & 13, SITUATED AT MAMIDIPALLE VILLAGE, BALANAGAR MANDAL, RANGA REDDY DISTRICT, TELANGANA STATE.BELONGING TO :M/s. VAISHNAOI DEVELOPERS, (FORMERLY KNOWN AS SHAMBHAVI CONSTRUCTIONS) & OTHERSREP.BY Y.SHARATH CHANDRA & OTHER'S

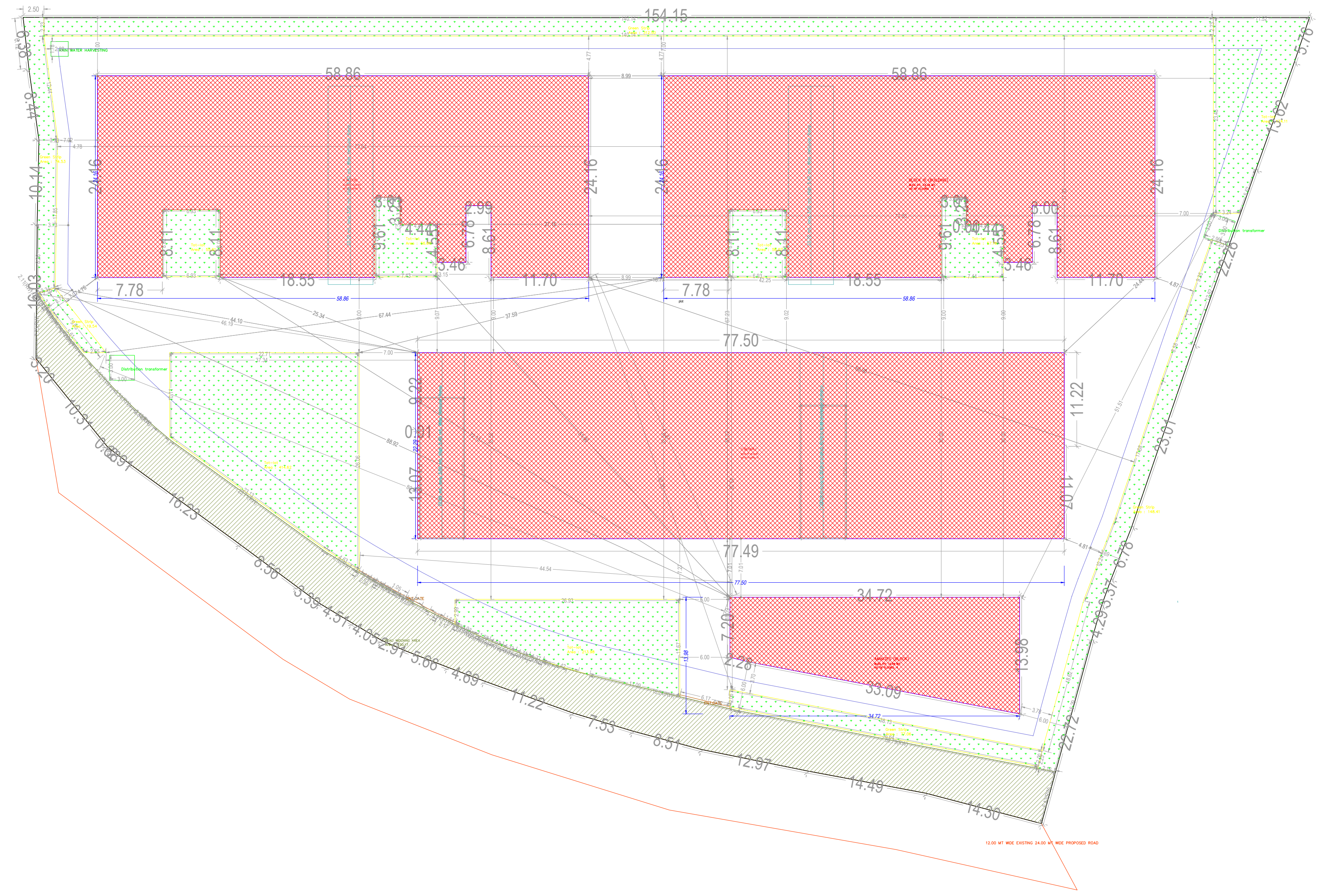

site plan
(Scale - 1:200)

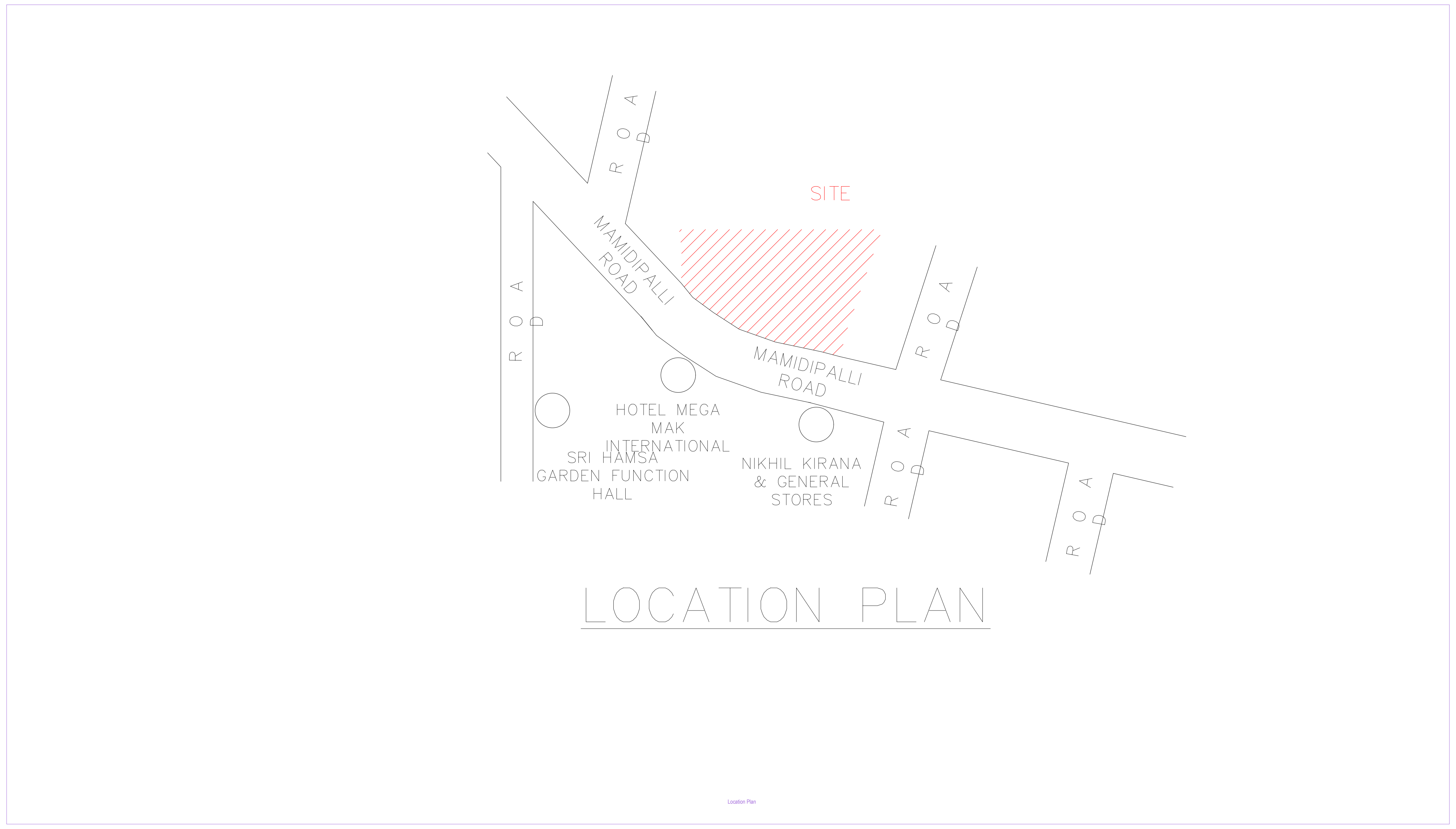
SITE
MAMIDIPALLI ROAD
MAMIDIPALLI ROAD
ROAD
ROAD
ROAD
ROAD
ROAD
HOTEL MEGA MAK INTERNATIONAL
SRI HAMSA GARDEN FUNCTION HALL
NIKHIL KIRANA & GENERAL STORES
Location Plan

LOCATION PLAN

FILE DETAILS			
LTP NAME :	VAISHNAOI INFRATECH		
LTP LICENCE NO :	CA/2017/83352	DATE :	15-08-2024
FILE NO :	TS/043482/2024	SHEET NO.:	1 / 8
SHEET NAME :	Layout Plan Details - Building Plan Details		

AREA STATEMENT	
PROJECT DETAIL	
PROJECT TYPE	Building Permission
NATURE OF DEVELOPMENT	NEW
Authority	HMDA
ULB	HMDA
LOCATION	EXTENDED AREA OF ERSTWHILE HUDA (HMDA)
SUB LOCATION	NEW AREAS / APPROVED LAYOUT AREAS
STATE	TELANGANA
Building USE	Residential
Building SUB USE	Residential
BUILDING TYPE	
AREA DETAILS	
AREA OF PLOT (Minimum)	10845.57
DEDUCTION FOR NET PLOT AREA	
ROAD AFFECTED AREA /ROAD WIDENING AREA	730.17
Total	730.17
NET AREA OF PLOT	10115.40
PROPOSED AREA DETAILS	
VACANT PLOT AREA	5465.54
TOTAL PROPOSED BUILT UP AREA EXCLUDING PARKING	43082.22
TOTAL PROPOSED BUILT UP AREA INCLUDING PARKING	63448.54

Color Notes

COLOR INDEX	
PLOT BOUNDARY	■
ABUTTING ROAD	🟩
PROPOSED CONSTRUCTION	🟥
COMMON PLOT	🟩
ROAD WIDENING AREA	🟨
EXISTING (To be retained)	🟦
EXISTING (To be demolished)	🟨

BUILDING USE / BUILDING SUBUSE DETAIL

BUILDING NAME	BUILDING USE	BUILDING SUBUSE	BUILDING TYPE	FLOOR DETAILS
C (BLOCK)	Residential	Residential	NA	2 Cellars + 1 Stilt + 11 upper floors
BLOCK B (BUILDING)	Residential	Residential	NA	2 Cellars + 1 Stilt + 11 upper floors
A (BLOCK)	Residential	Residential	NA	2 Cellars + 1 Stilt + 11 upper floors
AMINITES (BLOCK)	Commercial	Shop	NA	2 Cellars + 1 Ground + 3 upper floors

NET BUILT UP AREA AND DWELLING UNITS DETAILS

BUILDING NAME	NO OF BLDG	TOTAL BUA	DEDUCTIONS		ADDITIONS	NET BUA		TNMTS.	PARKING AREA	NET PARKING
			VOID	ACCES.	BAL.	RESI.	COMM.			
C (BLOCK)	1	34941.58	738.91	273.45	53.46	15907.37	0.00	132	17988.21	17988.21
BLOCK B (BUILDING)	1	14231.48	140.62	32.03	0.00	12904.45	0.00	99	1186.41	1186.41
A (BLOCK)	1	14230.67	143.79	23.30	0.00	12895.18	0.00	99	1191.70	1191.70
AMINITES (BLOCK)	1	1486.41	102.19	9.00	0.00	0.00	1375.22	00	0.00	0.00
GRAND TOTAL	4	64890.14	1125.51	337.78	53.46	41707.00	1375.22	330.00	20366.32	20366.32

Mortgage Area Details

Type of Mortgage	Building Name	Floor Name	Proposed Carpet Area Name	Mortgage Area(Sq.mt.)	
				Required	Proposed
Built Up Area to Mortgage	C (BLOCK), BLOCK B (BUILDING), A (BLOCK)	ELEVENTH FLOOR PLAN, TYPICAL -10, 11 FLOOR PLAN, TYPICAL -10, 11 FLOOR PLAN	15, 16, 17, 18, 18, 17, 16, 15, 14, 13, 12, 11, 10, 10, 11, 12, 13, 14, 15, 16, 17, 18	4308.23 (10%)	4338.65

REQUIRED PARKING

Building Name	Type	Subuse	Proposed Net Built-Up Area	Parking Percentage	Visitor Parking Percentage	Req. Parking Area(Sq.Mts.)
C (BLOCK)	Residential	Residential	- - - - - -	3181.48 (20 %)	318.15 (10 %)	3499.63
BLOCK B (BUILDING)	Residential	Residential	- - - - - -	2580.89 (20 %)	258.09 (10 %)	2838.98
A (BLOCK)	Residential	Residential	- - - - - -	2579.04 (20 %)	257.90 (10 %)	2836.94
AMINITES (BLOCK)	Commercial	Shop	1375.22	412.56 (30 %)	41.26 (10 %)	453.82

Parking Check

Vehicle Type	Required	Proposed Area(Sq.mt.)
Parking Area	8753.97	20366.32
Visitor's Car Parking	875.40	1147.43
On Site	-	0.00
Total	9629.37	20366.32
No of Cars Proposed	413	

GENERAL CONDITIONS:

1.A dual piping system is a type of plumbing system where two separate sets of pipes are installed to distribute water in a building. One set of pipes carries potable or drinking water, while the other set of pipes carries non-potable or reclaimed water. The potable water pipes are connected to the main water supply and distribute water for drinking, cooking, and bathing. The non-potable or reclaimed water pipes carry water that has been treated and recycled from sources like rainwater, greywater from sinks and showers, or treated wastewater.
2.Parking places in buildings shall be provided with Electric Vehicle Charging Infrastructure as per Central Electricity Authority (CEA) Technical Requirements for Connection of Distributed Generation Sources, CEA Measures of Safety Regulations, 2010 and Ministry of Power Consolidated Guidelines and Standards for EV Charging Infrastructure, as amended from time to time".
3.For Constructions over 10,000 Sq.mt and above and in case of Group Housing Buildings where there are 100 units and above, the plumbing arrangement shall be made in a way that the potable water shall be used for drinking, cooking and bathing only and for rest of the uses, provision for dual piping system shall be made.
4.New building constructions shall have to properly demarcate sections within buildings and on rooftops for housing Broadband/digital connectivity infrastructure / antenna. These areas should have access to power supply for reliable, always on services. Further, Computer Telephony Integration (CTI) of a building shall include the common duct to access the common space used as telecomn room inside the building.
5.Occupancy Certificate to a building shall be granted only after ensuring that the CTI as per the prescribed standards is in place and an undertaking is given by the Architect or Engineer certifying that building has ensured common access to all digital infrastructure to all Service providers in accordance with plan of creation of CTI.

CONDITION:

1 TECHNICAL APPROVAL IS HERE BY ACCORDED FOR ___ <<REs/Comm/others>> Building ____ << floors>> in of plot nos. __ Sy. No: __ situated at in ____ Village & ___ Mandal, ___ District in proceeding letter subject to conditions mentioned on Approved Plan Vide No.___ Dt: ___.
2 All the conditions imposed in Lr. No. ________ Dt: ___ are to be strictly followed.
3 The applicant shall construct the Building as per Sanctioned Plan if any deviations made in setbacks, the 10.00 % mortgaged Built Up Area forfeited, the technical approved building plans will be withdrawn and cancelled without notice and action will be taken as per law.
4 The Cellar/Stilt floor shall be used for parking purpose only and should not be used for any other purposes as per the G.O.Ms.No. 168 MA Dt: 07-04-2012 and its ammendments.
5 The Builder/Developer should construct sump, septic tank and underground drainage as per ISI standards. In addition to the drainage system available.
6 That the applicant shall comply the conditions laid down in the G.O.Ms.No. 168 MA Dt: 07-04-2012 and its Amended Government Orders.
7 This permission does not bar any public agency including HMDA/Local Body to acquire the lands for public purpose as per Law.
8 The Builder/Developer/Owner shall be responsible and ensure that the fire safety, structural stability requirements of the proposed complex are in accordance with the A.P Fire Services Act — 1999.
9 Automatic Sprinkler system is to be provided if the basement area exceeds 200 Sq. Mtrs Electrical wiring and installation shall be certified by the electrical engineers to Ensure electrical fire safety.
10 Transformers shall be provided with 4 hours Rating fire resistant constructions as per Rule 15 (e) of A.P Apartments (Promotion of constructions and ownership) rules, 1987.
11 If any litigations/discrepancy arises in future regarding ownership documents, the applicant is whole responsible and not made party to HMDA or its employees and plans deemed to be withdrawn and cancelled.
12 The HMWS and SB and T.S. Transco not to provide the permanent connection till to produce the occupancy certificate from the Sanctioning Authority.
13 If in case above said conditions are not adhered HMDA/Local Authority can withdraw the said permission.
14 If any cases are pending in court of law with regard to the site U/R and have adverse orders, the permission granted shall be deemed to be withdrawn and cancelled.
15 The applicant/ developer is the whole responsible if any loss of human life or any damage occurs while constructing the building and after construction of building and have no rights to claim to HMDA and its employees shall not be held as a party to any such dispute/ litigations.
16 The HMDA reserve the right to cancel the permission, if it is found that the permission is obtained by false statement or misinterpretation or suppression of any material facts or rule.

OFFICER DETAILS
OFFICER NAME :
DESIGNATION :
DATE AND TIME :

APPROVAL NO:	SEAL OF APPROVAL
DATE OF APPROVAL :	
OWNER'S SIGNATURE	ARCHITECT'S SIGNATURE
BUILDER'S SIGNATURE	STRUCTURAL ENGINEER'S SIGNATURE

Note: All dimensions are in meters.

ISO_full_bleed_4A0_(1682.00_x_2378.00_MM)

Project Title :PLAN SHOWING THE PROPOSED RESIDENTIAL BUILDING CONSISTING OF BLOCKS- A, B & C WITHSUB-CELLAR+ CELLAR+ STILT +11 UPPER FLOORS & AMENITIES BLOCK CONSISTING OF GROUND+ 3 FLOORS ON OPEN LAND, IN SURVEY NO's. 12 PART & 13, SITUATED AT MAMIDIPALLE VILLAGE, BALANAGAR MANDAL, RANGA REDDY DISTRICT, TELANGANA STATE.BELONGING TO :M/s. VAISHNAOI DEVELOPERS, (FORMERLY KNOWN AS SHAMBHAVI CONSTRUCTIONS) & OTHERSREP.BY Y.SHARATH CHANDRA & OTHER'S

FILE DETAILS		
LTP NAME : VAISHNAOI INFRATECH		
LTP LICENCE NO : CA/2017/83352		DATE : 15-08-2024
FILE NO : TS/043482/2024		SHEET NO.: 2 / 8
SHEET NAME : Building Plan Details		

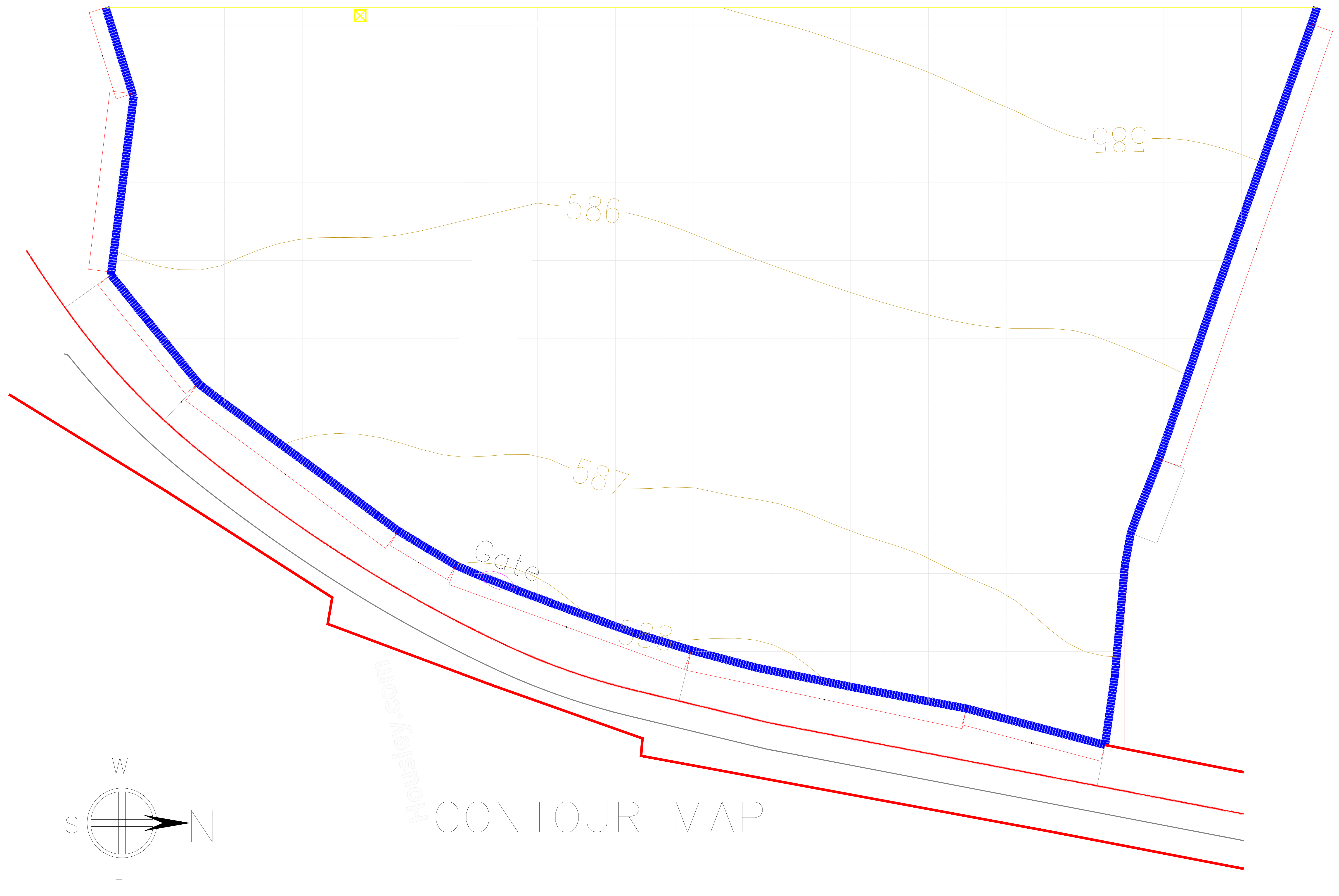

CONTOUR MAP

Contours

Housiey.com

GENERAL CONDITIONS:

1.A dual piping system is a type of plumbing system where two separate sets of pipes are installed to distribute water in a building. One set of pipes carries potable or drinking water, while the other set of pipes carries non-potable or reclaimed water. The potable water pipes are connected to the main water supply and distribute water for drinking, cooking, and bathing. The non-potable or reclaimed water pipes carry water that has been treated and recycled from sources like rainwater, greywater from sinks and showers, or treated wastewater.
2.Parking places in buildings shall be provided with Electric Vehicle Charging Infrastructure as per Central Electricity Authority (CEA) Technical Requirements for Connection of Distributed Generation Sources, CEA Measures of Safety Regulations, 2010 and Ministry of Power Consolidated Guidelines and Standards for EV Charging Infrastructure, as amended from time to time".
3.For Constructions over 10,000 Sq.mt and above and in case of Group Housing Buildings where there are 100 units and above, the plumbing arrangement shall be made in a way that the potable water shall be used for drinking, cooking and bathing only and for rest of the uses, provision for dual piping system shall be made.
4.New building constructions shall have to properly demarcate sections within buildings and on rooftops for housing Broadband/digital connectivity infrastructure / antenna. These areas should have access to power supply for reliable, always on services. Further, Computer Telephony Integration (CTI) of a building shall include the common duct to access the common space used as telecomn room inside the building.
5.Occupancy Certificate to a building shall be granted only after ensuring that the CTI as per the prescribed standards is in place and an undertaking is given by the Architect or Engineer certifying that building has ensured common access to all digital infrastructure to all Service providers in accordance with plan of creation of CTI.

CONDITION:

1 TECHNICAL APPROVAL IS HERE BY ACCORDED FOR ___ <<REs/Comm/others>> Building ____ << floors>> in of plot nos. __ Sy. No: __ situated at in ____ Village & ___ Mandal, ___ District in proceeding letter subject to conditions mentioned on Approved Plan Vide No.___ Dt: ___.
2 All the conditions imposed in Lr. No. ________ Dt: ___ are to be strictly followed.
3 The applicant shall construct the Building as per Sanctioned Plan if any deviations made in setbacks, the 10.00 % mortgaged Built Up Area forfeited, the technical approved building plans will be withdrawn and cancelled without notice and action will be taken as per law.
4 The Cellar/Stilt floor shall be used for parking purpose only and should not be used for any other purposes as per the G.O.Ms.No. 168 MA Dt: 07-04-2012 and its ammendments.
5 The Builder/Developer should construct sump, septic tank and underground drainage as per ISI standards. In addition to the drainage system available.
6 That the applicant shall comply the conditions laid down in the G.O.Ms.No. 168 MA Dt: 07-04-2012 and its Amended Government Orders.
7 This permission does not bar any public agency including HMDA/Local Body to acquire the lands for public purpose as per Law.
8 The Builder/Developer/Owner shall be responsible and ensure that the fire safety, structural stability requirements of the proposed complex are in accordance with the A.P Fire Services Act — 1999.
9 Automatic Sprinkler system is to be provided if the basement area exceeds 200 Sq. Mtrs Electrical wiring and installation shall be certified by the electrical engineers to Ensure electrical fire safety.
10 Transformers shall be provided with 4 hours Rating fire resistant constructions as per Rule 15 (e) of A.P Apartments (Promotion of constructions and ownership) rules, 1987.
11 If any litigations/discrepancy arises in future regarding ownership documents, the applicant is whole responsible and not made party to HMDA or its employees and plans deemed to be withdrawn and cancelled.
12 The HMWS and SB and T.S. Transco not to provide the permanent connection till to produce the occupancy certificate from the Sanctioning Authority.
13 If in case above said conditions are not adhered HMDA/Local Authority can withdraw the said permission.
14 If any cases are pending in court of law with regard to the site U/R and have adverse orders, the permission granted shall be deemed to be withdrawn and cancelled.
15 The applicant/ developer is the whole responsible if any loss of human life or any damage occurs while constructing the building and after construction of building and have no rights to claim to HMDA and its employees shall not be held as a party to any such dispute/ litigations.
16 The HMDA reserve the right to cancel the permission, if it is found that the permission is obtained by false statement or misinterpretation or suppression of any material facts or rule.

OFFICER DETAILS	
OFFICER NAME : DESIGNATION : DATE AND TIME :	
APPROVAL NO:	SEAL OF APPROVAL
DATE OF APPROVAL :	
OWNER'S SIGNATURE	ARCHITECT'S SIGNATURE
BUILDER'S SIGNATURE	STRUCTURAL ENGINEER'S SIGNATURE

Note: All dimensions are in meters.

ISO_full_bleed_4A0_(1682.00_x_2378.00_MM)

Project Title :PLAN SHOWING THE PROPOSED RESIDENTIAL BUILDING CONSISTING OF BLOCKS- A, B & C WITHSUB-CELLAR+ CELLAR+ STILT +11 UPPER FLOORS & AMENITIES BLOCK CONSISTING OF GROUND+ 3 FLOORS ON OPEN LAND, IN SURVEY NO's. 12 PART & 13, SITUATED AT MAMIDIPALLE VILLAGE, BALANAGAR MANDAL, RANGA REDDY DISTRICT, TELANGANA STATE.BELONGING TO :M/s. VAISHNAOI DEVELOPERS, (FORMERLY KNOWN AS SHAMBHAVI CONSTRUCTIONS) & OTHERSREP.BY Y.SHARATH CHANDRA & OTHER'S

FILE DETAILS			
LTP NAME :	VAISHNAOI INFRATECH		
LTP LICENCE NO :	CA/2017/83352	DATE :	15-08-2024
FILE NO :	TS/043482/2024	SHEET NO.:	3 / 8
SHEET NAME :	Building Plan Details		

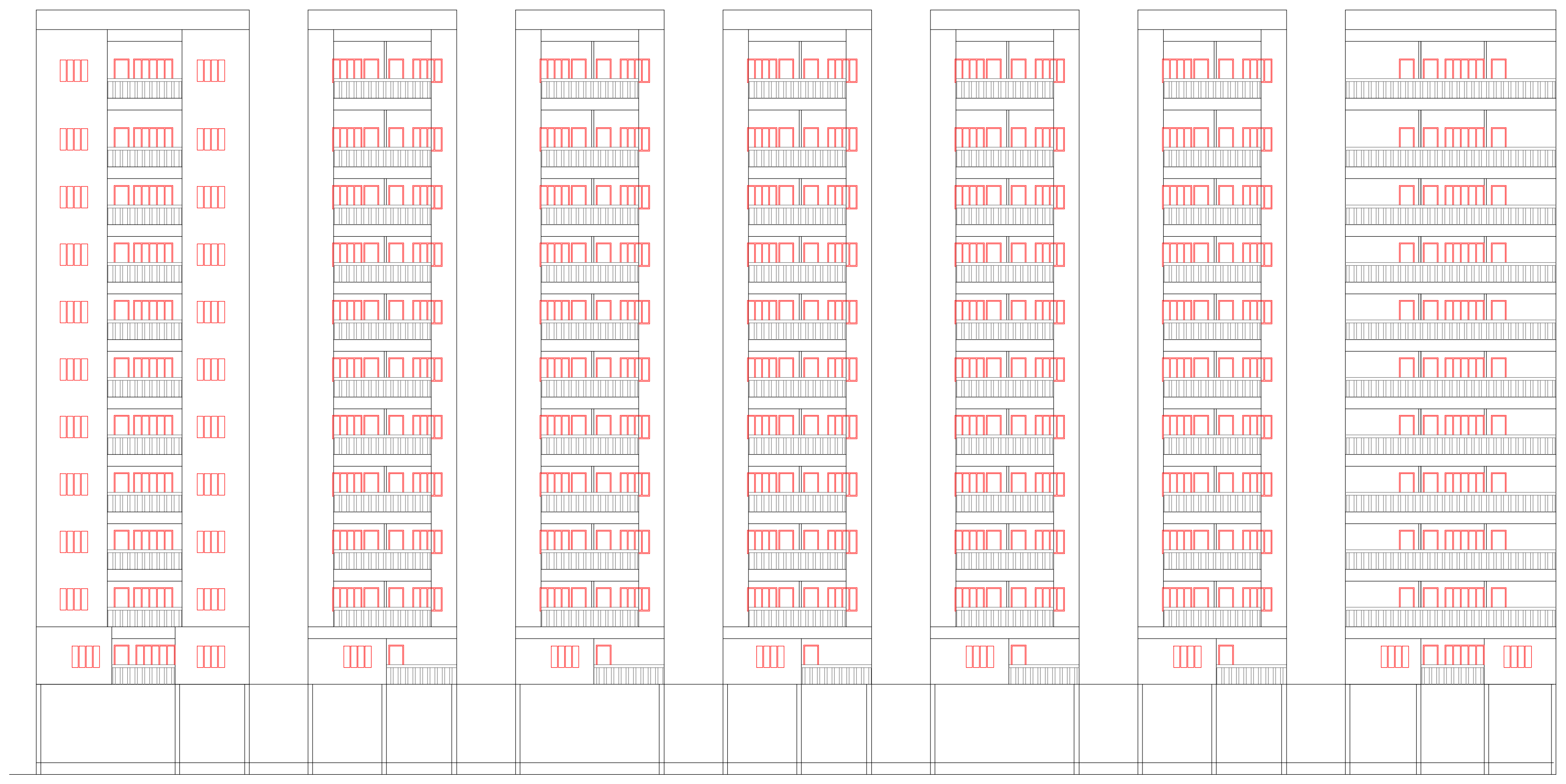

ELEVATION

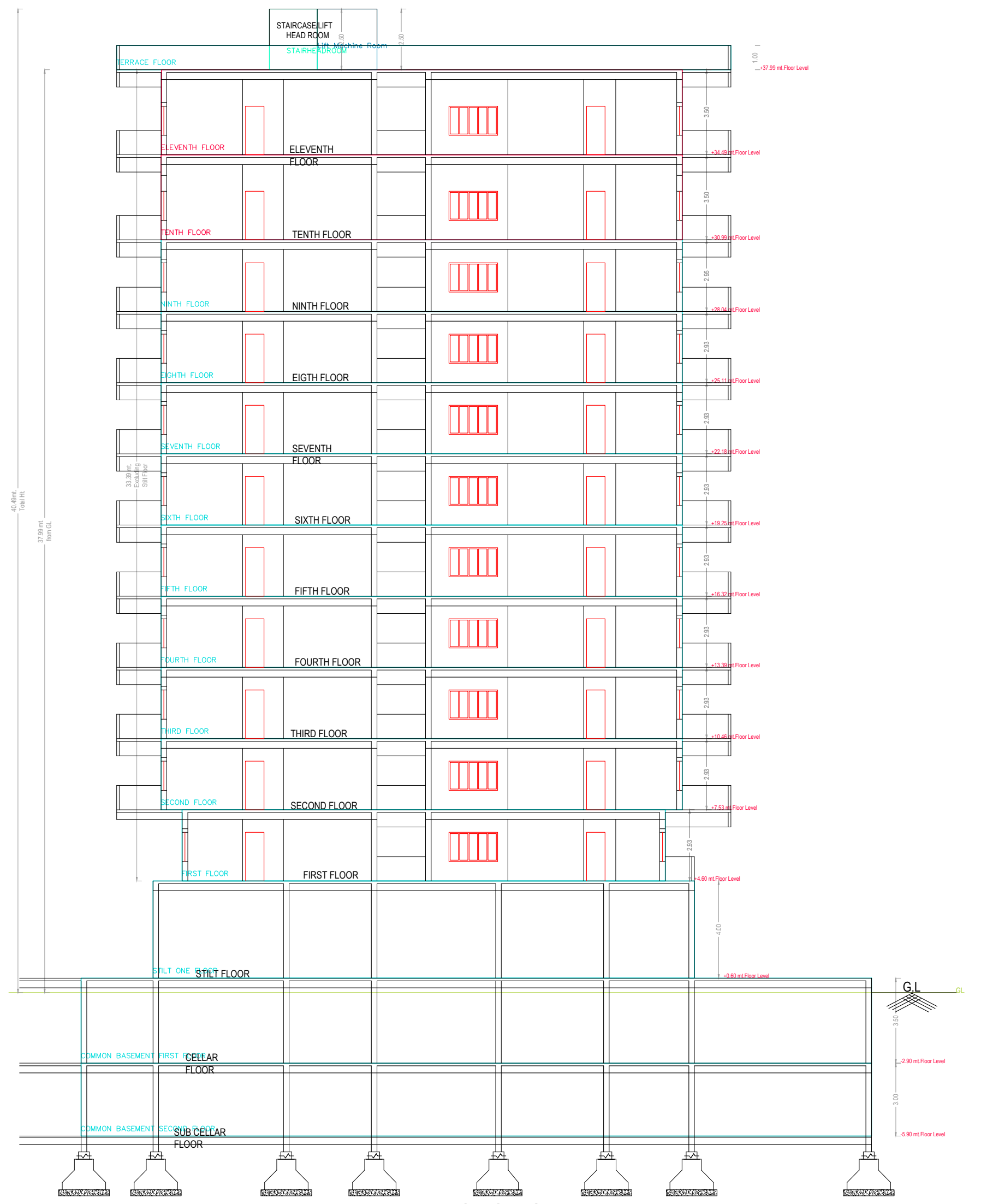

SECTION

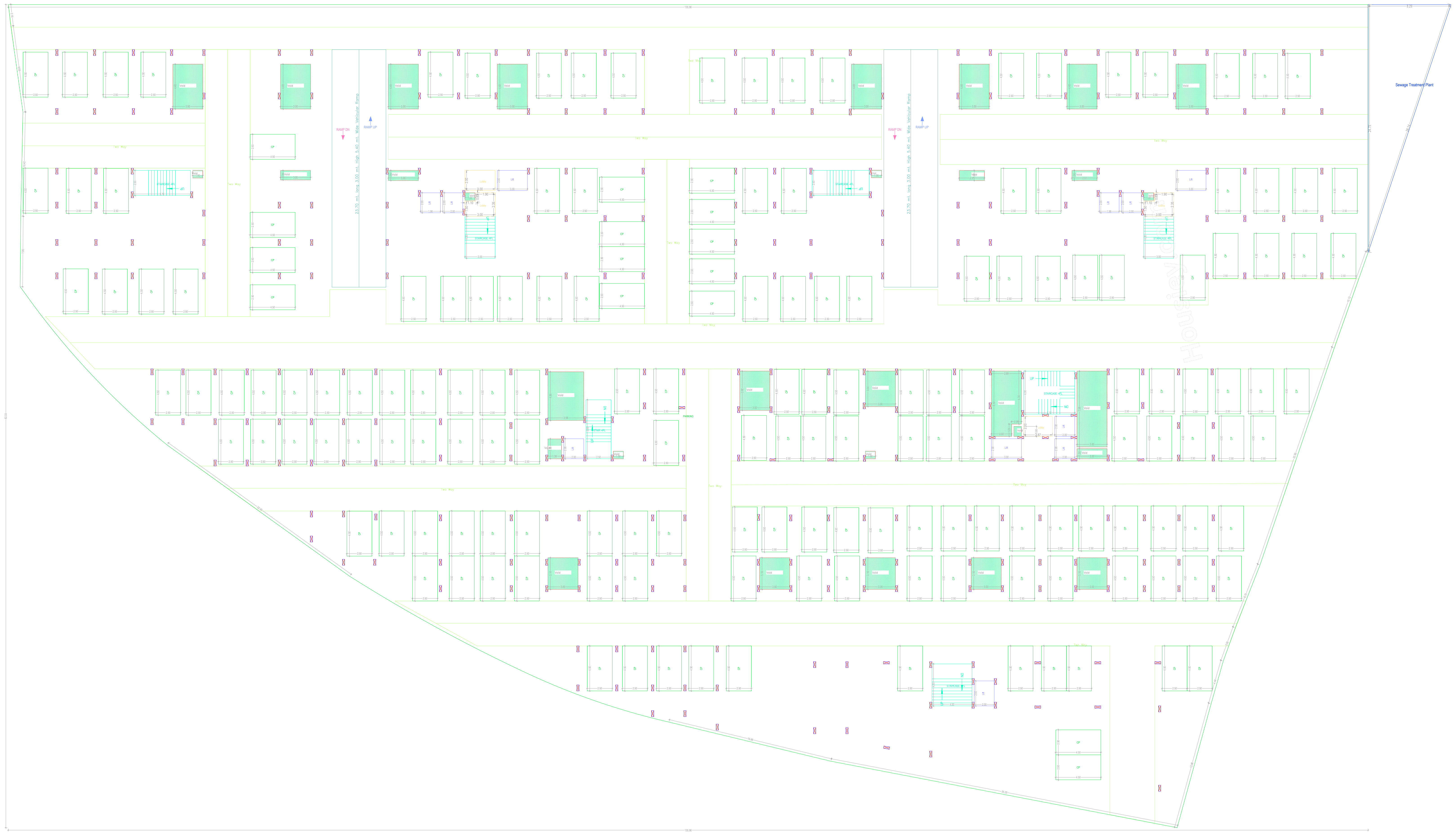

COMMON BASEMENT SECOND FLOOR PLAN
(SCALE 1:100)

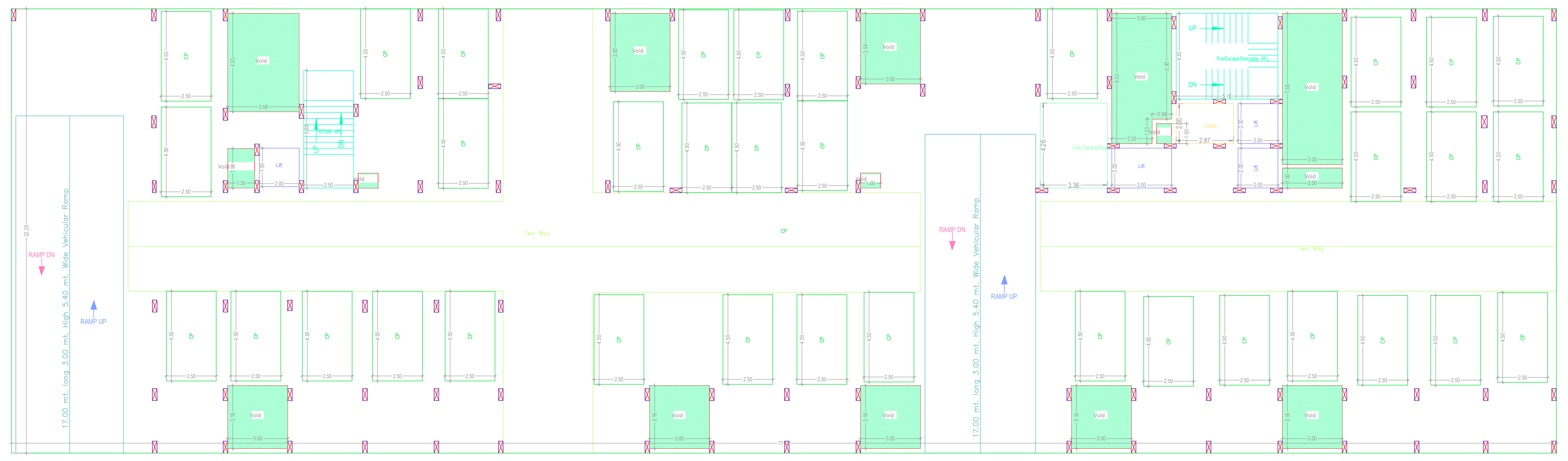

STILT ONE FLOOR PLAN
(SCALE 1:100)

BUILDING :C (BLOCK)

FLOOR NAME	TOTAL BUA	DEDUCTIONS		ADDTIONS	NET BUA	TNMTS.	PARKING AREA	NO OF STACK	NET PARKING
		VOID	ACCES.	BAL.	RESI.				
COMMON BASEMENT SECOND FLOOR	8593.10	257.63	126.70	0.00	0.00	00	8208.77	1	8208.77
COMMON BASEMENT FIRST FLOOR	8593.24	257.63	126.70	0.00	0.00	00	8208.77	1	8208.77
STILT ONE FLOOR	1707.20	136.53	20.05	0.00	0.00	00	1570.67	1	1570.67
FIRST FLOOR	1364.33	7.92	0.00	0.00	1356.41	12	0.00	0	0.00
SECOND FLOOR	1468.37	7.92	0.00	5.94	1454.50	12	0.00	0	0.00
THIRD FLOOR	1468.37	7.92	0.00	5.94	1454.50	12	0.00	0	0.00
FOURTH FLOOR	1468.37	7.92	0.00	5.94	1454.50	12	0.00	0	0.00
FIFTH FLOOR	1468.37	7.92	0.00	5.94	1454.50	12	0.00	0	0.00
SIXTH FLOOR	1468.37	7.92	0.00	5.94	1454.50	12	0.00	0	0.00
SEVENTH FLOOR	1468.37	7.92	0.00	5.94	1454.50	12	0.00	0	0.00
EIGHTH FLOOR	1468.37	7.92	0.00	5.94	1454.50	12	0.00	0	0.00
NINTH FLOOR	1468.37	7.92	0.00	5.94	1454.50	12	0.00	0	0.00
TENTH FLOOR	1468.37	7.92	0.00	5.94	1454.50	12	0.00	0	0.00
ELEVENTH FLOOR	1468.38	7.92	0.00	0.00	1460.46	12	0.00	0	0.00
TERRACE FLOOR	0.00	0.00	0.00	0.00	0.00	00	0.00	0	0.00
TOTAL	34941.58	738.91	273.45	53.46	15907.37	132	17988.21		17988.21
TOTAL NO OF BLDG	1								
TOTAL	34941.58	738.91	273.45	53.46	15907.37	132	17988.21		17988.21

ISO_full_bleed_4A0_(1682.00_x_2378.00_MM)

Balcony Calculations Table

FLOOR NAME	SIZE	TOTAL AREA
FIRST FLOOR PLAN	1.20 X 3.35 X 2	48.29
	1.20 X 3.36 X 6	
	1.20 X 3.44 X 1	
	1.20 X 3.48 X 1	
	1.20 X 3.23 X 2	
ELEVENTH FLOOR PLAN	2.00 X 3.23 X 1	109.53
	2.00 X 3.81 X 1	
	1.51 X 3.95 X 1	
	1.50 X 2.59 X 5	
	1.50 X 2.29 X 5	
	1.50 X 3.85 X 2	
	1.83 X 3.75 X 1	
	1.50 X 3.86 X 1	
	1.50 X 3.78 X 1	
	1.50 X 3.82 X 1	
	1.83 X 3.81 X 1	
	1.50 X 3.74 X 1	
	1.50 X 3.55 X 1	
TYPICAL - 2-10 FLOOR PLAN	2.00 X 3.23 X 1 X 9	985.59
	2.00 X 3.81 X 1 X 9	
	1.51 X 3.95 X 1 X 9	
	1.50 X 2.59 X 5 X 9	
	1.50 X 2.29 X 5 X 9	
	1.50 X 3.85 X 2 X 9	
	1.83 X 3.75 X 1 X 9	
	1.50 X 3.86 X 1 X 9	
	1.50 X 3.78 X 1 X 9	
	1.50 X 3.82 X 1 X 9	
	1.83 X 3.81 X 1 X 9	
	1.50 X 3.74 X 1 X 9	
	1.50 X 3.55 X 1 X 9	
Total	-	1143.41

SCHEDULE OF JOINERY

BUILDING NAME	NAME	L X H	NOS
C (BLOCK)	D	0.76 X 2.10	149
C (BLOCK)	D	0.88 X 2.10	22
C (BLOCK)	D	0.89 X 2.10	11
C (BLOCK)	D	0.90 X 2.10	728
C (BLOCK)	D	1.10 X 2.10	132

SCHEDULE OF JOINERY

BUILDING NAME	NAME	L X H	NOS
C (BLOCK)	v	0.76 X 2.00	264
C (BLOCK)	w	1.19 X 2.20	01
C (BLOCK)	w	1.33 X 2.20	01
C (BLOCK)	w	1.50 X 2.00	121
C (BLOCK)	w	1.50 X 2.20	90
C (BLOCK)	w	2.00 X 2.00	66
C (BLOCK)	w	2.00 X 2.20	509

ADDITIONAL FLOOR TABLE

Floor Name	Proposed Floor Area
ELEVENTH FLOOR	1460.46
TENTH FLOOR	1460.45

GENERAL CONDITIONS:

1.A dual piping system is a type of plumbing system where two separate sets of pipes are installed to distribute water in a building. One set of pipes carries potable or drinking water, while the other set of pipes carries non-potable or reclaimed water. The potable water pipes are connected to the main water supply and distribute water for drinking, cooking, and bathing. The non-potable or reclaimed water pipes carry water that has been treated and recycled from sources like rainwater, greywater from sinks and showers, or treated wastewater.
2.Parking places in buildings shall be provided with Electric Vehicle Charging Infrastructure as per Central Electricity Authority (CEA) Technical Requirements for Connection of Distributed Generation Sources, CEA Measures of Safety Regulations, 2010 and Ministry of Power Consolidated Guidelines and Standards for EV Charging Infrastructure, as amended from time to time".
3.For Constructions over 10,000 Sq.mt and above and in case of Group Housing Buildings where there are 100 units and above, the plumbing arrangement shall be made in a way that the potable water shall be used for drinking, cooking and bathing only and for rest of the uses, provision for dual piping system shall be made.
4.New building constructions shall have to properly demarcate sections within buildings and on rooftops for housing Broadband/digital connectivity infrastructure / antenna. These areas should have access to power supply for reliable, always on services. Further, Computer Telephony Integration (CTI) of a building shall include the common duct to access the common space used as telecomn room inside the building.
5.Occupancy Certificate to a building shall be granted only after ensuring that the CTI as per the prescribed standards is in place and an undertaking is given by the Architect or Engineer certifying that building has ensured common access to all digital infrastructure to all Service providers in accordance with plan of creation of CTI.

CONDITION:

1 TECHNICAL APPROVAL IS HERE BY ACCORDED FOR ___ <<REs/Comm/others>> Building ____ << floors>> in of plot nos. __ Sy. No: __ situated at in ____ Village & ___ Mandal, ___ District in proceeding letter subject to conditions mentioned on Approved Plan Vide No.___ Dt: ___.
2 All the conditions imposed in Lr. No. ________ Dt: ___ are to be strictly followed.
3 The applicant shall construct the Building as per Sanctioned Plan if any deviations made in setbacks, the 10.00 % mortgaged Built Up Area forfeited, the technical approved building plans will be withdrawn and cancelled without notice and action will be taken as per law.
4 The Cellar/Stilt floor shall be used for parking purpose only and should not be used for any other purposes as per the G.O.Ms.No. 168 MA Dt: 07-04-2012 and its ammendments.
5 The Builder/Developer should construct sump, septic tank and underground drainage as per ISI standards. In addition to the drainage system available.
6 That the applicant shall comply the conditions laid down in the G.O.Ms.No. 168 MA Dt: 07-04-2012 and its Amended Government Orders.
7 This permission does not bar any public agency including HMDA/Local Body to acquire the lands for public purpose as per Law.
8 The Builder/Developer/Owner shall be responsible and ensure that the fire safety, structural stability requirements of the proposed complex are in accordance with the A.P Fire Services Act — 1999.
9 Automatic Sprinkler system is to be provided if the basement area exceeds 200 Sq. Mtrs Electrical wiring and installation shall be certified by the electrical engineers to Ensure electrical fire safety.
10 Transformers shall be provided with 4 hours Rating fire resistant constructions as per Rule 15 (e) of A.P Apartments (Promotion of constructions and ownership) rules, 1987.
11 If any litigations/discrepancy arises in future regarding ownership documents, the applicant is whole responsible and not made party to HMDA or its employees and plans deemed to be withdrawn and cancelled.
12 The HMWS and SB and T.S. Transco not to provide the permanent connection till to produce the occupancy certificate from the Sanctioning Authority.
13 If in case above said conditions are not adhered HMDA/Local Authority can withdraw the said permission.
14 If any cases are pending in court of law with regard to the site U/R and have adverse orders, the permission granted shall be deemed to be withdrawn and cancelled.
15 The applicant/ developer is the whole responsible if any loss of human life or any damage occurs while constructing the building and after construction of building and have no rights to claim to HMDA and its employees shall not be held as a party to any such dispute/ litigations.
16 The HMDA reserve the right to cancel the permission, if it is found that the permission is obtained by false statement or misinterpretation or suppression of any material facts or rule.

OFFICER DETAILS
OFFICER NAME :
DESIGNATION :
DATE AND TIME :

APPROVAL NO:	SEAL OF APPROVAL
DATE OF APPROVAL :	
OWNER'S SIGNATURE	ARCHITECT'S SIGNATURE
BUILDER'S SIGNATURE	STRUCTURAL ENGINEER'S SIGNATURE

Note: All dimensions are in meters.

Project Title :PLAN SHOWING THE PROPOSED RESIDENTIAL BUILDING CONSISTING OF BLOCKS- A, B & C WITHSUB-CELLAR+ CELLAR+ STILT +11 UPPER FLOORS & AMENITIES BLOCK CONSISTING OF GROUND+ 3 FLOORS ON OPEN LAND, IN SURVEY NO's. 12 PART & 13, SITUATED AT MAMIDIPALLE VILLAGE, BALANAGAR MANDAL, RANGA REDDY DISTRICT, TELANGANA STATE.BELONGING TO :M/s. VAISHNAOI DEVELOPERS, (FORMERLY KNOWN AS SHAMBHAVI CONSTRUCTIONS) & OTHERSREP.BY Y.SHARATH CHANDRA & OTHER'S

FILE DETAILS			
LTP NAME :	VAISHNAOI INFRATECH		
LTP LICENCE NO :	CA/2017/83352	DATE :	15-08-2024
FILE NO :	TS/043482/2024	SHEET NO.:	4 / 8
SHEET NAME :	Building Plan Details		

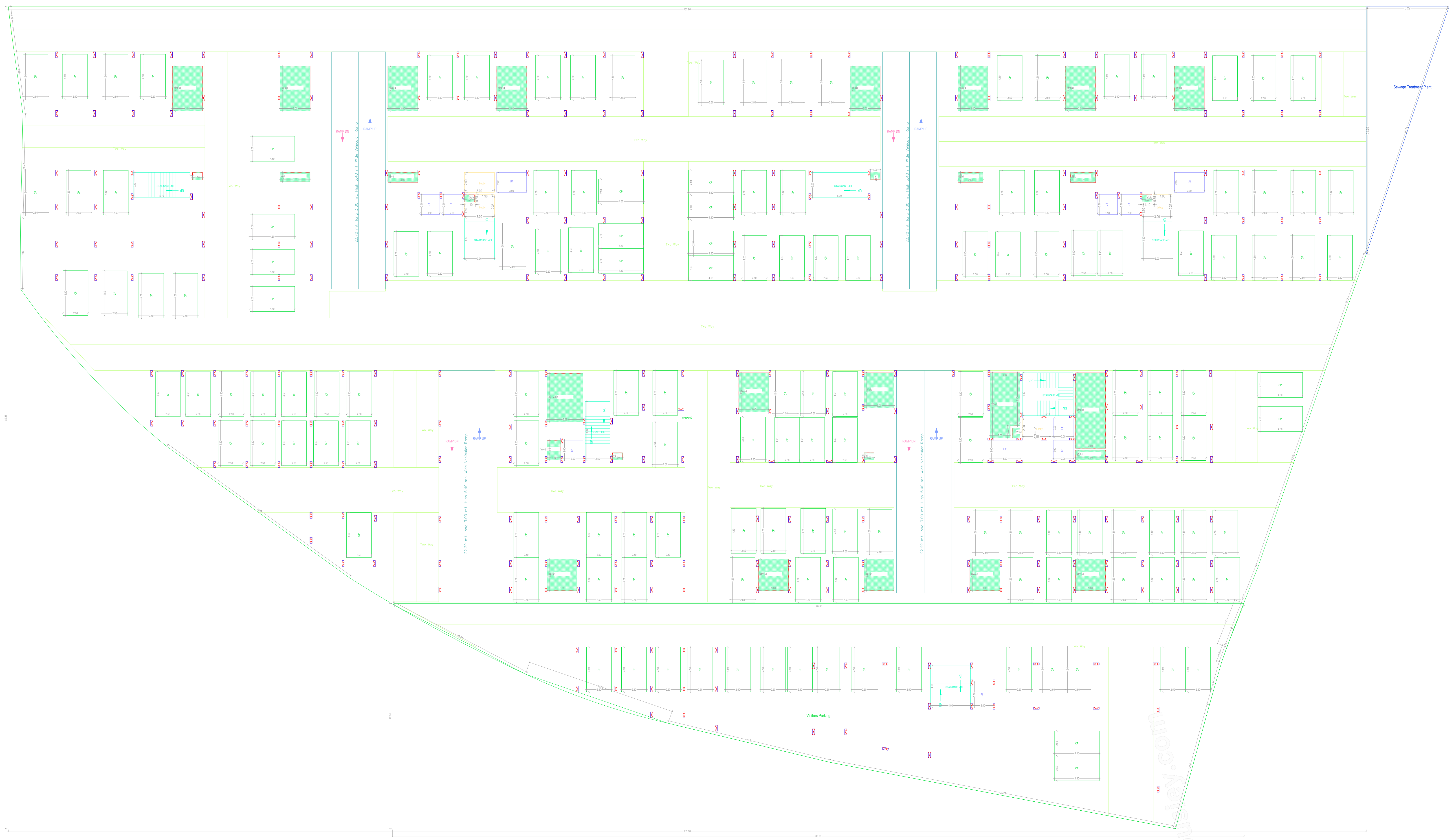

COMMON BASEMENT FIRST FLOOR PLAN
(SCALE 1:100)

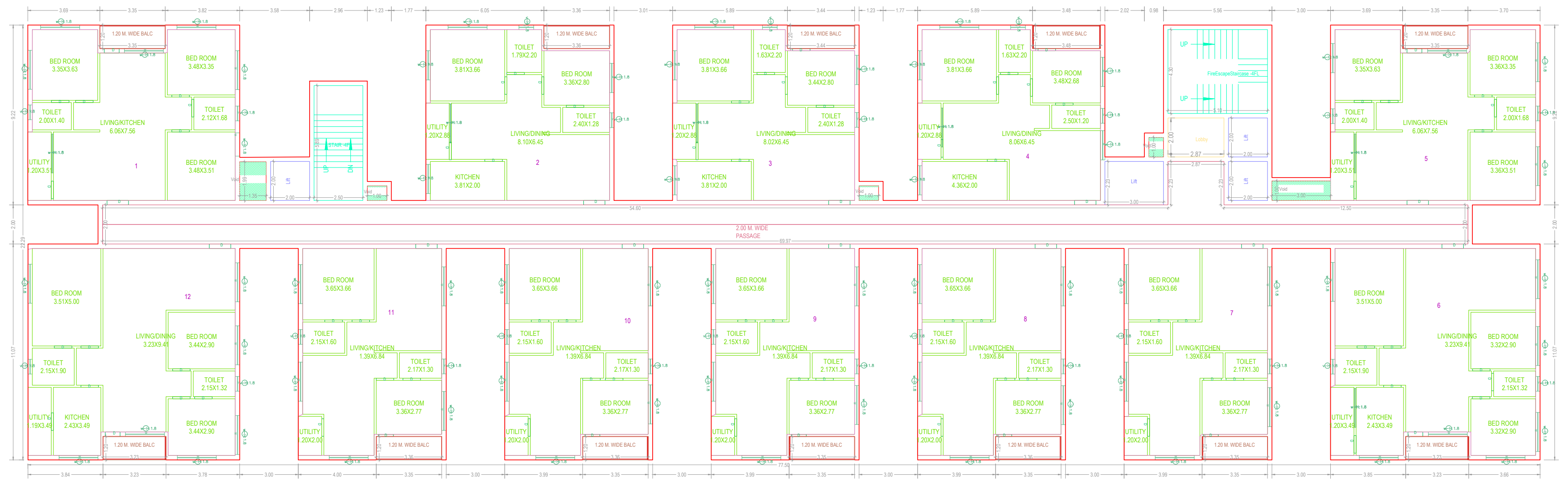

FIRST FLOOR PLAN
(Proposed)
(SCALE 1:100)

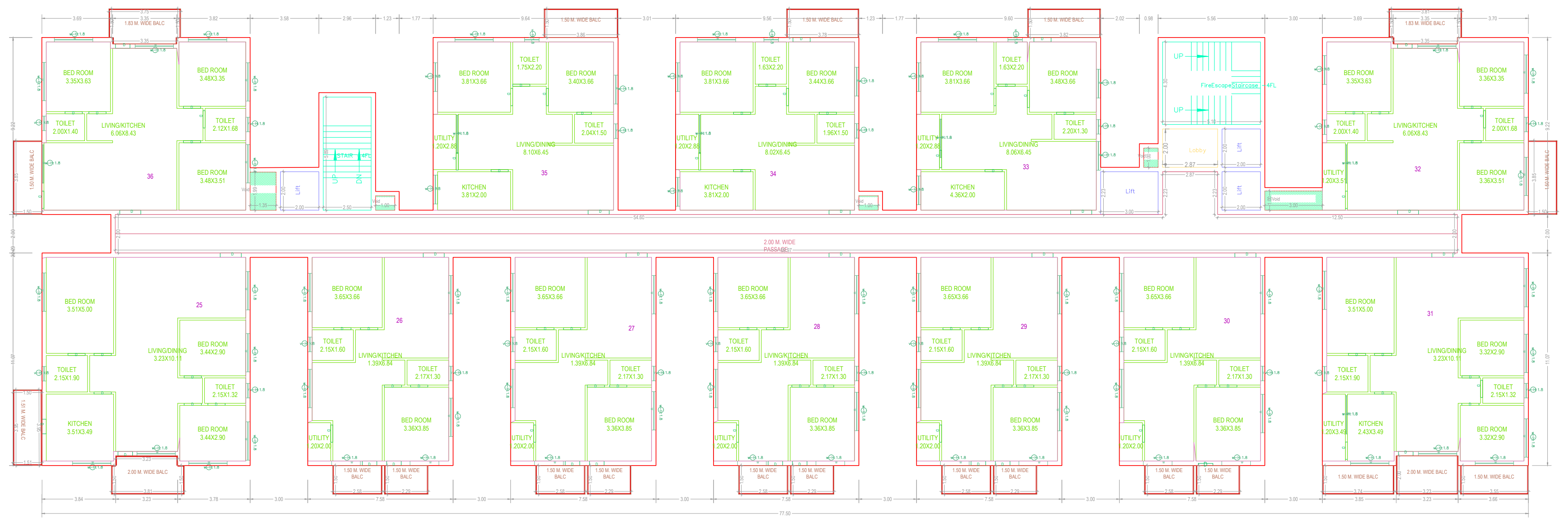

TYPICAL - 2-10 FLOOR PLAN
(Proposed)
(SCALE 1:100)

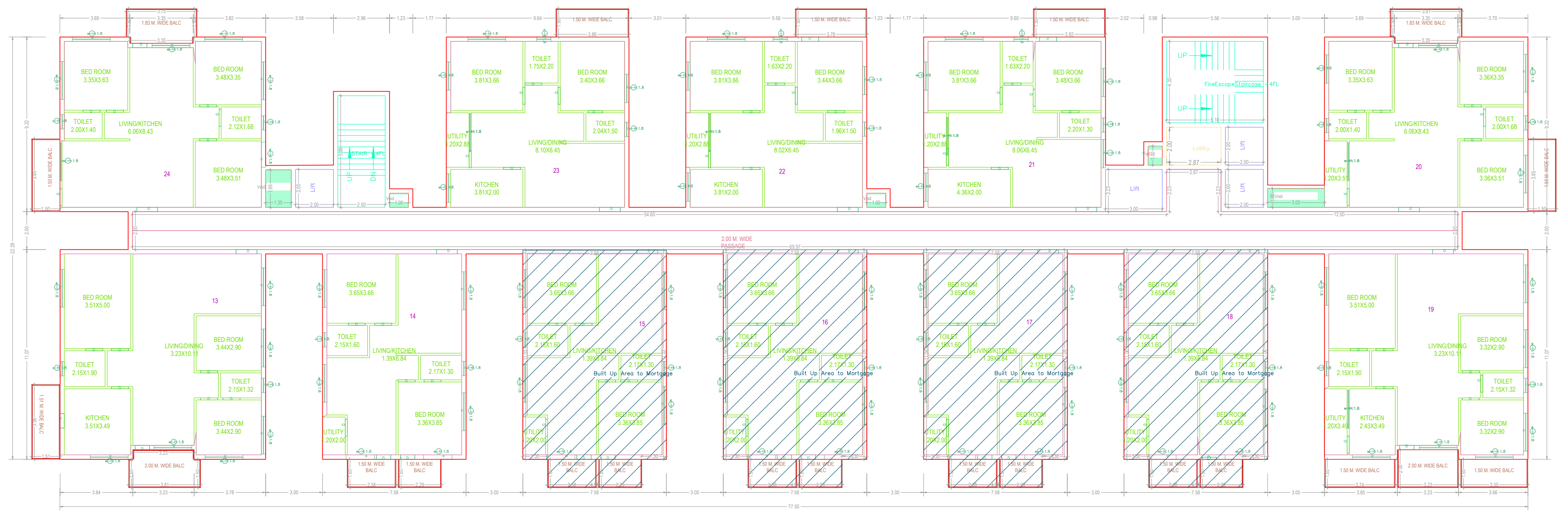

ELEVENTH FLOOR PLAN
(Proposed)
(SCALE 1:100)

GENERAL CONDITIONS:

1.A dual piping system is a type of plumbing system where two separate sets of pipes are installed to distribute water in a building. One set of pipes carries potable or drinking water, while the other set of pipes carries non-potable or reclaimed water. The potable water pipes are connected to the main water supply and distribute water for drinking, cooking, and bathing. The non-potable or reclaimed water pipes carry water that has been treated and recycled from sources like rainwater, greywater from sinks and showers, or treated wastewater.
2.Parking places in buildings shall be provided with Electric Vehicle Charging Infrastructure as per Central Electricity Authority (CEA) Technical Requirements for Connection of Distributed Generation Sources, CEA Measures of Safety Regulations, 2010 and Ministry of Power Consolidated Guidelines and Standards for EV Charging Infrastructure, as amended from time to time".
3.For Constructions over 10,000 Sq.mt and above and in case of Group Housing Buildings where there are 100 units and above, the plumbing arrangement shall be made in a way that the potable water shall be used for drinking, cooking and bathing only and for rest of the uses, provision for dual piping system shall be made.
4.New building constructions shall have to properly demarcate sections within buildings and on rooftops for housing Broadband/digital connectivity infrastructure / antenna. These areas should have access to power supply for reliable, always on services. Further, Computer Telephony Integration (CTI) of a building shall include the common duct to access the common space used as telecomn room inside the building.
5.Occupancy Certificate to a building shall be granted only after ensuring that the CTI as per the prescribed standards is in place and an undertaking is given by the Architect or Engineer certifying that building has ensured common access to all digital infrastructure to all Service providers in accordance with plan of creation of CTI.

CONDITION:

1 TECHNICAL APPROVAL IS HERE BY ACCORDED FOR ___ <<REs/Comm/others>> Building ____ << floors>> in of plot nos. __ Sy. No: __ situated at in ____ Village & ___ Mandal, ___ District in proceeding letter subject to conditions mentioned on Approved Plan Vide No.___ Dt: ___.
2 All the conditions imposed in Lr. No. ________ Dt: ___ are to be strictly followed.
3 The applicant shall construct the Building as per Sanctioned Plan if any deviations made in setbacks, the 10.00 % mortgaged Built Up Area forfeited, the technical approved building plans will be withdrawn and cancelled without notice and action will be taken as per law.
4 The Cellar/Stilt floor shall be used for parking purpose only and should not be used for any other purposes as per the G.O.Ms.No. 168 MA Dt: 07-04-2012 and its ammendments.
5 The Builder/Developer should construct sump, septic tank and underground drainage as per ISI standards. In addition to the drainage system available.
6 That the applicant shall comply the conditions laid down in the G.O.Ms.No. 168 MA Dt: 07-04-2012 and its Amended Government Orders.
7 This permission does not bar any public agency including HMDA/Local Body to acquire the lands for public purpose as per Law.
8 The Builder/Developer/Owner shall be responsible and ensure that the fire safety, structural stability requirements of the proposed complex are in accordance with the A.P Fire Services Act — 1999.
9 Automatic Sprinkler system is to be provided if the basement area exceeds 200 Sq. Mtrs Electrical wiring and installation shall be certified by the electrical engineers to Ensure electrical fire safety.
10 Transformers shall be provided with 4 hours Rating fire resistant constructions as per Rule 15 (e) of A.P Apartments (Promotion of constructions and ownership) rules, 1987.
11 If any litigations/discrepancy arises in future regarding ownership documents, the applicant is whole responsible and not made party to HMDA or its employees and plans deemed to be withdrawn and cancelled.
12 The HMWS and SB and T.S. Transco not to provide the permanent connection till to produce the occupancy certificate from the Sanctioning Authority.
13 If in case above said conditions are not adhered HMDA/Local Authority can withdraw the said permission.
14 If any cases are pending in court of law with regard to the site U/R and have adverse orders, the permission granted shall be deemed to be withdrawn and cancelled.
15 The applicant/ developer is the whole responsible if any loss of human life or any damage occurs while constructing the building and after construction of building and have no rights to claim to HMDA and its employees shall not be held as a party to any such dispute/ litigations.
16 The HMDA reserve the right to cancel the permission, if it is found that the permission is obtained by false statement or misinterpretation or suppression of any material facts or rule.

OFFICER DETAILS
OFFICER NAME :
DESIGNATION :
DATE AND TIME :

APPROVAL NO:	SEAL OF APPROVAL
DATE OF APPROVAL :	
OWNER'S SIGNATURE	ARCHITECT'S SIGNATURE
BUILDER'S SIGNATURE	STRUCTURAL ENGINEER'S SIGNATURE

Note: All dimensions are in meters.

ISO_full_bleed_4A0_(1682.00_x_2378.00_MM)

Project Title :PLAN SHOWING THE PROPOSED RESIDENTIAL BUILDING CONSISTING OF BLOCKS- A, B & C WITHSUB-CELLAR+ CELLAR+ STILT +11 UPPER FLOORS & AMENITIES BLOCK CONSISTING OF GROUND+ 3 FLOORS ON OPEN LAND, IN SURVEY NO's. 12 PART & 13, SITUATED AT MAMIDIPALLE VILLAGE, BALANAGAR MANDAL, RANGA REDDY DISTRICT, TELANGANA STATE.BELONGING TO :M/s. VAISHNAOI DEVELOPERS, (FORMERLY KNOWN AS SHAMBHAVI CONSTRUCTIONS) & OTHERSREP.BY Y.SHARATH CHANDRA & OTHER'S

FILE DETAILS			
LTP NAME :	VAISHNAOI INFRATECH		
LTP LICENCE NO :	CA/2017/83352	DATE :	15-08-2024
FILE NO :	TS/043482/2024	SHEET NO.:	5 / 8
SHEET NAME :	Building Plan Details		

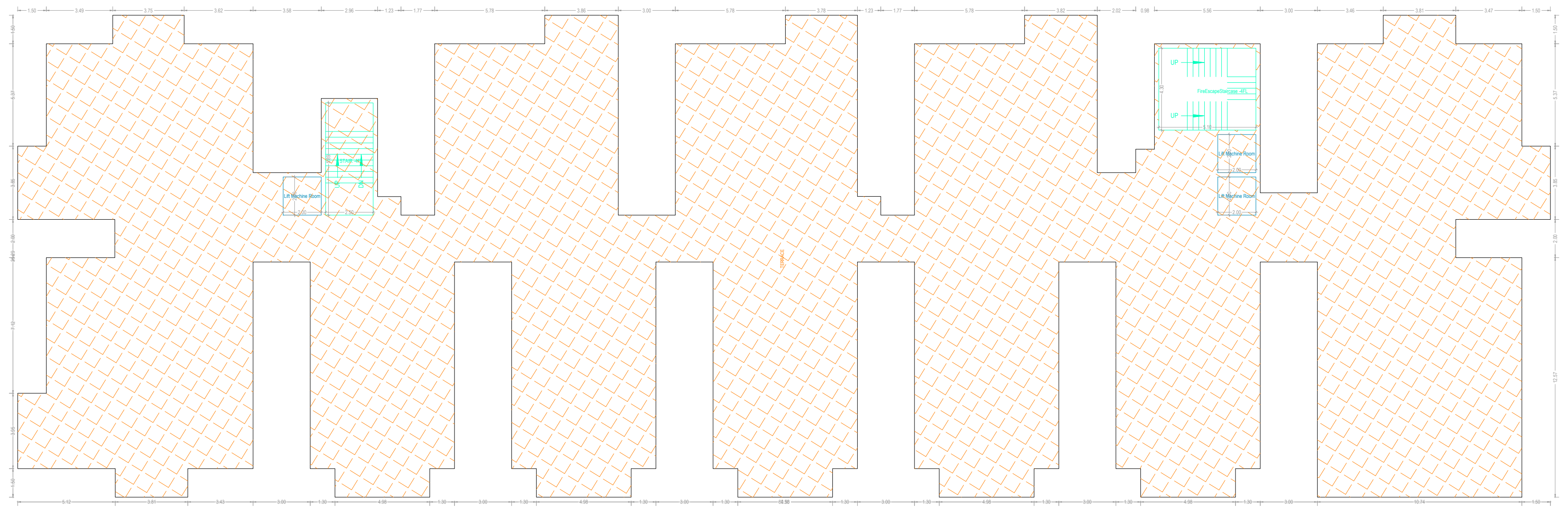

TERRACE FLOOR PLAN
(SCALE 1:100)

Housiey.com

GENERAL CONDITIONS:

1.A dual piping system is a type of plumbing system where two separate sets of pipes are installed to distribute water in a building. One set of pipes carries potable or drinking water, while the other set of pipes carries non-potable or reclaimed water. The potable water pipes are connected to the main water supply and distribute water for drinking, cooking, and bathing. The non-potable or reclaimed water pipes carry water that has been treated and recycled from sources like rainwater, greywater from sinks and showers, or treated wastewater.
2.Parking places in buildings shall be provided with Electric Vehicle Charging Infrastructure as per Central Electricity Authority (CEA) Technical Requirements for Connection of Distributed Generation Sources, CEA Measures of Safety Regulations, 2010 and Ministry of Power Consolidated Guidelines and Standards for EV Charging Infrastructure, as amended from time to time".
3.For Constructions over 10,000 Sq.mt and above and in case of Group Housing Buildings where there are 100 units and above, the plumbing arrangement shall be made in a way that the potable water shall be used for drinking, cooking and bathing only and for rest of the uses, provision for dual piping system shall be made.
4.New building constructions shall have to properly demarcate sections within buildings and on rooftops for housing Broadband/digital connectivity infrastructure / antenna. These areas should have access to power supply for reliable, always on services. Further, Computer Telephony Integration (CTI) of a building shall include the common duct to access the common space used as telecomn room inside the building.
5.Occupancy Certificate to a building shall be granted only after ensuring that the CTI as per the prescribed standards is in place and an undertaking is given by the Architect or Engineer certifying that building has ensured common access to all digital infrastructure to all Service providers in accordance with plan of creation of CTI.

CONDITION:

1 TECHNICAL APPROVAL IS HERE BY ACCORDED FOR ___ <<REs/Comm/others>> Building ____ << floors>> in of plot nos. __ Sy. No: __ situated at in ____ Village & ___ Mandal, ___ District in proceeding letter subject to conditions mentioned on Approved Plan Vide No.___ Dt: ___.
2 All the conditions imposed in Lr. No. ________ Dt: ___ are to be strictly followed.
3 The applicant shall construct the Building as per Sanctioned Plan if any deviations made in setbacks, the 10.00 % mortgaged Built Up Area forfeited, the technical approved building plans will be withdrawn and cancelled without notice and action will be taken as per law.
4 The Cellar/Stilt floor shall be used for parking purpose only and should not be used for any other purposes as per the G.O.Ms.No. 168 MA Dt: 07-04-2012 and its ammendments.
5 The Builder/Developer should construct sump, septic tank and underground drainage as per ISI standards. In addition to the drainage system available.
6 That the applicant shall comply the conditions laid down in the G.O.Ms.No. 168 MA Dt: 07-04-2012 and its Amended Government Orders.
7 This permission does not bar any public agency including HMDA/Local Body to acquire the lands for public purpose as per Law.
8 The Builder/Developer/Owner shall be responsible and ensure that the fire safety, structural stability requirements of the proposed complex are in accordance with the A.P Fire Services Act — 1999.
9 Automatic Sprinkler system is to be provided if the basement area exceeds 200 Sq. Mtrs Electrical wiring and installation shall be certified by the electrical engineers to Ensure electrical fire safety.
10 Transformers shall be provided with 4 hours Rating fire resistant constructions as per Rule 15 (e) of A.P Apartments (Promotion of constructions and ownership) rules, 1987.
11 If any litigations/discrepancy arises in future regarding ownership documents, the applicant is whole responsible and not made party to HMDA or its employees and plans deemed to be withdrawn and cancelled.
12 The HMWS and SB and T.S. Transco not to provide the permanent connection till to produce the occupancy certificate from the Sanctioning Authority.
13 If in case above said conditions are not adhered HMDA/Local Authority can withdraw the said permission.
14 If any cases are pending in court of law with regard to the site U/R and have adverse orders, the permission granted shall be deemed to be withdrawn and cancelled.
15 The applicant/ developer is the whole responsible if any loss of human life or any damage occurs while constructing the building and after construction of building and have no rights to claim to HMDA and its employees shall not be held as a party to any such dispute/ litigations.
16 The HMDA reserve the right to cancel the permission, if it is found that the permission is obtained by false statement or misinterpretation or suppression of any material facts or rule.

OFFICER DETAILS
OFFICER NAME :
DESIGNATION :
DATE AND TIME :

APPROVAL NO:	SEAL OF APPROVAL
DATE OF APPROVAL :	
OWNER'S SIGNATURE	ARCHITECT'S SIGNATURE
BUILDER'S SIGNATURE	STRUCTURAL ENGINEER'S SIGNATURE

Note: All dimensions are in meters.

ISO_full_bleed_4A0_(1682.00_x_2378.00_MM)

Project Title :PLAN SHOWING THE PROPOSED RESIDENTIAL BUILDING CONSISTING OF BLOCKS- A, B & C WITHSUB-CELLAR+ CELLAR+ STILT +11 UPPER FLOORS & AMENITIES BLOCK CONSISTING OF GROUND+ 3 FLOORS ON OPEN LAND, IN SURVEY NO's. 12 PART & 13, SITUATED AT MAMIDIPALLE VILLAGE, BALANAGAR MANDAL, RANGA REDDY DISTRICT, TELANGANA STATE.BELONGING TO :M/s. VAISHNAOI DEVELOPERS, (FORMERLY KNOWN AS SHAMBHAVI CONSTRUCTIONS) & OTHERSREP.BY Y.SHARATH CHANDRA & OTHER'S

FILE DETAILS			
LTP NAME :	VAISHNAOI INFRATECH		
LTP LICENCE NO :	CA/2017/83352	DATE :	15-08-2024
FILE NO :	TS/043482/2024	SHEET NO.:	6 / 8
SHEET NAME :	Building Plan Details		

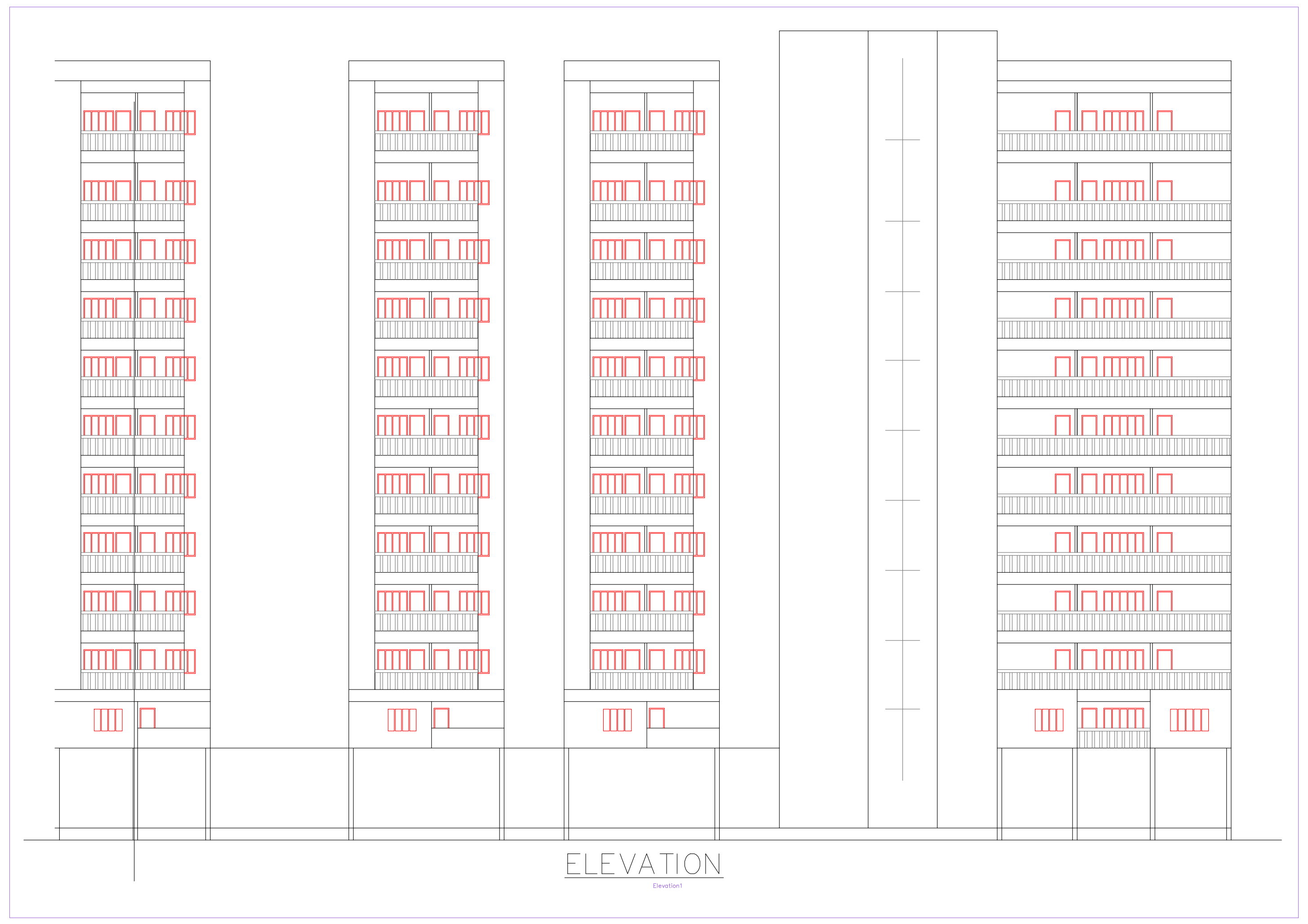

ELEVATION

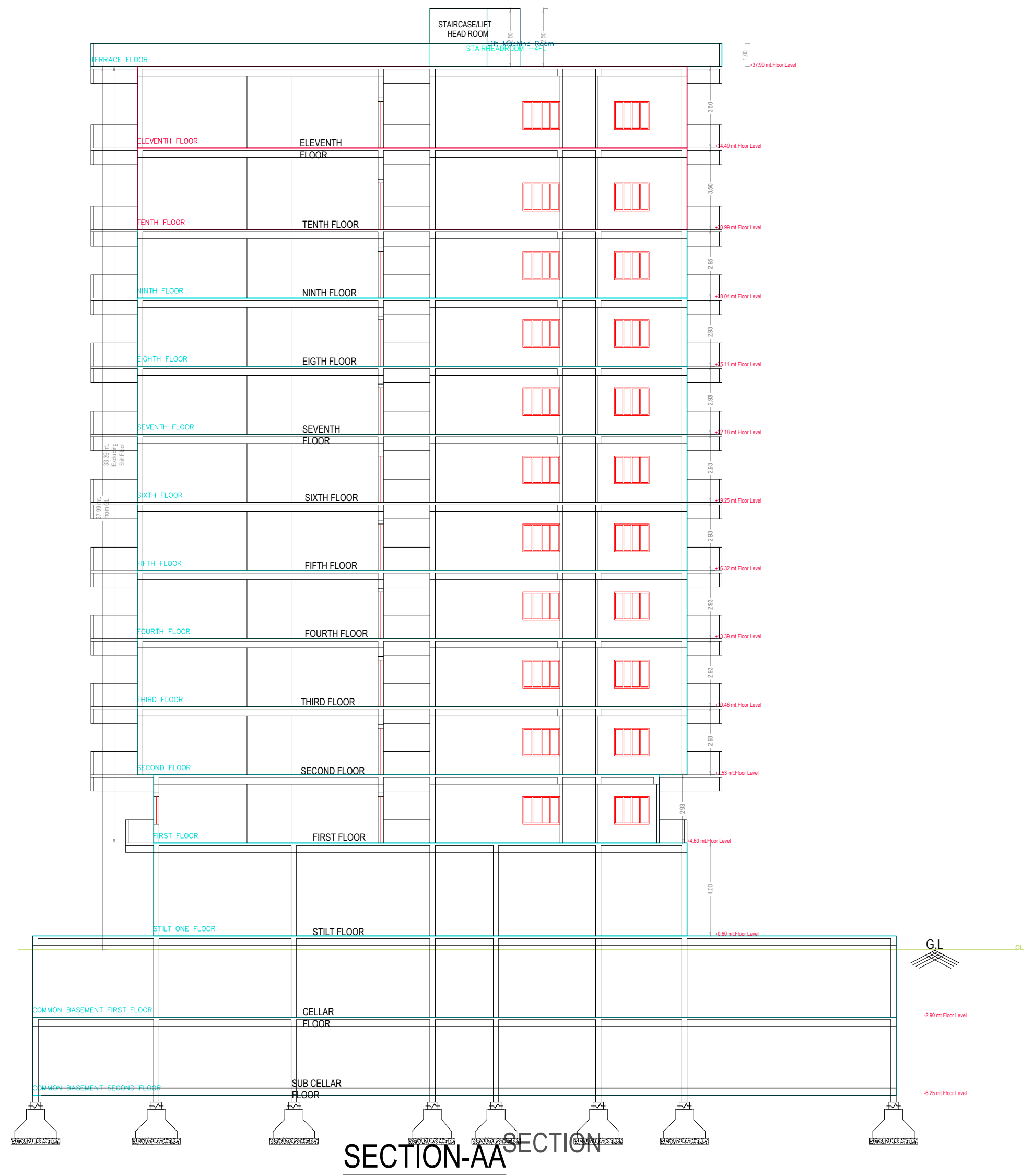

SECTION-AA

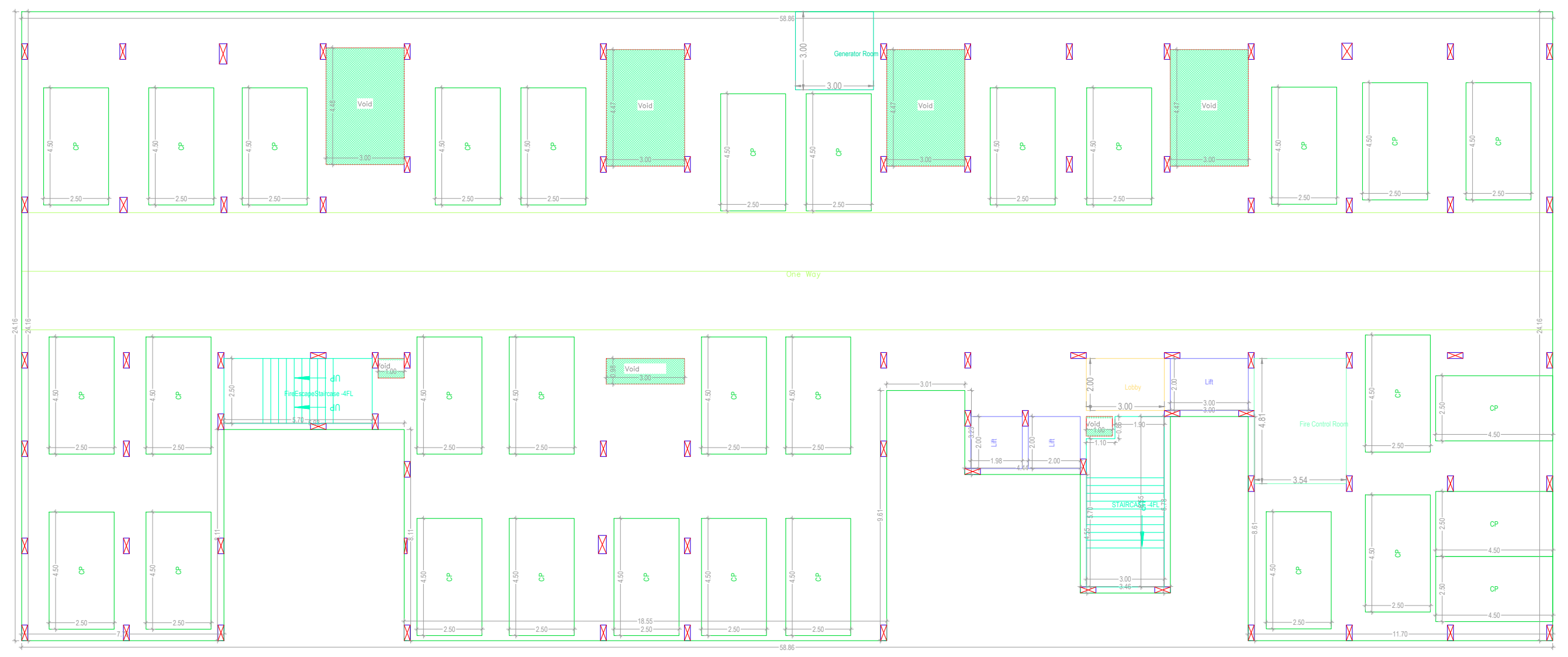

STILT ONE FLOOR PLAN
(SCALE 1:100)

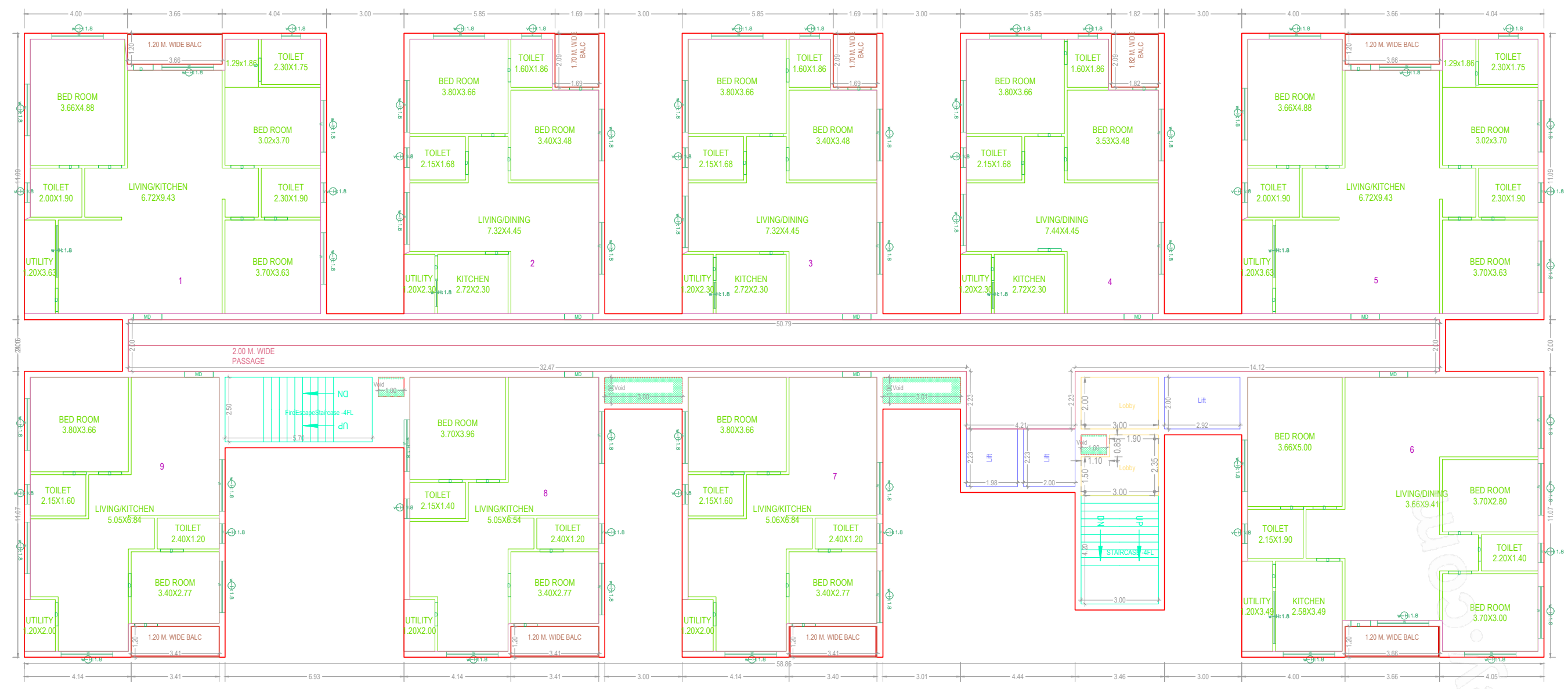

FIRST FLOOR PLAN
(Proposed)
(SCALE 1:100)

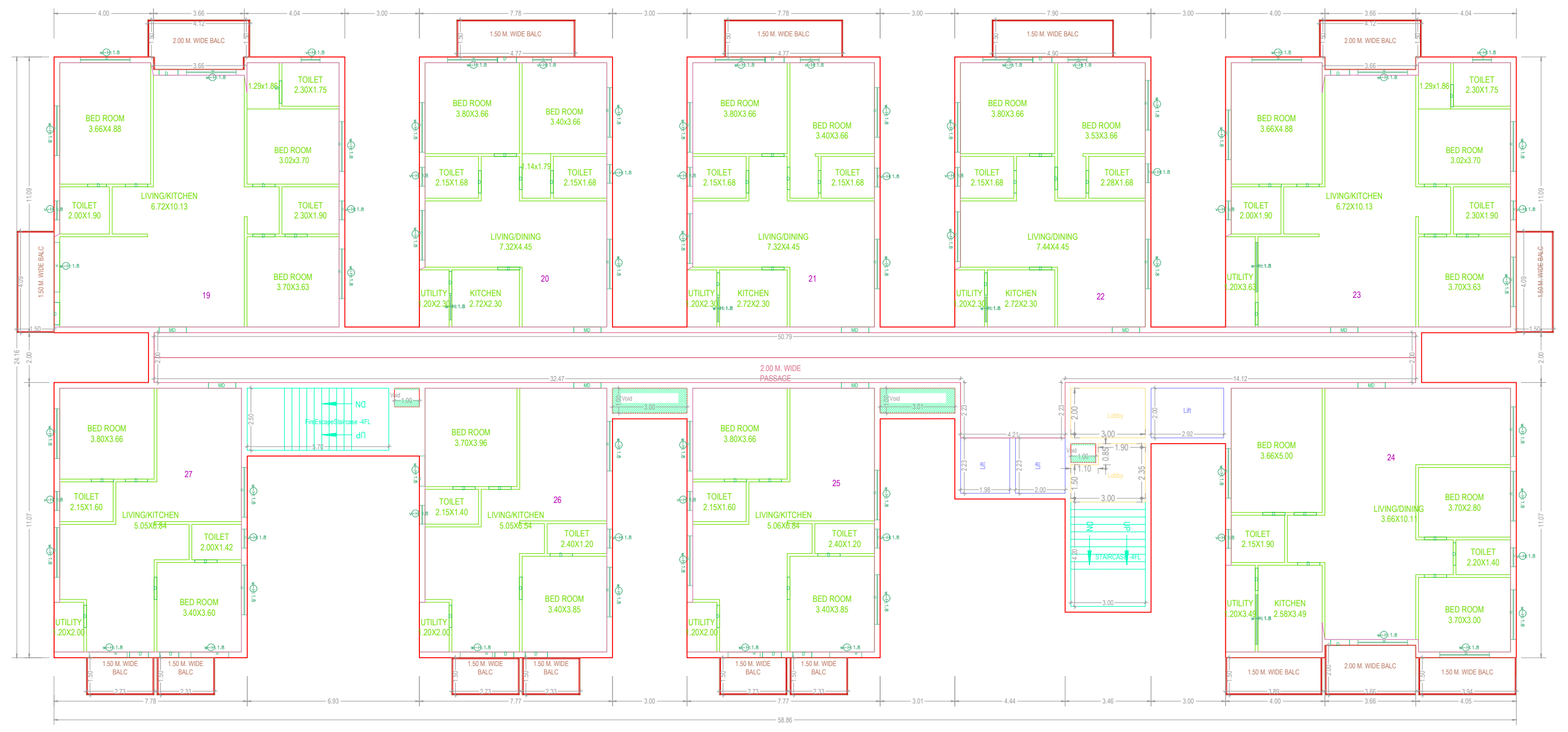

TYPICAL -2-9 FLOOR PLAN
(Proposed)
(SCALE 1:100)

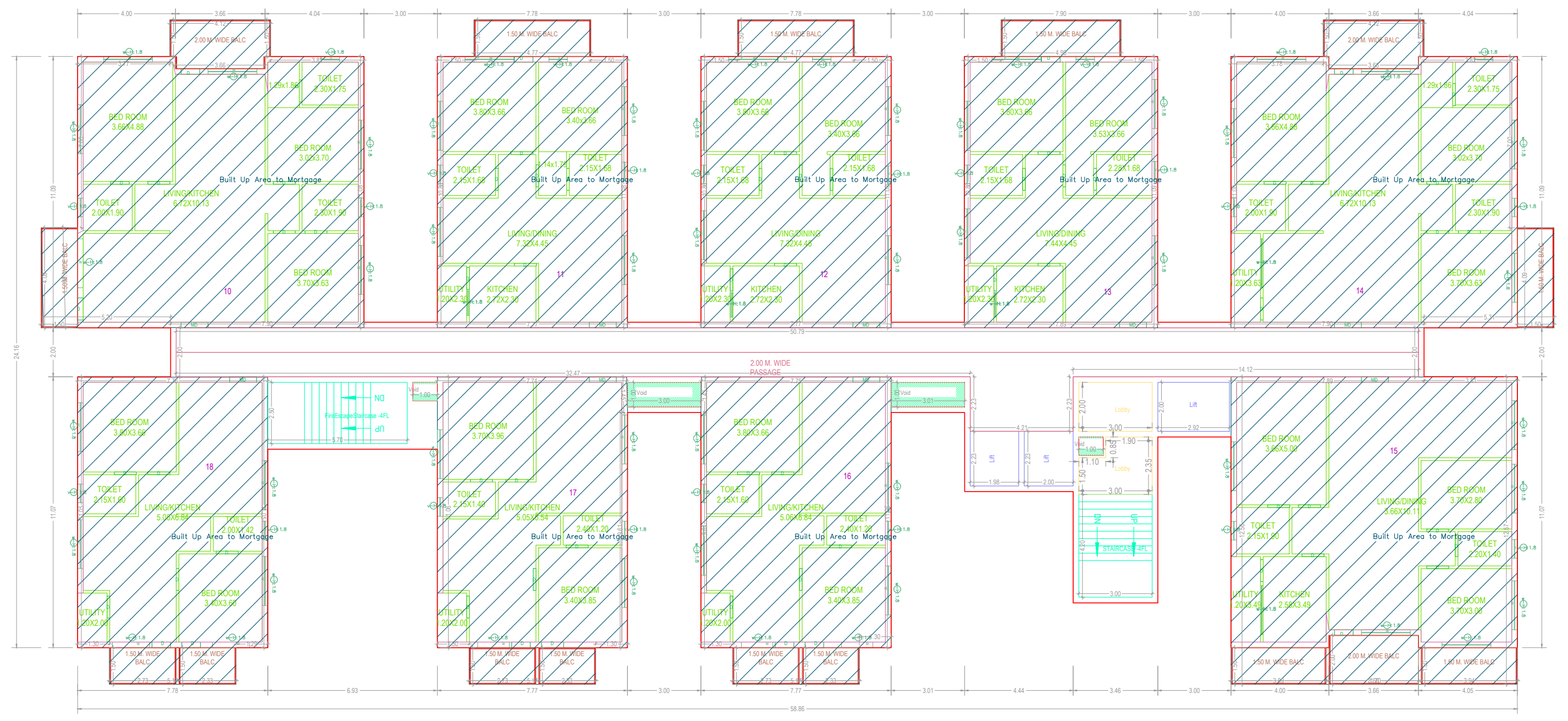

TYPICAL -10, 11 FLOOR PLAN
(Proposed)
(SCALE 1:100)

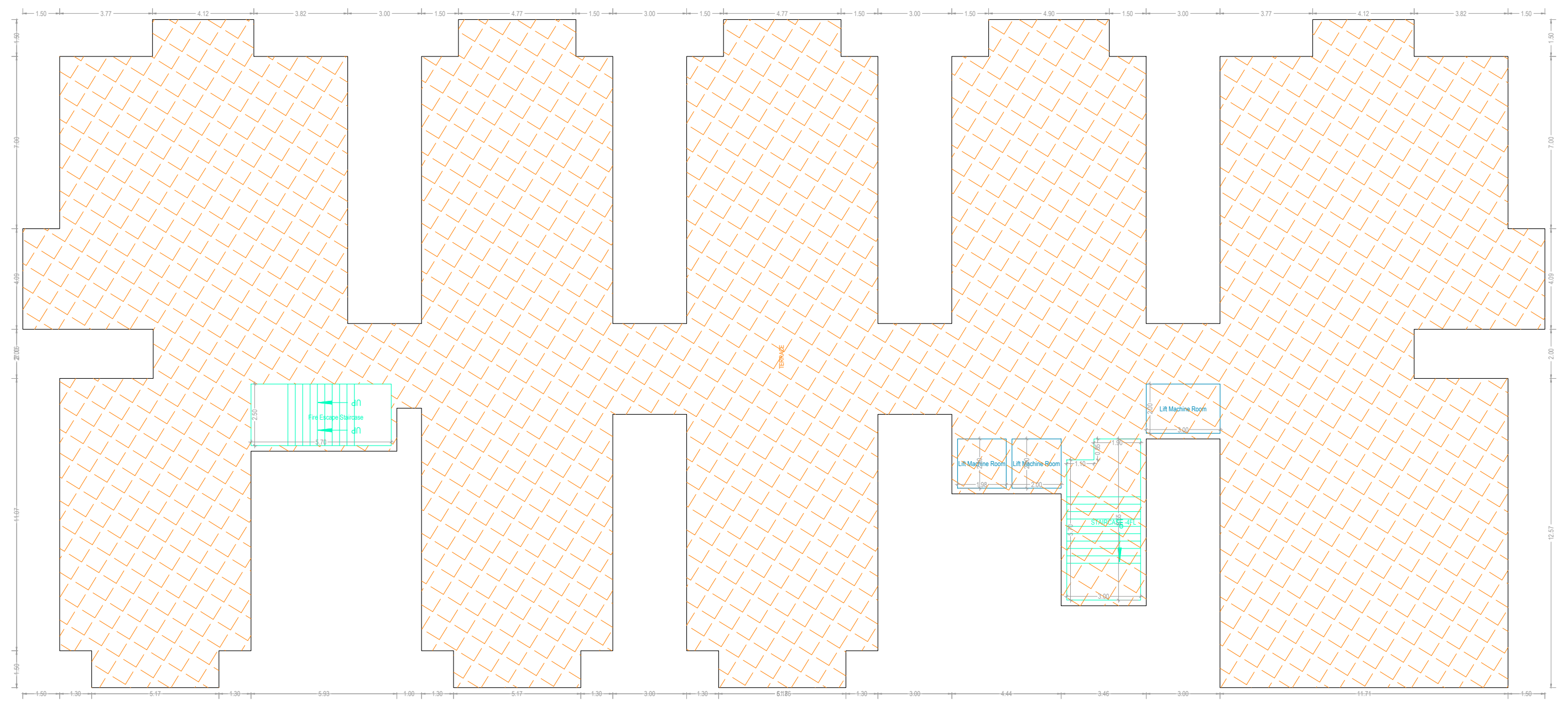

TERRACE FLOOR PLAN
(SCALE 1:100)

BUILDING :BLOCK B (BUILDING)

FLOOR NAME	TOTAL BUA	DEDUCTIONS		NET BUA	TNMTS.	PARKING AREA	NO OF STACK	NET PARKING
		VOID	ACCES.	RESI.				
STILT ONE FLOOR	1244.53	58.12	32.03	0.00	00	1186.41	1	1186.41
FIRST FLOOR	1102.15	7.50	0.00	1094.65	09	0.00	0	0.00
SECOND FLOOR	1188.48	7.50	0.00	1180.98	09	0.00	0	0.00
THIRD FLOOR	1188.48	7.50	0.00	1180.98	09	0.00	0	0.00
FOURTH FLOOR	1188.48	7.50	0.00	1180.98	09	0.00	0	0.00
FIFTH FLOOR	1188.48	7.50	0.00	1180.98	09	0.00	0	0.00
SIXTH FLOOR	1188.48	7.50	0.00	1180.98	09	0.00	0	0.00
SEVENTH FLOOR	1188.48	7.50	0.00	1180.98	09	0.00	0	0.00
EIGHTH FLOOR	1188.48	7.50	0.00	1180.98	09	0.00	0	0.00
NINTH FLOOR	1188.48	7.50	0.00	1180.98	09	0.00	0	0.00
TENTH FLOOR	1188.48	7.50	0.00	1180.98	09	0.00	0	0.00
ELEVENTH FLOOR	1188.48	7.50	0.00	1180.98	09	0.00	0	0.00
TERRACE FLOOR	0.00	0.00	0.00	0.00	00	0.00	0	0.00
TOTAL	14231.48	140.62	32.03	12904.45	99	1186.41		1186.41
TOTAL NO OF BLDG	1							
TOTAL	14231.48	140.62	32.03	12904.45	99	1186.41		1186.41

ISO_full_bleed_4A0_(1682.00_x_2378.00_MM)

Balcony Calculations Table

FLOOR NAME	SIZE	TOTAL AREA
TYPICAL -2-9 FLOOR PLAN	2.00 X 4.11 X 2 X 8	734.40
	2.00 X 3.66 X 1 X 8	
	1.50 X 2.73 X 3 X 8	
	1.50 X 2.34 X 3 X 8	
	1.50 X 3.89 X 1 X 8	
	1.50 X 3.93 X 1 X 8	
	1.50 X 4.90 X 1 X 8	
	1.50 X 4.78 X 2 X 8	
	1.50 X 4.09 X 2 X 8	
TYPICAL -10, 11 FLOOR PLAN	2.00 X 4.11 X 2 X 2	183.60
	2.00 X 3.66 X 1 X 2	
	1.50 X 2.73 X 3 X 2	
	1.50 X 2.34 X 3 X 2	
	1.50 X 3.89 X 1 X 2	
	1.50 X 3.93 X 1 X 2	
	1.50 X 4.90 X 1 X 2	
	1.50 X 4.78 X 2 X 2	
	1.50 X 4.09 X 2 X 2	
FIRST FLOOR PLAN	1.20 X 3.66 X 3	36.29
	1.70 X 2.09 X 2	
	1.82 X 2.09 X 1	
	1.20 X 3.40 X 3	
Total	-	954.29

SCHEDULE OF JOINERY

BUILDING NAME	NAME	L X H	NOS
BLOCK B (BUILDING)	D	0.76 X 2.10	124
BLOCK B (BUILDING)	D	0.90 X 2.10	599
BLOCK B (BUILDING)	MD	1.10 X 2.10	99

SCHEDULE OF JOINERY

BUILDING NAME	NAME	L X H	NOS
BLOCK B (BUILDING)	v	0.76 X 2.00	250
BLOCK B (BUILDING)	w	1.00 X 2.00	33
BLOCK B (BUILDING)	w	1.21 X 2.20	08
BLOCK B (BUILDING)	w	1.29 X 2.20	20
BLOCK B (BUILDING)	w	1.30 X 2.20	10
BLOCK B (BUILDING)	w	1.52 X 2.20	20
BLOCK B (BUILDING)	w	2.00 X 2.00	33
BLOCK B (BUILDING)	w	2.00 X 2.20	457

ADDITIONAL FLOOR TABLE

Floor Name	Proposed Floor Area
ELEVENTH FLOOR	1180.98
TENTH FLOOR	1180.98

GENERAL CONDITIONS:

1.A dual piping system is a type of plumbing system where two separate sets of pipes are installed to distribute water in a building. One set of pipes carries potable or drinking water, while the other set of pipes carries non-potable or reclaimed water. The potable water pipes are connected to the main water supply and distribute water for drinking, cooking, and bathing. The non-potable or reclaimed water pipes carry water that has been treated and recycled from sources like rainwater, greywater from sinks and showers, or treated wastewater.

2.Parking places in buildings shall be provided with Electric Vehicle Charging Infrastructure as per Central Electricity Authority (CEA) Technical Requirements for Connection of Distributed Generation Sources, CEA Measures of Safety Regulations, 2010 and Ministry of Power Consolidated Guidelines and Standards for EV Charging Infrastructure, as amended from time to time".

3.For Constructions over 10,000 Sq.mt and above and in case of Group Housing Buildings where there are 100 units and above, the plumbing arrangement shall be made in a way that the potable water shall be used for drinking, cooking and bathing only and for rest of the uses, provision for dual piping system shall be made.

4.New building constructions shall have to properly demarcate sections within buildings and on rooftops for housing Broadband/digital connectivity infrastructure / antenna. These areas should have access to power supply for reliable, always on services. Further, Computer Telephony Integration (CTI) of a building shall include the common duct to access the common space used as telecomn room inside the building.

5.Occupancy Certificate to a building shall be granted only after ensuring that the CTI as per the prescribed standards is in place and an undertaking is given by the Architect or Engineer certifying that building has ensured common access to all digital infrastructure to all Service providers in accordance with plan of creation of CTI.

CONDITION:

1 TECHNICAL APPROVAL IS HERE BY ACCORDED FOR ___ <<REs/Comm/others>> Building ____ << floors>> in of plot nos. __ Sy. No: __ situated at in ____ Village & ___ Mandal, ___ District in proceeding letter subject to conditions mentioned on Approved Plan Vide No.___ Dt: ___.

2 All the conditions imposed in Lr. No. ________ Dt: ___ are to be strictly followed.

3 The applicant shall construct the Building as per Sanctioned Plan if any deviations made in setbacks, the 10.00 % mortgaged Built Up Area forfeited, the technical approved building plans will be withdrawn and cancelled without notice and action will be taken as per law.

4 The Cellar/Stilt floor shall be used for parking purpose only and should not be used for any other purposes as per the G.O.Ms.No. 168 MA Dt: 07-04-2012 and its ammendments.

5 The Builder/Developer should construct sump, septic tank and underground drainage as per ISI standards. In addition to the drainage system available.

6 That the applicant shall comply the conditions laid down in the G.O.Ms.No. 168 MA Dt: 07-04-2012 and its Amended Government Orders.

7 This permission does not bar any public agency including HMDA/Local Body to acquire the lands for public purpose as per Law.

8 The Builder/Developer/Owner shall be responsible and ensure that the fire safety, structural stability requirements of the proposed complex are in accordance with the A.P Fire Services Act — 1999.

9 Automatic Sprinkler system is to be provided if the basement area exceeds 200 Sq. Mtrs Electrical wiring and installation shall be certified by the electrical engineers to Ensure electrical fire safety.

10 Transformers shall be provided with 4 hours Rating fire resistant constructions as per Rule 15 (e) of A.P Apartments (Promotion of constructions and ownership) rules, 1987.

11 If any litigations/discrepancy arises in future regarding ownership documents, the applicant is whole responsible and not made party to HMDA or its employees and plans deemed to be withdrawn and cancelled.

12 The HMWS and SB and T.S. Transco not to provide the permanent connection till to produce the occupancy certificate from the Sanctioning Authority.

13 If in case above said conditions are not adhered HMDA/Local Authority can withdraw the said permission.

14 If any cases are pending in court of law with regard to the site U/R and have adverse orders, the permission granted shall be deemed to be withdrawn and cancelled.

15 The applicant/ developer is the whole responsible if any loss of human life or any damage occurs while constructing the building and after construction of building and have no rights to claim to HMDA and its employees shall not be held as a party to any such dispute/ litigations.

16 The HMDA reserve the right to cancel the permission, if it is found that the permission is obtained by false statement or misinterpretation or suppression of any material facts or rule.

OFFICER DETAILS	
OFFICER NAME : DESIGNATION : DATE AND TIME :	
APPROVAL NO:	SEAL OF APPROVAL
DATE OF APPROVAL :	
OWNER'S SIGNATURE	ARCHITECT'S SIGNATURE
BUILDER'S SIGNATURE	STRUCTURAL ENGINEER'S SIGNATURE

Note: All dimensions are in meters.

Project Title :PLAN SHOWING THE PROPOSED RESIDENTIAL BUILDING CONSISTING OF BLOCKS- A, B & C WITHSUB-CELLAR+ CELLAR+ STILT +11 UPPER FLOORS & AMENITIES BLOCK CONSISTING OF GROUND+ 3 FLOORS ON OPEN LAND, IN SURVEY NO's. 12 PART & 13, SITUATED AT MAMIDIPALLE VILLAGE, BALANAGAR MANDAL, RANGA REDDY DISTRICT, TELANGANA STATE.BELONGING TO :M/s. VAISHNAOI DEVELOPERS, (FORMERLY KNOWN AS SHAMBHAVI CONSTRUCTIONS) & OTHERSREP.BY Y.SHARATH CHANDRA & OTHER'S

FILE DETAILS			
LTP NAME :	VAISHNAOI INFRATECH		
LTP LICENCE NO :	CA/2017/83352	DATE :	15-08-2024
FILE NO :	TS/043482/2024	SHEET NO.:	7 / 8
SHEET NAME :	Building Plan Details		

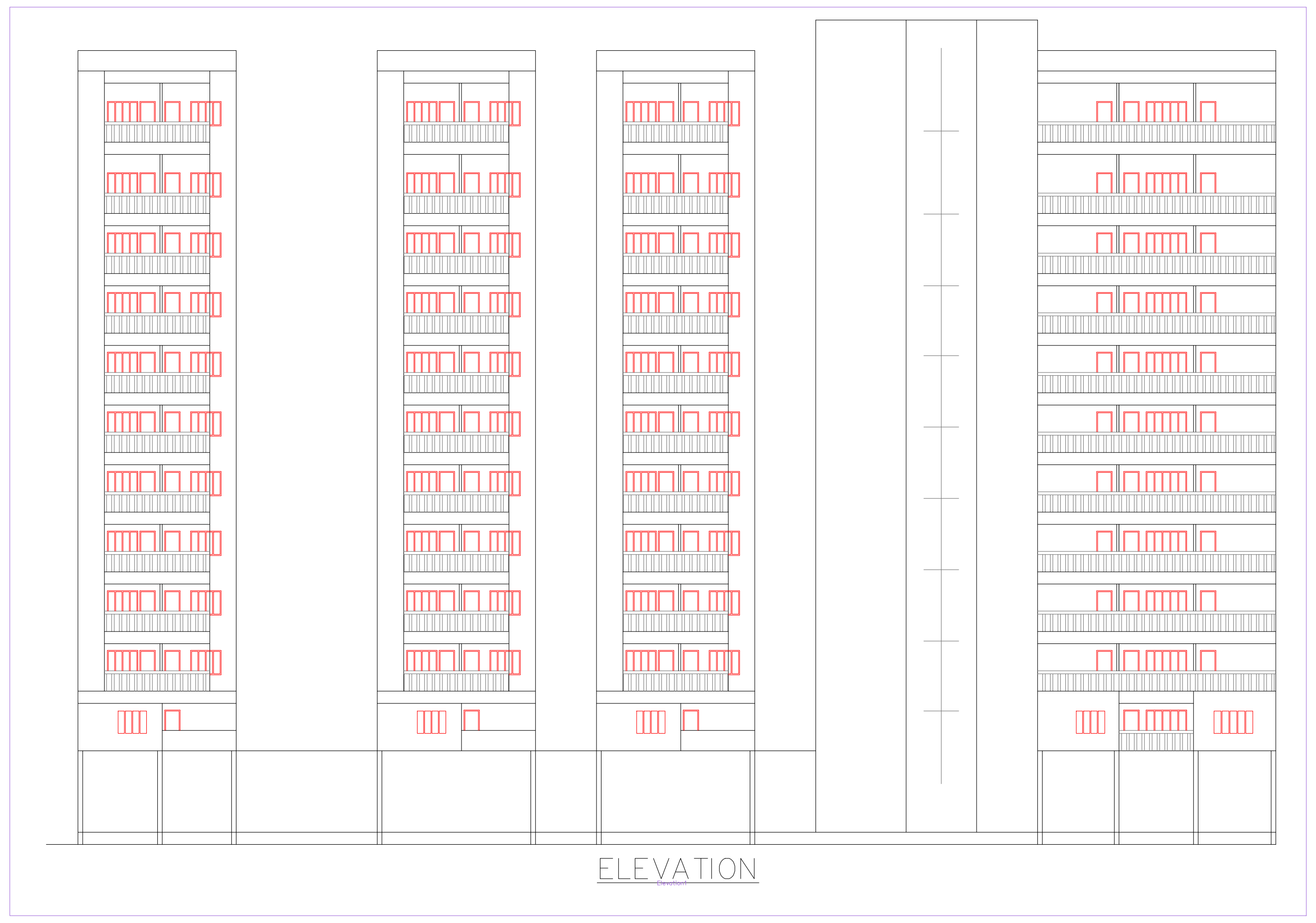
ELEVATION

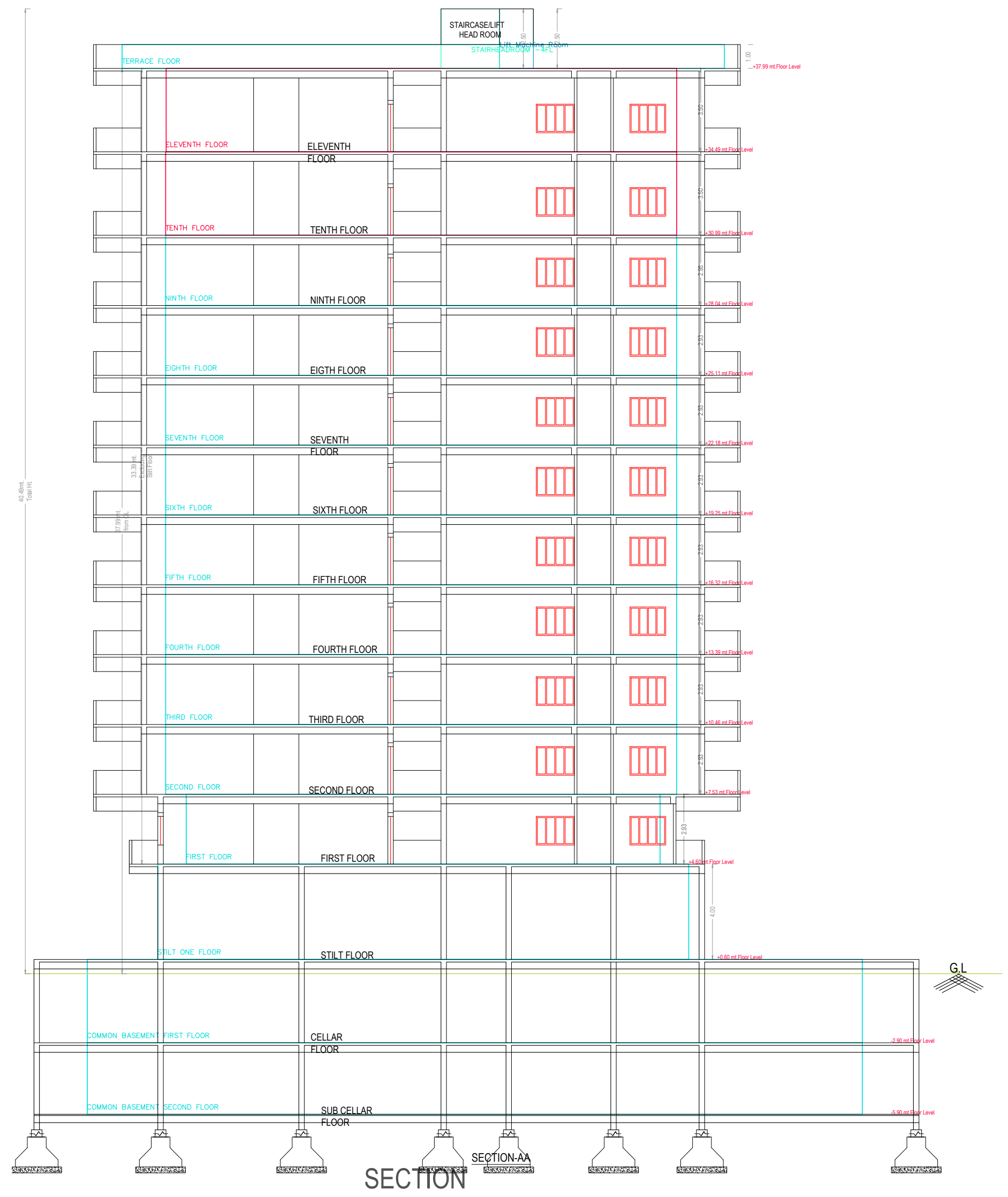

SECTION

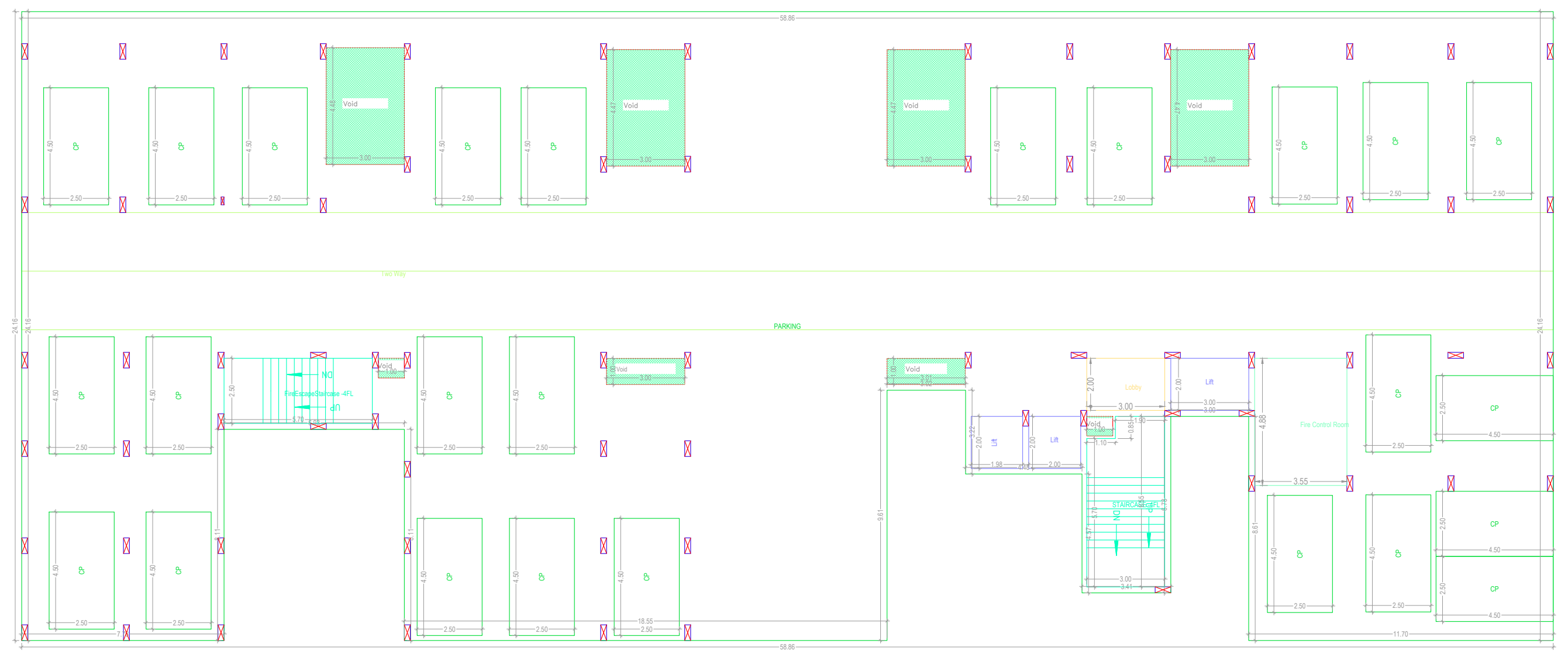
STILT ONE FLOOR PLAN
(SCALE 1:100)

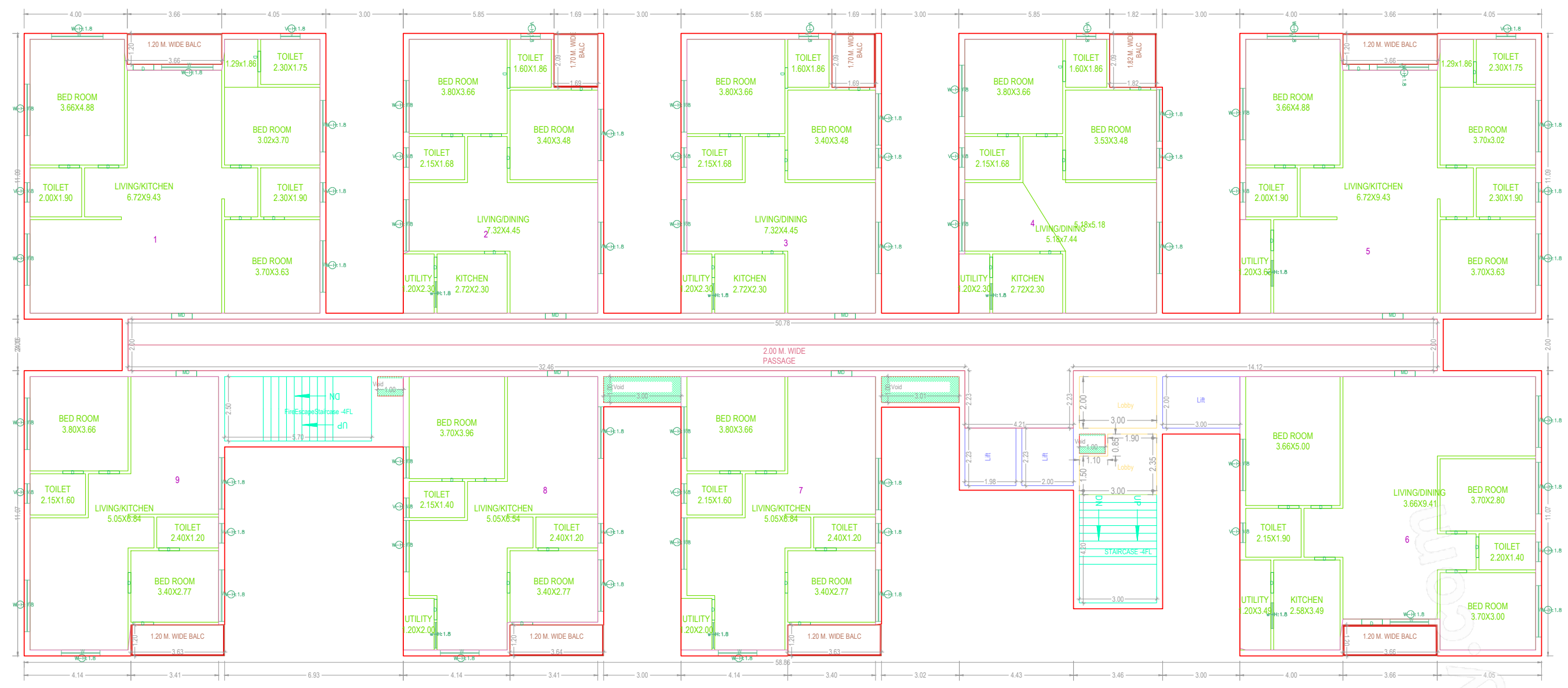
FIRST FLOOR PLAN
(Proposed)
(SCALE 1:100)

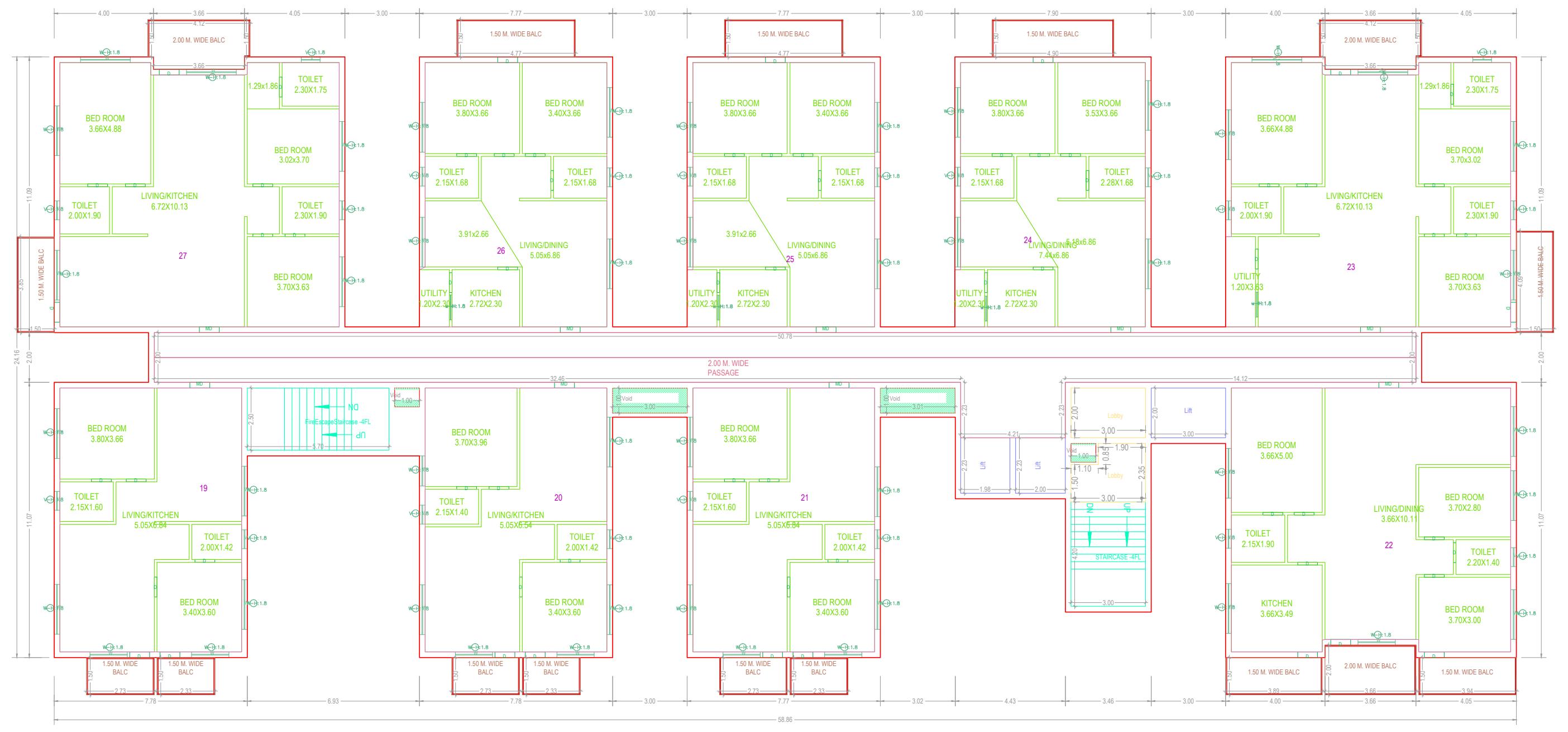
TYPICAL - 2-9 FLOOR PLAN
(Proposed)
(SCALE 1:100)

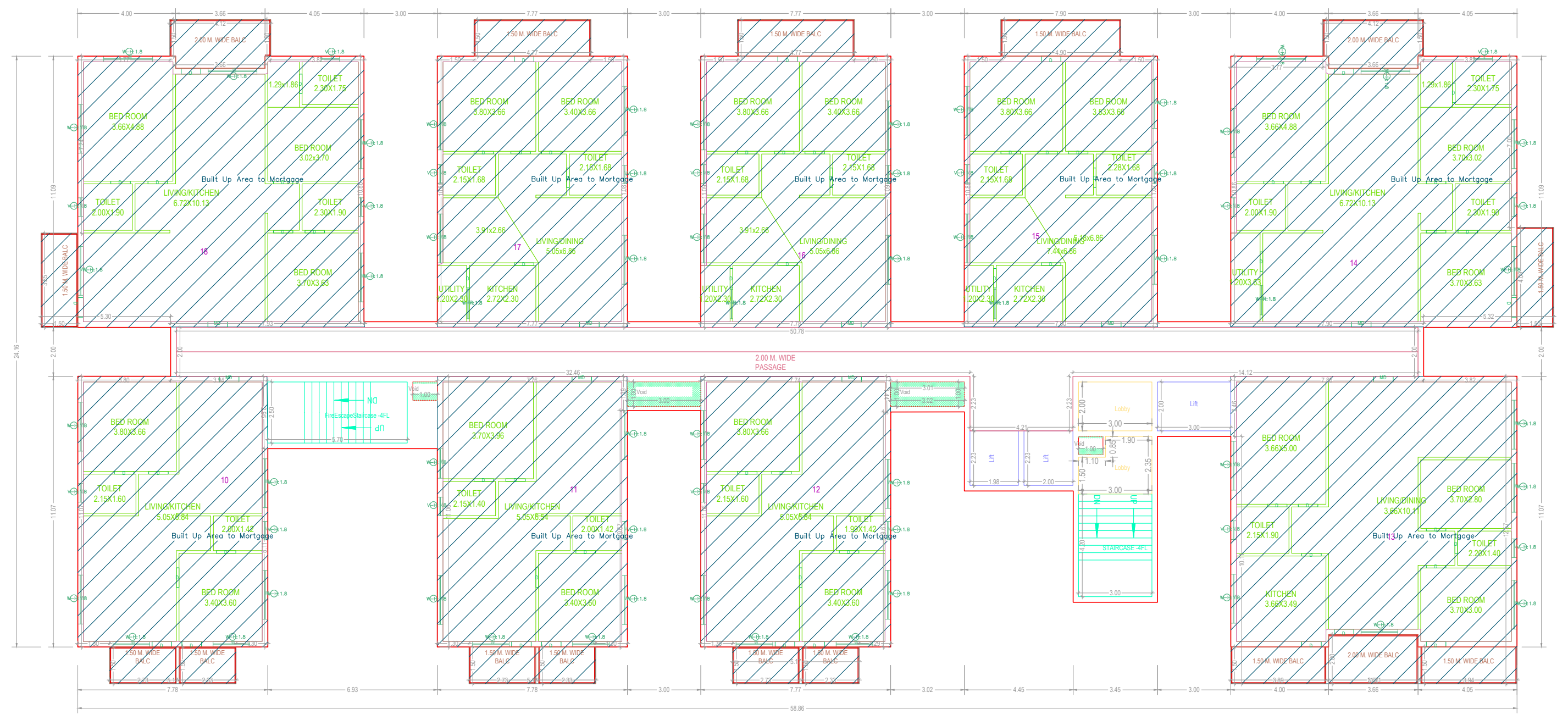
TYPICAL - 10, 11 FLOOR PLAN
(Proposed)
(SCALE 1:100)

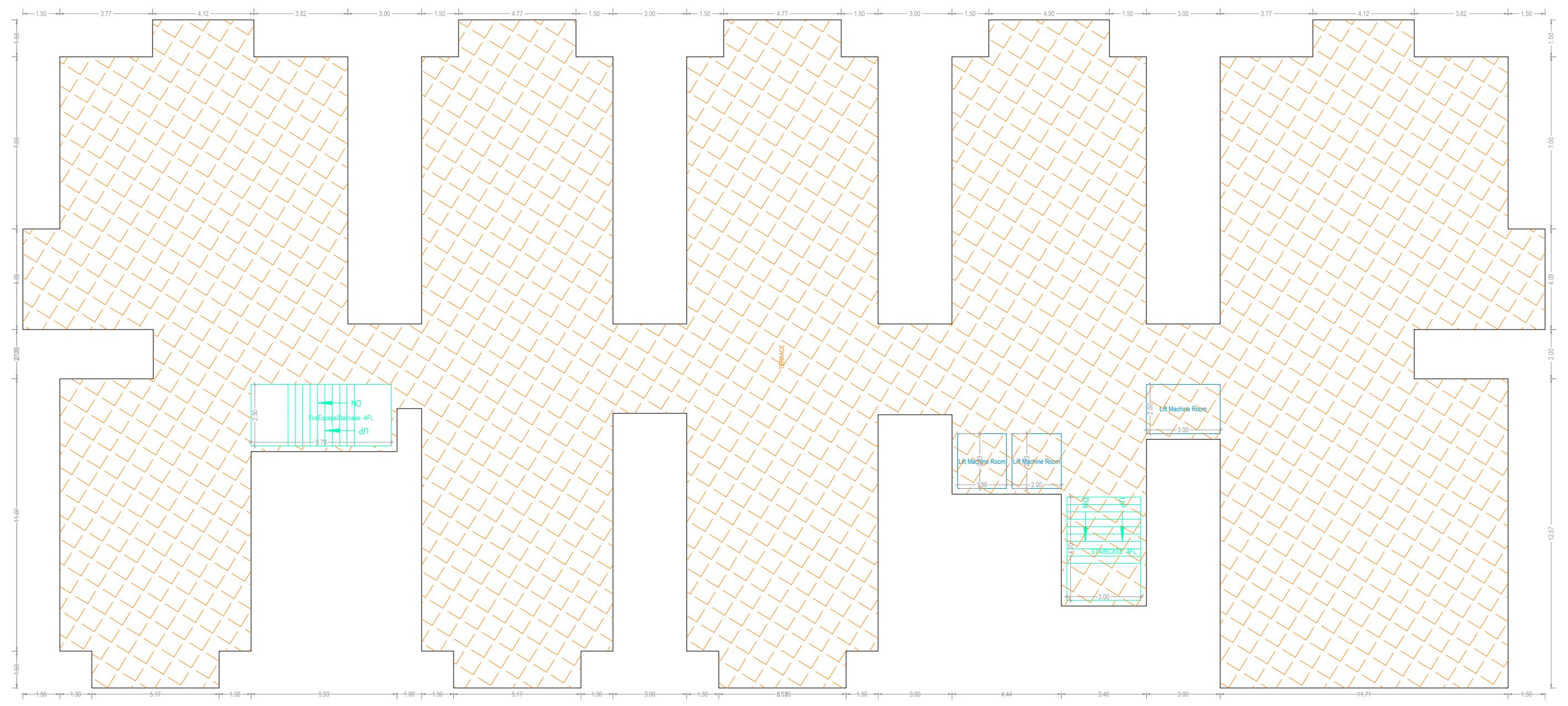
TERRACE FLOOR PLAN
(SCALE 1:100)

BUILDING :A (BLOCK)

FLOOR NAME	TOTAL BUA	DEDUCTIONS		NET BUA	TNMTS.	PARKING AREA	NO OF STACK	NET PARKING
		VOID	ACCES.	RESI.				
STILT ONE FLOOR	1252.88	61.18	23.30	0.00	00	1191.70	1	1191.70
FIRST FLOOR	1101.03	7.51	0.00	1093.52	09	0.00	0	0.00
SECOND FLOOR	1187.65	7.51	0.00	1180.14	09	0.00	0	0.00
THIRD FLOOR	1187.65	7.51	0.00	1180.14	09	0.00	0	0.00
FOURTH FLOOR	1187.65	7.51	0.00	1180.14	09	0.00	0	0.00
FIFTH FLOOR	1187.65	7.51	0.00	1180.14	09	0.00	0	0.00
SIXTH FLOOR	1187.65	7.51	0.00	1180.14	09	0.00	0	0.00
SEVENTH FLOOR	1187.65	7.51	0.00	1180.14	09	0.00	0	0.00
EIGHTH FLOOR	1187.65	7.51	0.00	1180.14	09	0.00	0	0.00
NINTH FLOOR	1187.65	7.51	0.00	1180.14	09	0.00	0	0.00
TENTH FLOOR	1187.78	7.51	0.00	1180.27	09	0.00	0	0.00
ELEVENTH FLOOR	1187.78	7.51	0.00	1180.27	09	0.00	0	0.00
TERRACE FLOOR	0.00	0.00	0.00	0.00	00	0.00	0	0.00
TOTAL	14230.67	143.79	23.30	12895.18	99	1191.70		1191.70
TOTAL NO OF BLDG	1							
TOTAL	14230.67	143.79	23.30	12895.18	99	1191.70		1191.70

ISO_full_bleed_4A0_(1682.00_x_2378.00_MM)

Balcony Calculations Table

FLOOR NAME	SIZE	TOTAL AREA
TYPICAL - 2-9 FLOOR PLAN	1.50 X 3.85 X 1 X 8	731.52
	2.00 X 4.11 X 2 X 8	
	1.50 X 4.78 X 2 X 8	
	1.50 X 4.90 X 1 X 8	
	1.50 X 4.09 X 1 X 8	
	1.50 X 3.93 X 1 X 8	
	2.00 X 3.66 X 1 X 8	
	1.50 X 3.89 X 1 X 8	
	1.50 X 2.73 X 3 X 8	
	1.50 X 2.34 X 3 X 8	
TYPICAL - 10, 11 FLOOR PLAN	1.50 X 3.85 X 1 X 2	182.88
	2.00 X 4.11 X 2 X 2	
	1.50 X 4.78 X 2 X 2	
	1.50 X 4.90 X 1 X 2	
	1.50 X 4.09 X 1 X 2	
	1.50 X 3.93 X 1 X 2	
	2.00 X 3.66 X 1 X 2	
	1.50 X 3.89 X 1 X 2	
	1.50 X 2.73 X 3 X 2	
	1.50 X 2.34 X 3 X 2	
FIRST FLOOR PLAN	1.20 X 3.66 X 3	37.10
	1.20 X 3.63 X 3	
	1.70 X 2.09 X 2	
	1.82 X 2.09 X 1	
Total	-	951.50

SCHEDULE OF JOINERY

BUILDING NAME	NAME	L X H	NOS
A (BLOCK)	D	0.80 X 2.10	711

SCHEDULE OF JOINERY

BUILDING NAME	NAME	L X H	NOS
A (BLOCK)	V	0.76 X 2.00	222
A (BLOCK)	w	1.00 X 2.00	39
A (BLOCK)	W	1.20 X 2.00	08
A (BLOCK)	W	1.21 X 2.50	11
A (BLOCK)	W	1.50 X 2.00	74
A (BLOCK)	W	2.00 X 2.00	428

ADDITIONAL FLOOR TABLE

Floor Name	Proposed Floor Area
ELEVENTH FLOOR	1180.27
TENTH FLOOR	1180.27

GENERAL CONDITIONS:

1.A dual piping system is a type of plumbing system where two separate sets of pipes are installed to distribute water in a building. One set of pipes carries potable or drinking water, while the other set of pipes carries non-potable or reclaimed water. The potable water pipes are connected to the main water supply and distribute water for drinking, cooking, and bathing. The non-potable or reclaimed water pipes carry water that has been treated and recycled from sources like rainwater, greywater from sinks and showers, or treated wastewater.
2.Parking places in buildings shall be provided with Electric Vehicle Charging Infrastructure as per Central Electricity Authority (CEA) Technical Requirements for Connection of Distributed Generation Sources, CEA Measures of Safety Regulations, 2010 and Ministry of Power Consolidated Guidelines and Standards for EV Charging Infrastructure, as amended from time to time".
3.For Constructions over 10,000 Sq.mt and above and in case of Group Housing Buildings where there are 100 units and above, the plumbing arrangement shall be made in a way that the potable water shall be used for drinking, cooking and bathing only and for rest of the uses, provision for dual piping system shall be made.
4.New building constructions shall have to properly demarcate sections within buildings and on rooftops for housing Broadband/digital connectivity infrastructure / antenna. These areas should have access to power supply for reliable, always on services. Further, Computer Telephony Integration (CTI) of a building shall include the common duct to access the common space used as telecomn room inside the building.
5.Occupancy Certificate to a building shall be granted only after ensuring that the CTI as per the prescribed standards is in place and an undertaking is given by the Architect or Engineer certifying that building has ensured common access to all digital infrastructure to all Service providers in accordance with plan of creation of CTI.

CONDITION:

1 TECHNICAL APPROVAL IS HERE BY ACCORDED FOR ___ <<REs/Comm/others>> Building ____ << floors>> in of plot nos. __ Sy. No: __ situated at in ____ Village & ___ Mandal, ___ District in proceeding letter subject to conditions mentioned on Approved Plan Vide No.___ Dt: ___.
2 All the conditions imposed in Lr. No. ________ Dt: ___ are to be strictly followed.
3 The applicant shall construct the Building as per Sanctioned Plan if any deviations made in setbacks, the 10.00 % mortgaged Built Up Area forfeited, the technical approved building plans will be withdrawn and cancelled without notice and action will be taken as per law.
4 The Cellar/Stilt floor shall be used for parking purpose only and should not be used for any other purposes as per the G.O.Ms.No. 168 MA Dt: 07-04-2012 and its ammendments.
5 The Builder/Developer should construct sump, septic tank and underground drainage as per ISI standards. In addition to the drainage system available.
6 That the applicant shall comply the conditions laid down in the G.O.Ms.No. 168 MA Dt: 07-04-2012 and its Amended Government Orders.
7 This permission does not bar any public agency including HMDA/Local Body to acquire the lands for public purpose as per Law.
8 The Builder/Developer/Owner shall be responsible and ensure that the fire safety, structural stability requirements of the proposed complex are in accordance with the A.P Fire Services Act — 1999.
9 Automatic Sprinkler system is to be provided if the basement area exceeds 200 Sq. Mtrs Electrical wiring and installation shall be certified by the electrical engineers to Ensure electrical fire safety.
10 Transformers shall be provided with 4 hours Rating fire resistant constructions as per Rule 15 (e) of A.P Apartments (Promotion of constructions and ownership) rules, 1987.
11 If any litigations/discrepancy arises in future regarding ownership documents, the applicant is whole responsible and not made party to HMDA or its employees and plans deemed to be withdrawn and cancelled.
12 The HMWS and SB and T.S. Transco not to provide the permanent connection till to produce the occupancy certificate from the Sanctioning Authority.
13 If in case above said conditions are not adhered HMDA/Local Authority can withdraw the said permission.
14 If any cases are pending in court of law with regard to the site U/R and have adverse orders, the permission granted shall be deemed to be withdrawn and cancelled.
15 The applicant/ developer is the whole responsible if any loss of human life or any damage occurs while constructing the building and after construction of building and have no rights to claim to HMDA and its employees shall not be held as a party to any such dispute/ litigations.
16 The HMDA reserve the right to cancel the permission, if it is found that the permission is obtained by false statement or misinterpretation or suppression of any material facts or rule.

OFFICER DETAILS
OFFICER NAME :
DESIGNATION :
DATE AND TIME :

APPROVAL NO:	SEAL OF APPROVAL
DATE OF APPROVAL :	
OWNER'S SIGNATURE	ARCHITECT'S SIGNATURE
BUILDER'S SIGNATURE	STRUCTURAL ENGINEER'S SIGNATURE

Note: All dimensions are in meters.

Project Title :PLAN SHOWING THE PROPOSED RESIDENTIAL BUILDING CONSISTING OF BLOCKS- A, B & C WITHSUB-CELLAR+ CELLAR+ STILT +11 UPPER FLOORS & AMENITIES BLOCK CONSISTING OF GROUND+ 3 FLOORS ON OPEN LAND, IN SURVEY NO's. 12 PART & 13, SITUATED AT MAMIDIPALLE VILLAGE, BALANAGAR MANDAL, RANGA REDDY DISTRICT, TELANGANA STATE.BELONGING TO :M/s. VAISHNAOI DEVELOPERS, (FORMERLY KNOWN AS SHAMBHAVI CONSTRUCTIONS) & OTHERSREP.BY Y.SHARATH CHANDRA & OTHER'S

FILE DETAILS		
LTP NAME :	VAISHNAOI INFRATECH	
LTP LICENCE NO :	CA/2017/83352	DATE : 15-08-2024
FILE NO :	TS/043482/2024	SHEET NO.: 8 / 8
SHEET NAME :	Building Plan Details	

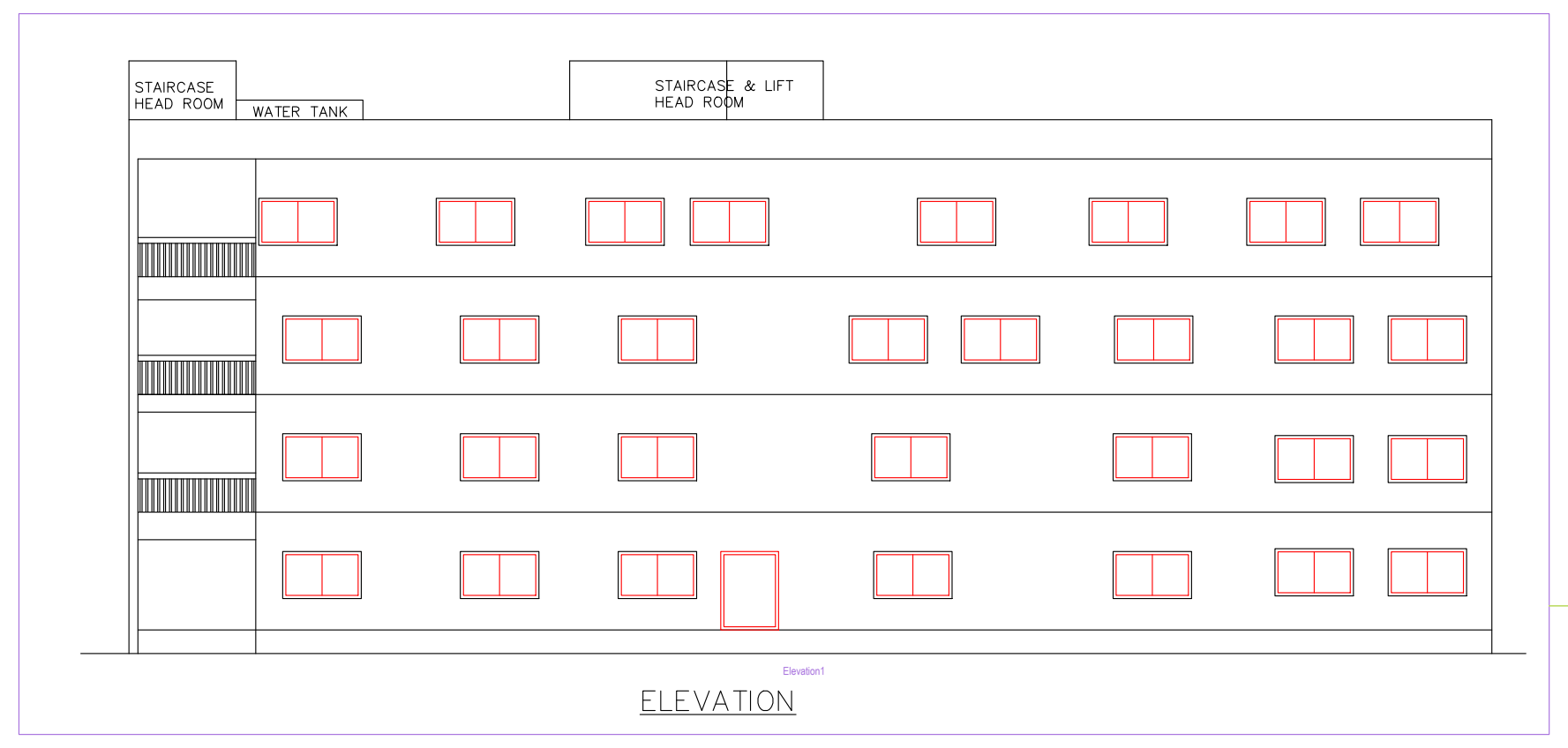
STAIRCASE HEAD ROOM
WATER TANK
STAIRCASE & LIFT HEAD ROOM
Elevation1

ELEVATION

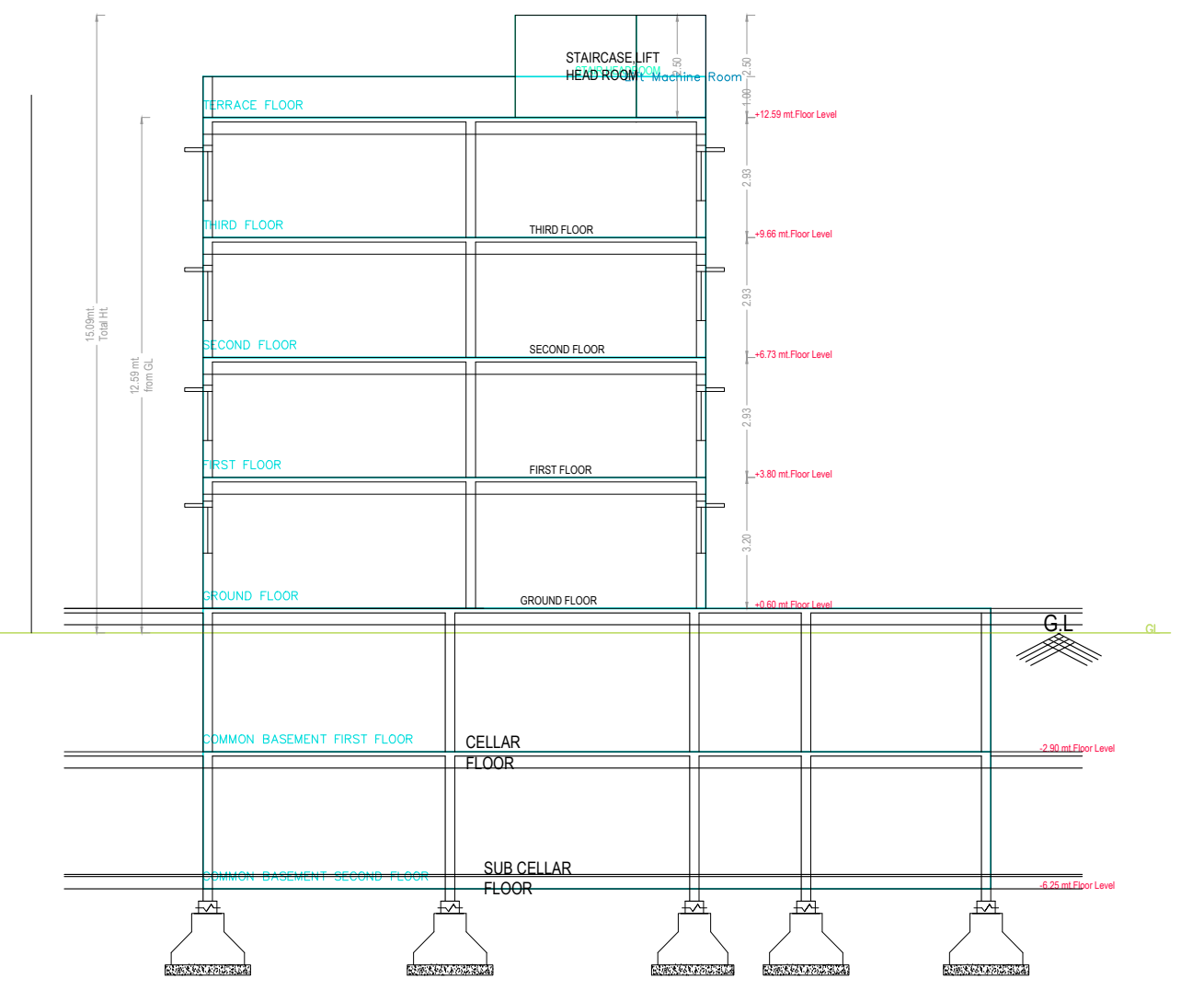
STAIRCASE,LIFT HEAD ROOM
Lift Machine Room
TERRACE FLOOR
THIRD FLOOR
SECOND FLOOR
FIRST FLOOR
GROUND FLOOR
COMMON BASEMENT FIRST FLOOR
CELLAR FLOOR
COMMON BASEMENT SECOND FLOOR
SUB CELLAR FLOOR
G.L
GL
15.09mt. Total Ht.
12.59 mt. from GL
2.50
1.00
2.93
2.93
2.93
3.20
+12.59 mt.Floor Level
+9.66 mt.Floor Level
+6.73 mt.Floor Level
+3.80 mt.Floor Level
+0.60 mt.Floor Level
-2.90 mt.Floor Level
-6.25 mt.Floor Level

SECTION-AA
SECTION

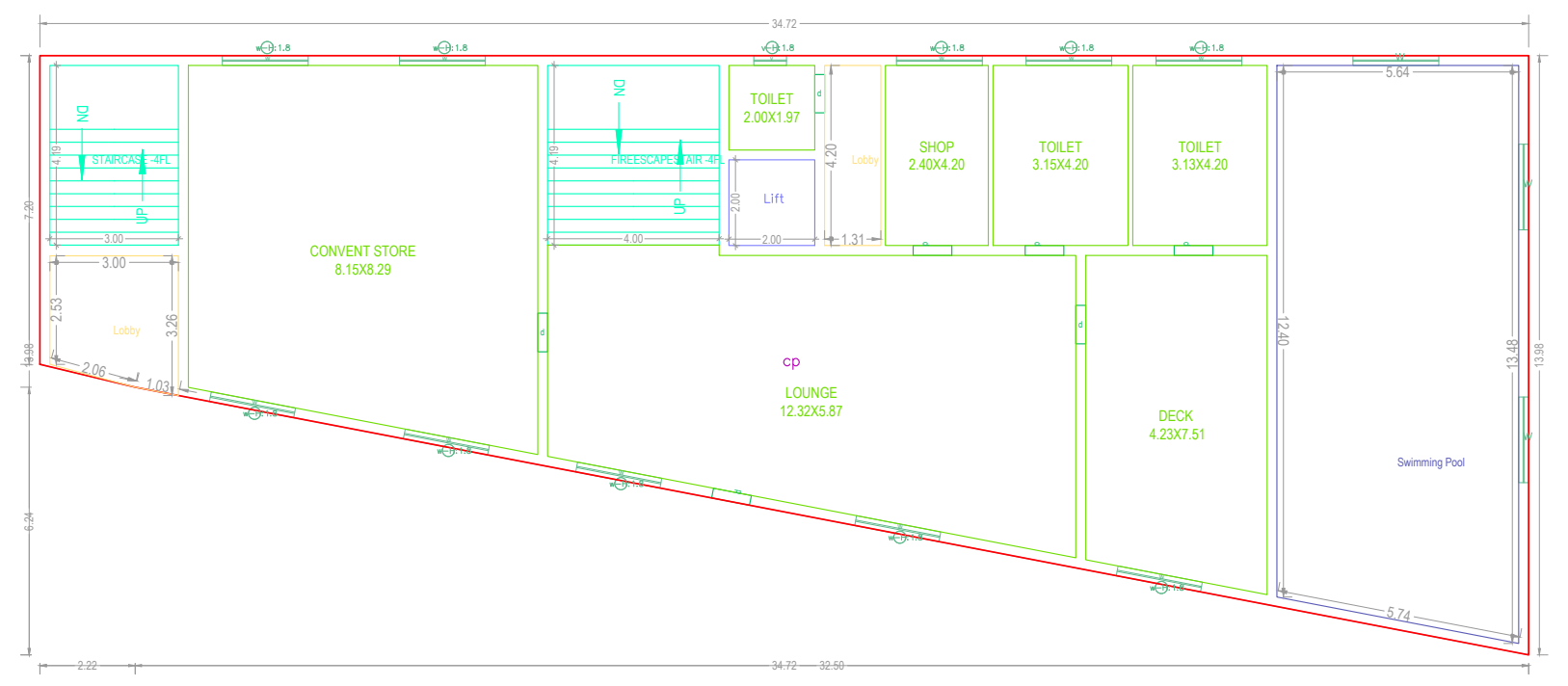
34.72
STAIRCASE -4FL
DN
UP
Lobby
CONVENT STORE
8.15X8.29
FIREESCAPESTAIR -4FL
TOILET
2.00X1.97
Lift
SHOP
2.40X4.20
TOILET
3.15X4.20
TOILET
3.13X4.20
cp
LOUNGE
12.32X5.87
DECK
4.23X7.51
Swimming Pool
5.64
5.74
12.40
13.48
13.98
7.20
6.24
2.22
32.50

GROUND FLOOR PLAN
(Proposed)
(SCALE 1:100)

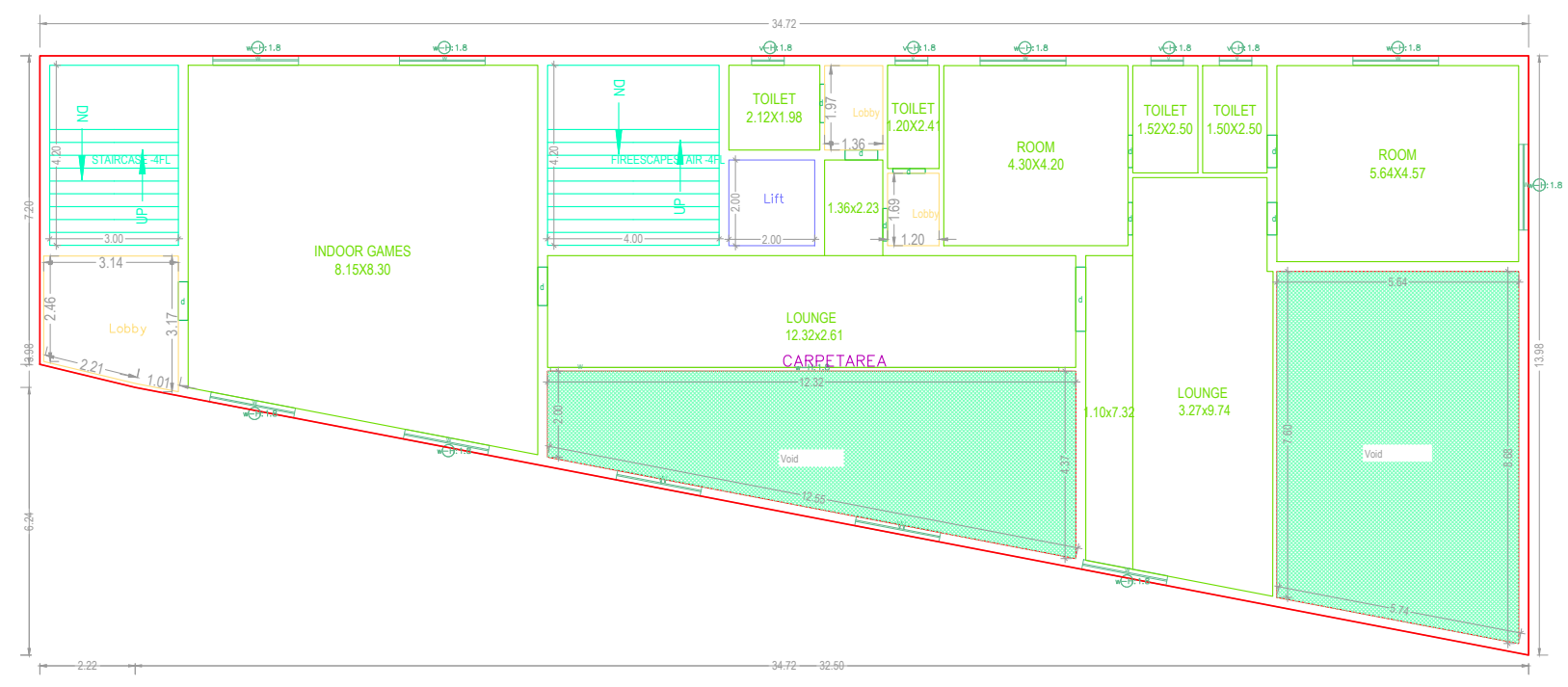
34.72
STAIRCASE -4FL
Lobby
INDOOR GAMES
8.15X8.30
FIREESCAPESTAIR -4FL
TOILET
2.12X1.98
Lift
1.36x2.23
TOILET
1.20X2.41
ROOM
4.30X4.20
TOILET
1.52X2.50
TOILET
1.50X2.50
ROOM
5.64X4.57
LOUNGE
12.32x2.61
CARPETAREA
Void
1.10x7.32
LOUNGE
3.27x9.74
Void

FIRST FLOOR PLAN
(Proposed)
(SCALE 1:100)

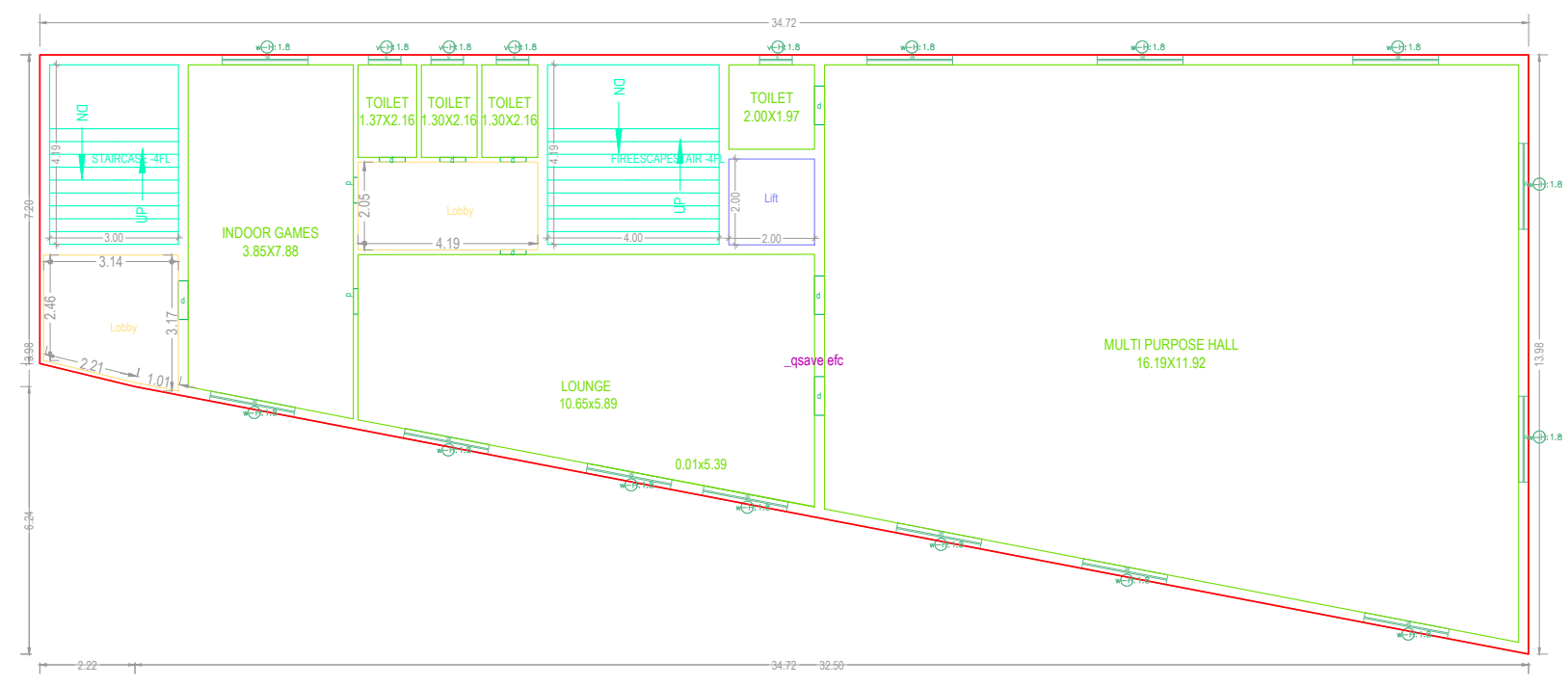
34.72
STAIRCASE -4FL
Lobby
INDOOR GAMES
3.85X7.88
TOILET
1.37X2.16
TOILET
1.30X2.16
TOILET
1.30X2.16
FIREESCAPESTAIR -4FL
TOILET
2.00X1.97
Lift
LOUNGE
10.65x5.89
0.01x5.39
_qsave efc
MULTI PURPOSE HALL
16.19X11.92

SECOND FLOOR PLAN
(Proposed)
(SCALE 1:100)

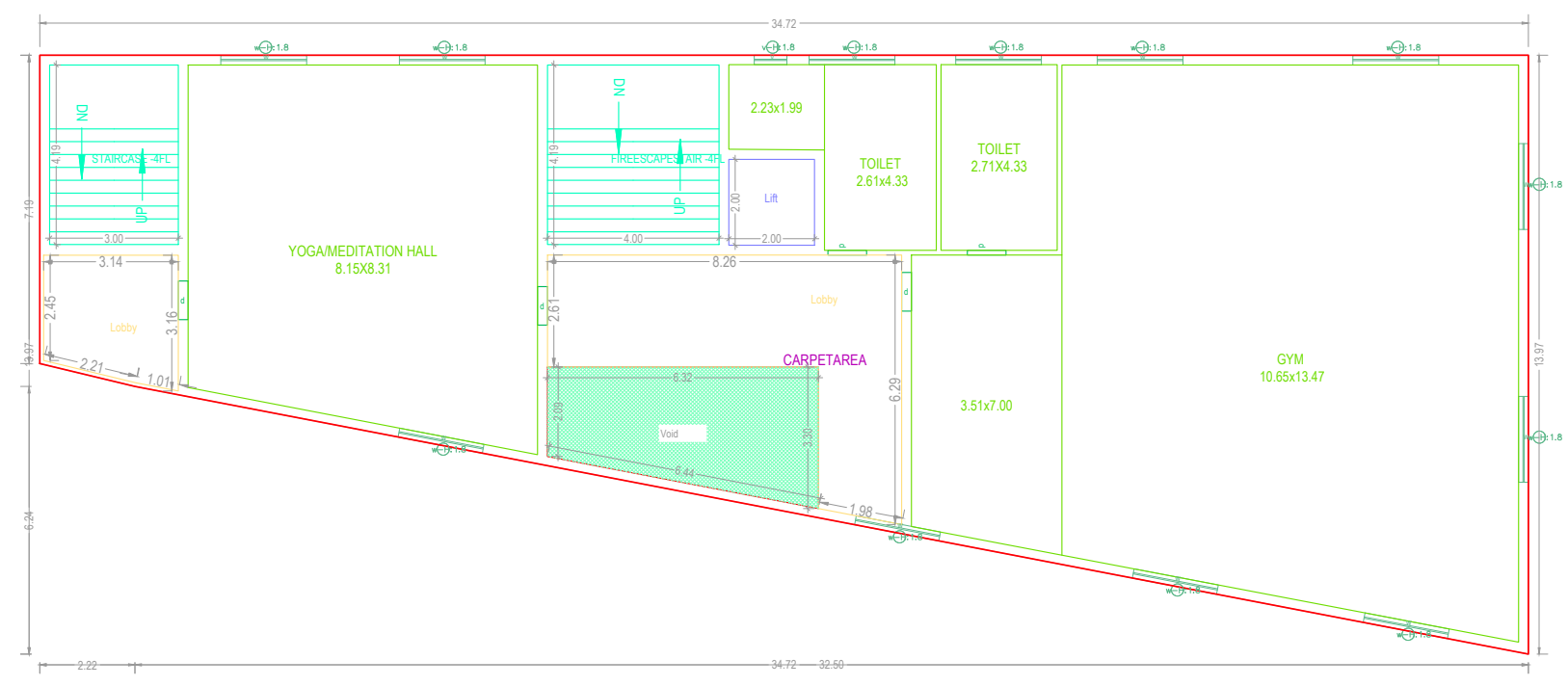
34.72
STAIRCASE -4FL
Lobby
YOGA/MEDITATION HALL
8.15X8.31
FIREESCAPESTAIR -4FL
2.23x1.99
Lift
TOILET
2.61x4.33
TOILET
2.71X4.33
CARPETAREA
Void
3.51x7.00
GYM
10.65x13.47

THIRD FLOOR PLAN
(Proposed)
(SCALE 1:100)

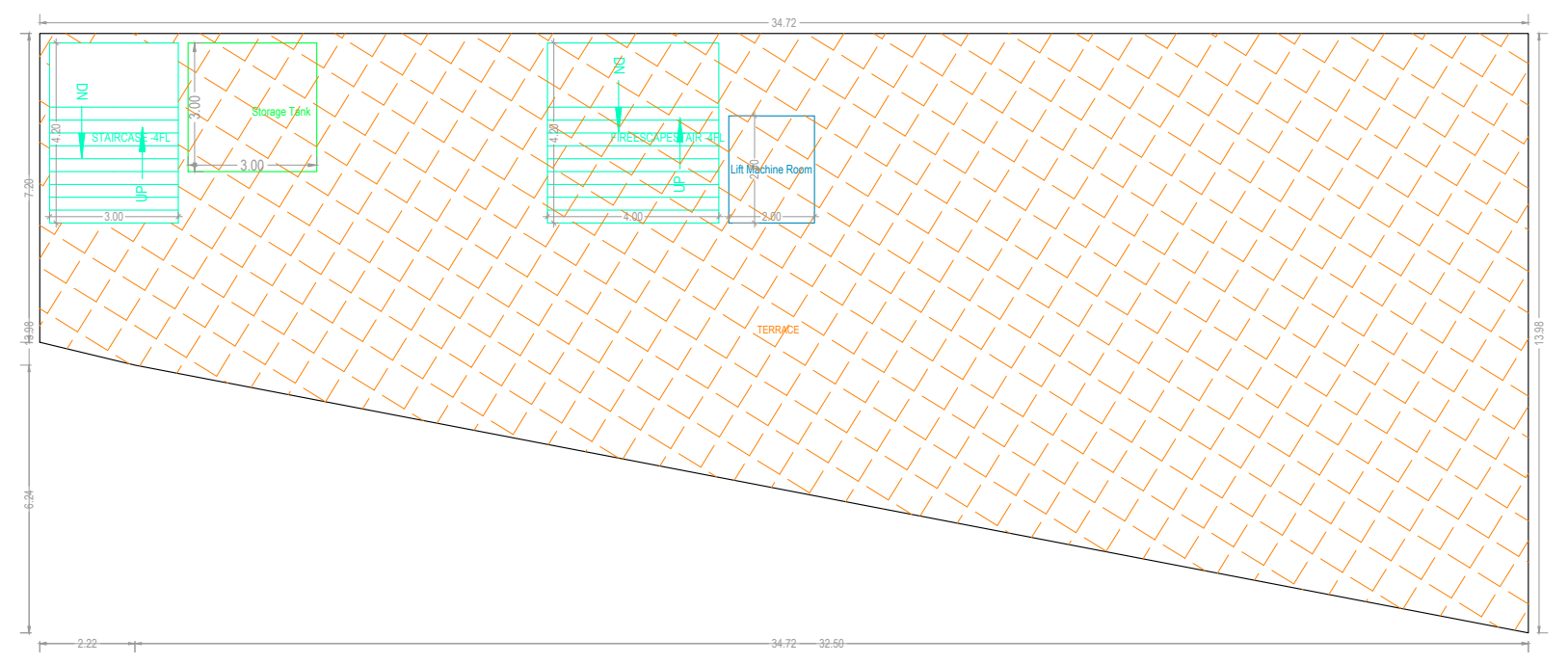
34.72
STAIRCASE -4FL
Storage Tank
FIREESCAPESTAIR -4FL
Lift Machine Room
TERRACE

TERRACE FLOOR PLAN
(SCALE 1:100)

SCHEDULE OF JOINERY

BUILDING NAME	NAME	L X H	NOS
AMINITES (BLOCK)	d	0.60 X 2.10	06
AMINITES (BLOCK)	d	0.76 X 2.10	07
AMINITES (BLOCK)	d	0.89 X 2.10	01
AMINITES (BLOCK)	d	0.90 X 2.10	18
AMINITES (BLOCK)	d	1.50 X 2.10	01

SCHEDULE OF JOINERY

BUILDING NAME	NAME	L X H	NOS
AMINITES (BLOCK)	v	0.76 X 2.00	10
AMINITES (BLOCK)	w	11.86 X 2.00	01
AMINITES (BLOCK)	w	2.00 X 2.50	43

BUILDING :AMINITES (BLOCK)

FLOOR NAME	TOTAL BUA	DEDUCTIONS		NET BUA
		VOID	ACCES.	COMM.
GROUND FLOOR	369.44	0.00	0.00	369.44
FIRST FLOOR	369.44	85.14	0.00	284.30
SECOND FLOOR	369.44	0.00	0.00	369.44
THIRD FLOOR	369.09	17.05	0.00	352.04
TERRACE FLOOR	9.00	0.00	9.00	0.00
TOTAL	1486.41	102.19	9.00	1375.22
TOTAL NO OF BLDG	1			
TOTAL	1486.41	102.19	9.00	1375.22

ISO_full_bleed_4A0_(1682.00_x_2378.00_MM)

GENERAL CONDITIONS:

1.A dual piping system is a type of plumbing system where two separate sets of pipes are installed to distribute water in a building. One set of pipes carries potable or drinking water, while the other set of pipes carries non-potable or reclaimed water. The potable water pipes are connected to the main water supply and distribute water for drinking, cooking, and bathing. The non-potable or reclaimed water pipes carry water that has been treated and recycled from sources like rainwater, greywater from sinks and showers, or treated wastewater.
2.Parking places in buildings shall be provided with Electric Vehicle Charging Infrastructure as per Central Electricity Authority (CEA) Technical Requirements for Connection of Distributed Generation Sources, CEA Measures of Safety Regulations, 2010 and Ministry of Power Consolidated Guidelines and Standards for EV Charging Infrastructure, as amended from time to time".
3.For Constructions over 10,000 Sq.mt and above and in case of Group Housing Buildings where there are 100 units and above, the plumbing arrangement shall be made in a way that the potable water shall be used for drinking, cooking and bathing only and for rest of the uses, provision for dual piping system shall be made.
4.New building constructions shall have to properly demarcate sections within buildings and on rooftops for housing Broadband/digital connectivity infrastructure / antenna. These areas should have access to power supply for reliable, always on services. Further, Computer Telephony Integration (CTI) of a building shall include the common duct to access the common space used as telecomn room inside the building.
5.Occupancy Certificate to a building shall be granted only after ensuring that the CTI as per the prescribed standards is in place and an undertaking is given by the Architect or Engineer certifying that building has ensured common access to all digital infrastructure to all Service providers in accordance with plan of creation of CTI.

CONDITION:

1 TECHNICAL APPROVAL IS HERE BY ACCORDED FOR ___ <<REs/Comm/others>> Building ____ << floors>> in of plot nos. __ Sy. No: __ situated at in ____ Village & ___ Mandal, ___ District in proceeding letter subject to conditions mentioned on Approved Plan Vide No.___ Dt: ___.
2 All the conditions imposed in Lr. No. ________ Dt: ___ are to be strictly followed.
3 The applicant shall construct the Building as per Sanctioned Plan if any deviations made in setbacks, the 10.00 % mortgaged Built Up Area forfeited, the technical approved building plans will be withdrawn and cancelled without notice and action will be taken as per law.
4 The Cellar/Stilt floor shall be used for parking purpose only and should not be used for any other purposes as per the G.O.Ms.No. 168 MA Dt: 07-04-2012 and its ammendments.
5 The Builder/Developer should construct sump, septic tank and underground drainage as per ISI standards. In addition to the drainage system available.
6 That the applicant shall comply the conditions laid down in the G.O.Ms.No. 168 MA Dt: 07-04-2012 and its Amended Government Orders.
7 This permission does not bar any public agency including HMDA/Local Body to acquire the lands for public purpose as per Law.
8 The Builder/Developer/Owner shall be responsible and ensure that the fire safety, structural stability requirements of the proposed complex are in accordance with the A.P Fire Services Act — 1999.
9 Automatic Sprinkler system is to be provided if the basement area exceeds 200 Sq. Mtrs Electrical wiring and installation shall be certified by the electrical engineers to Ensure electrical fire safety.
10 Transformers shall be provided with 4 hours Rating fire resistant constructions as per Rule 15 (e) of A.P Apartments (Promotion of constructions and ownership) rules, 1987.
11 If any litigations/discrepancy arises in future regarding ownership documents, the applicant is whole responsible and not made party to HMDA or its employees and plans deemed to be withdrawn and cancelled.
12 The HMWS and SB and T.S. Transco not to provide the permanent connection till to produce the occupancy certificate from the Sanctioning Authority.
13 If in case above said conditions are not adhered HMDA/Local Authority can withdraw the said permission.
14 If any cases are pending in court of law with regard to the site U/R and have adverse orders, the permission granted shall be deemed to be withdrawn and cancelled.
15 The applicant/ developer is the whole responsible if any loss of human life or any damage occurs while constructing the building and after construction of building and have no rights to claim to HMDA and its employees shall not be held as a party to any such dispute/ litigations.
16 The HMDA reserve the right to cancel the permission, if it is found that the permission is obtained by false statement or misinterpretation or suppression of any material facts or rule.

OFFICER DETAILS
OFFICER NAME :
DESIGNATION :
DATE AND TIME :

APPROVAL NO:	SEAL OF APPROVAL
DATE OF APPROVAL :	
OWNER'S SIGNATURE	ARCHITECT'S SIGNATURE
BUILDER'S SIGNATURE	STRUCTURAL ENGINEER'S SIGNATURE

Note: All dimensions are in meters.