PRODUCED BY AN AUTODESK EDUCATIONAL PRODUCT

V.P NO - 0104 BLD-7 (B WING)

SHEET NO -01



ELEVATION SCALE 1:100

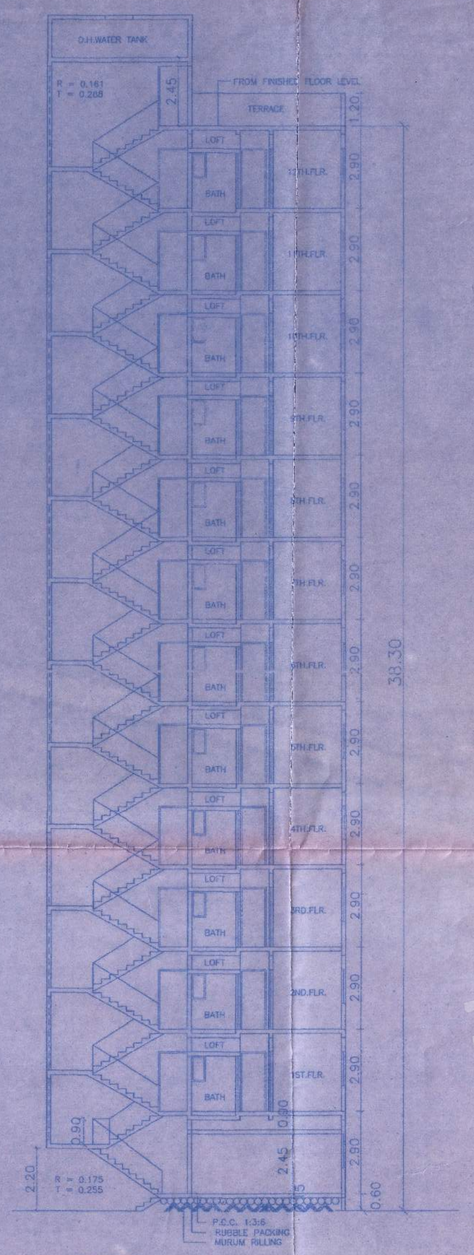

SECTION : A - A SCALE 1:100

STILT CAL.GROUND FL.		
BLOCK	SIZE IN MTS.	AREA M²
1	0.75 X 2.07 X 1	1.56
2	4.25 X 3.13 X 1	13.28
3	4.65 X 2.45 X 1	11.39
4	0.75 X 2.25 X 1	1.69
5	5.10 X 3.25 X 1	16.58
6	3.18 X 4.39 X 1	13.96
7	5.10 X 1.30 X 1	6.63
8	5.18 X 3.70 X 1	19.17
9	0.30 X 2.25 X 1	0.68
10	4.25 X 1.25 X 1	5.31
11	5.00 X 2.08 X 1	10.38
12	5.00 X 2.08 X 1	10.37
13	4.25 X 1.25 X 1	5.31
14	5.48 X 2.25 X 1	12.33
15	5.18 X 1.45 X 1	7.51
16	4.95 X 1.45 X 1	7.18
17	5.10 X 2.75 X 1	14.02
18	5.40 X 2.25 X 1	12.15
19	4.25 X 1.25 X 1	5.31
20	5.00 X 2.07 X 1	10.37
TOTAL STILT GROUND FL.		185.180

BUA CAL.1-12TH. FL.		
BLOCK	SIZE IN MTS.	AREA M²
1	3.50 X 3.12 X 1	10.94
2	1.50 X 2.07 X 1	3.11
3	3.90 X 2.45 X 1	9.55
4	1.50 X 2.25 X 1	3.37
5	4.10 X 2.75 X 1	11.28
6	1.50 X 2.08 X 1	3.11
7	3.50 X 3.13 X 1	10.94
8	3.90 X 2.45 X 1	9.55
9	3.90 X 2.98 X 1	11.62
10	1.50 X 2.25 X 1	3.38
11	1.92 X 0.50 X 1	0.96
12	2.18 X 4.89 X 1	10.66
13	4.10 X 1.30 X 1	5.33
14	4.18 X 1.45 X 1	6.06
15	3.75 X 0.15 X 1	0.56
16	3.90 X 1.30 X 1	5.07
17	3.98 X 1.45 X 1	5.77
18	1.58 X 2.25 X 1	3.56
19	3.90 X 2.45 X 1	9.56
20	3.50 X 3.13 X 1	10.94
21	1.50 X 2.08 X 1	3.11
22	1.50 X 2.08 X 1	3.11
23	3.50 X 3.12 X 1	10.94
24	3.90 X 2.45 X 1	9.56
25	1.58 X 2.25 X 1	3.55
TOTAL BUA 1-12 FL.		165.590

REFUGE AREA CAL.2,4,6,8,10,12FL.		
BLOCK	SIZE IN MTS.	AREA M²
LV- 1	1.74 X 4.59 X 1	7.99
LV- 2	4.71 X 1.18 X 1	5.56
TOTAL REFUGE AREA 2,4,6,8,10,12FL.		13.55
TOTAL REFUGE AREA 2,4,6,8,10,12FL. (13.55 X 6)		81.30

EF-AREA CAL.2,4,6,8,10,12 FL.		
BLOCK	SIZE IN MTS.	AREA M²
EF- 2	0.750 X 1.250 X 1	0.938
EF- 3	0.750 X 1.250 X 1	0.938
EF- 5	0.750 X 2.450 X 1	1.838
EF- 6	0.750 X 2.450 X 1	1.838
EF- 7	0.750 X 2.900 X 1	2.175
EF- 9	0.750 X10.390 X 1	7.792
EF-10	0.750 X 2.900 X 1	2.175
EF-11	0.750 X 2.450 X 1	1.838
EF-13	0.750 X 1.250 X 1	0.937
EF-14	0.750 X 1.250 X 1	0.937
EF-16	0.750 X 2.450 X 1	1.837
TOTAL EF-AREA 2,4,6,8,10,12FL.		23.243

ST-AREA CAL.GR-12 FL.		
BLOCK	SIZE IN MTS.	AREA M²
S- 1	4.750 X 3.330 X 1	15.818
S- 2	0.960 X 3.410 X 1	3.274
S- 3	1.200 X 0.150 X 1	0.180
S- 4	1.250 X 3.700 X 1	4.625
S- 5	1.100 X 1.480 X 1	1.628
S- 6	1.250 X 3.700 X 1	4.625
S- 7	1.100 X 1.480 X 1	1.628
TOTAL ST-AREA GR-12 FL.		31.778
FIRE ESCAPE ST-CASE AREA (S1-S3)		19.272
ST-CASE AREA TOTAL ST-CASE-FIRE ST.CASE		12.506

CUPBOARD AREA CAL.1-12FL.		
BLOCK	SIZE IN MTS.	AREA M²
CB- 1	0.750 X 1.250 X 1	0.937
CB- 2	0.750 X 1.250 X 1	0.937
CB- 3	0.750 X 1.250 X 1	0.938
CB- 4	0.750 X 1.250 X 1	0.938
TOTAL CB-AREA 1-12FL.		3.750

PATIO AREA CAL.1,3,5,7,9,11FL.		
BLOCK	SIZE IN MTS.	AREA M²
PT- 1	1.500 X 2.900 X 1	4.350
PT- 2	0.450 X 0.150 X 1	0.068
PT- 3	1.500 X 2.900 X 1	4.350
PT- 4	0.450 X 0.150 X 1	0.068
PT- 5	1.500 X 2.900 X 1	4.350
PT- 6	0.450 X 0.150 X 1	0.067
PT- 7	1.500 X 2.900 X 1	4.350
PT- 8	0.450 X 0.150 X 1	0.067
TOTAL PT-AREA 1,3,5,7,9,11FL.		17.670

EF-AREA CAL.1,3,5,7,9,11 FL.		
BLOCK	SIZE IN MTS.	AREA M²
EF- 1	0.750 X 3.125 X 1	2.344
EF- 2	0.750 X 2.450 X 1	1.838
EF- 3	0.750 X 1.250 X 1	0.938
EF- 4	0.750 X 1.250 X 1	0.938
EF- 6	0.750 X 3.125 X 1	2.344
EF- 7	0.750 X 2.450 X 1	1.838
EF- 8	0.750 X 4.590 X 1	3.443
EF- 9	0.750 X 2.450 X 1	1.837
EF-10	0.750 X 3.125 X 1	2.344
EF-11	0.750 X 1.250 X 1	0.937
EF-12	0.750 X 1.250 X 1	0.937
EF-13	0.750 X 3.125 X 1	2.344
EF-14	0.750 X 2.450 X 1	1.837
TOTAL EF-AREA 1,3,5,7,9,11FL.		23.919

PATIO AREA CAL.2,4,6,8,10,12FL.		
BLOCK	SIZE IN MTS.	AREA M²
PT- 1	1.200 X 3.125 X 1	3.750
PT- 2	1.200 X 3.125 X 1	3.750
PT- 3	1.500 X 3.125 X 1	4.687
PT- 4	1.500 X 3.125 X 1	4.688
TOTAL PT-AREA 2,4,6,8,10,12FL.		16.875

PASSAGE AREA CAL.GR-12FL.		
BLOCK	SIZE IN MTS.	AREA M²
P- 1	3.45 X 1.85 X 1	6.38
P- 2	0.31 X 1.58 X 1	0.49
P- 3	3.06 X 2.08 X 1	6.36
P- 4	2.18 X 2.31 X 1	4.99
P- 5	0.46 X 1.33 X 1	0.61
P- 6	3.76 X 1.30 X 1	4.89
TOTAL P-AREA GR-12FL.		23.720

LIFT WALL AREA CAL.GR-12 FL.		
BLOCK	SIZE IN MTS.	AREA M²
L- 1	1.85 X 0.23 X 1	0.43
L- 2	0.23 X 2.08 X 1	0.48
L- 3	2.75 X 0.23 X 1	0.63
L- 4	0.23 X 2.31 X 1	0.53
L- 5	2.75 X 0.23 X 1	0.63
L- 6	0.23 X 4.39 X 1	1.01
TOTAL LT.WALL AREA GR-12FL.		3.710

LIFT VIOD AREA CAL. FL.		
BLOCK	SIZE IN MTS.	AREA M²
LV- 1	1.85 X 1.85 X 1	3.42
LV- 2	2.75 X 1.85 X 1	5.09
TOTAL LT.VOID AREA FL.		8.510
TOTAL LT.VOID AREA FL. (8.510 X 1.5)		12.77

SCHEDULE OF DOORS & WINDOWS		
TYPE	SIZE IN MTS.	REMARKS
DOOR		
D1	1.00 X 2.10	T.W. FLUSH DOOR
D2	0.90 X 2.10	T.W. FLUSH DOOR
D3	0.75 X 2.00	T.W. PANNELLED DOOR
D4	2.40 X 2.10	T.W. FOLDING DOOR
WINDOW		
W1	1.50 X 1.20	GLAZED WINDOW
W2	1.20 X 1.20	GLAZED WINDOW
V1	0.60 X 0.90	LOUVERED VENTILATOR

VENTILATION STATEMENT				
ROOM	CARPET AREA	VENT. REQUIRED	VENT. PROVIDED	REMARKS
LIV. [W1]	2.75X3.50=9.625	9.625/6 = 1.604	2.25	OK
BED [W1]	2.75X3.50=9.625	9.625/6 = 1.604	2.25	OK
KIT. [W2]	2.00X2.75=5.500	5.500/6 = 0.917	1.80	OK

CONSTRUCTION AREA STATEMENT										
FLOOR	B/U AREA	CB AREA	EXCESS BAL.AREA	TOTAL BUA AREA	BAL.CONY AREA	ST.CASE AREA	TOTAL CONST AREA	FIRE ST.CASE AREA	EF AREA	PATIO AREA
GR. FLOOR						39.936	39.936	19.272		
1ST FLOOR	165.590	3.750	0.236	169.576	16.934	39.936	226.446	19.272	23.919	17.670
2ND FLOOR	165.590	3.750	0.236	169.576	16.934	39.936	226.446	19.272	23.243	16.875
3RD FLOOR	165.590	3.750	0.236	169.576	16.934	39.936	226.446	19.272	23.919	17.670
4TH FLOOR	165.590	3.750	0.236	169.576	16.934	39.936	226.446	19.272	23.243	16.875
5TH FLOOR	165.590	3.750	0.236	169.576	16.934	39.936	226.446	19.272	23.919	17.670
6TH FLOOR	165.590	3.750	0.236	169.576	16.934	39.936	226.446	19.272	23.243	16.875
7TH FLOOR	165.590	3.750	0.236	169.576	16.934	39.936	226.446	19.272	23.919	17.670
8TH FLOOR	165.590	3.750	0.236	169.576	16.934	39.936	226.446	19.272	23.243	16.875
9TH FLOOR	165.590	3.750	0.236	169.576	16.934	39.936	226.446	19.272	23.919	17.670
10TH FLOOR	165.590	3.750	0.236	169.576	16.934	39.936	226.446	19.272	23.243	16.875
11TH FLOOR	165.590	3.750	0.236	169.576	16.934	39.936	226.446	19.272	23.919	17.670
12TH FLOOR	165.590	3.750	0.236	169.576	16.934	39.936	226.446	19.272	23.243	16.875
LIFT VOID						12.77	12.77			
TOTAL	1987.080	45.000	2.832	2034.912	203.208	531.938	2770.058	250.536	282.972	207.270

TOTAL CONSTRUCTION AREA = 2770.058

NO.OF FLAT=48(1BHK=24,2BHK=24)

STILT AREA=185.180 REFUGE AREA= 81.30

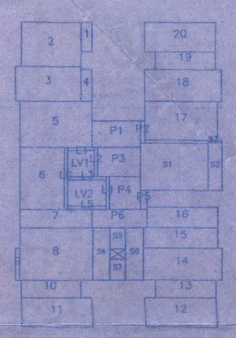

LINE DIA.(GR.) SCALE 1:200

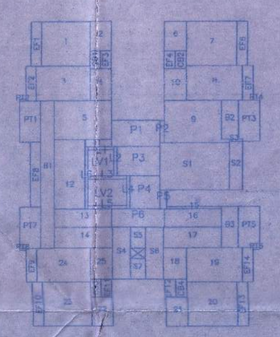

LINE DIA.(1,3,5,7,9,11TH.FL.) SCALE 1:200

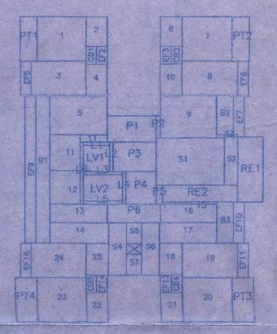

LINE DIA.(2,4,6,8,10,12TH.FL.) SCALE 1:200

ST-CASE,PASSAGE,LIFT AREA STATEMENT				
FLOOR	LIFT WALL AREA	ST.CASE AREA	PASSAGE AREA	TOTAL AREA
GR. FLOOR	3.710	12.506	23.720	39.936
1ST FLOOR	3.710	12.506	23.720	39.936
2ND FLOOR	3.710	12.506	23.720	39.936
3RD FLOOR	3.710	12.506	23.720	39.936
4TH FLOOR	3.710	12.506	23.720	39.936
5TH FLOOR	3.710	12.506	23.720	39.936
6TH FLOOR	3.710	12.506	23.720	39.936
7TH FLOOR	3.710	12.506	23.720	39.936
8TH FLOOR	3.710	12.506	23.720	39.936
9TH FLOOR	3.710	12.506	23.720	39.936
10TH FLOOR	3.710	12.506	23.720	39.936
11TH FLOOR	3.710	12.506	23.720	39.936
12TH FLOOR	3.710	12.506	23.720	39.936
LIFT VOID	12.77			12.77
TOTAL	61.000	162.578	308.390	531.938

BALCONY AREA STATEMENT (IN SQ.MTS.)			(GR.FL.)	(TYP.FL.)
(a)	BUILT UP AREA PER FLOOR IN SQ.MT.		169.340	000.000
(b)	PERMISSIBLE BAL. AREA 10% OF (a)		16.934	00.000
(c)	BAL.TYPE	BALCONY SIZE & NOs.		
	B- 1	1.20 X 10.39 X (1) X [--]	10.39	
	B- 2	1.20 X 2.75 X (1) X [--]	3.30	
	B- 3	1.20 X 2.90 X (1) X [--]	3.48	
(d)	TOTAL PROPOSED BALCONY AREA		17.17	00.00
(e)	EXCESS BAL. AREA		0.236	NIL

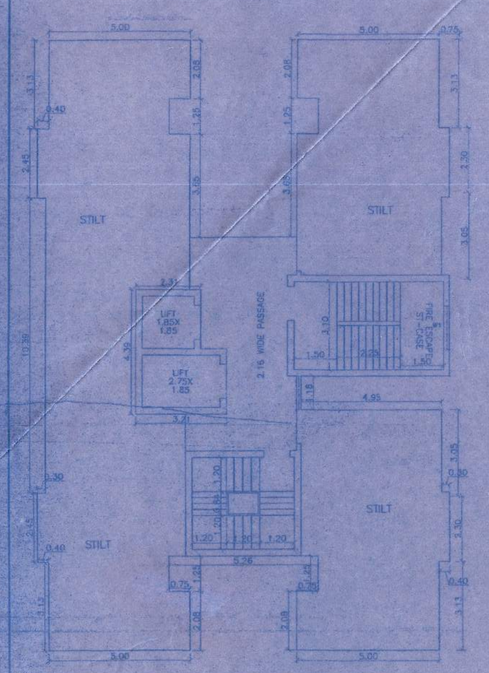

GROUND FLOOR PLAN SCALE 1:100

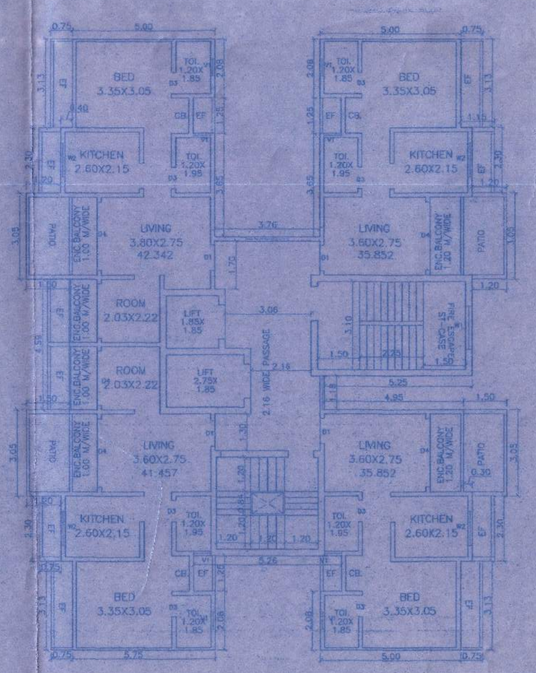

1,3,5,7,9,11TH FLOOR PLAN SCALE 1:100

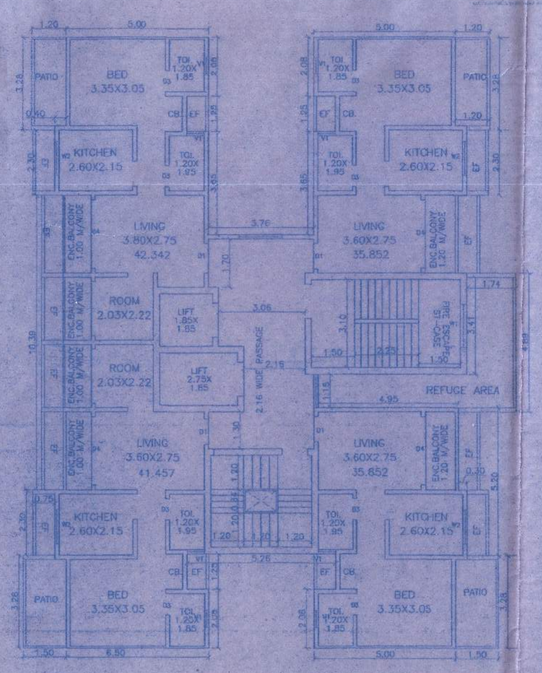

2,4,6,8,10,12TH.FL.PLAN SCALE 1:100

PROFORMA II

CONTENTS OF SHEET

GROUND, TYPICAL & TERRACE FLOOR PLAN, ELEVATION, SECTION, LINE DIAGRAM & CALCULATION, BALCONY AREA STATEMENT, BUILT UP AREA STATEMENT, VENTILATION STATEMENT, SCHEDULE OF DOORS & WINDOWS

STAMP OF APPROVAL OF PLANS

THIS PLAN SHALL NOT BE CONSIDERED AS PROOF OF OWNERSHIP FOR ANY DISPUTES/COURT COURT ON LAW

[Issued As per Approved by Commissioner]

Approved as amended in.....
Subject to the conditions mentioned in this Office letter No. VVMC/TP/ CC VP/ 0104 / 2751 / 2018-19
Dated 25/01/2019

Deputy Director Town Planning
Vasai-Virar City Municipal Corporation
Vasai - Virar (E).

PART OF PROFORMA - I

Certified that the building plans submitted for approval satisfy the safety requirements for structures being constructed in Seismic Zone-III is correct to the best of our knowledge and understanding.
It is also certified that the structural design including safety from natural hazards has been prepared by duly qualified structural engineer or least B.E.(Civil) or equivalent.

SIGNATURE OF OWNER/APPLICANT | SIGNATURE OF STRUCTURAL ENGINEER | SIGNATURE OF LICENSED SURVEYOR

DESCRIPTION OF PROPOSAL AND PROPERTY

PROPOSED RESIDENTIAL BLDGS & RESIDENTIAL WITH SHOPLINE/COMMERCIAL BLDGS

PROPOSED RESIDENTIAL BLDGS & RESIDENTIAL WITH SHOPLINE/COMMERCIAL BLDGS LAND BEARING S.NO. 69, H.NO. 1, 2, 3, 4, 5, 6, 9 & 10, S.NO. 71, H.NO.4 & 6 TO 10, S.NO.72, H.NO. 1 TO 10, 12 TO 15, S.NO.73, H.NO.4 TO 14,S.NO.74, H.NO. 5,8,9,12&13 OF VILLAGE: MANICKPUR, AND S.NO. 127, H.NO.3 , S.NO.128, H.NO. 1/1,1/2 & 5B OF VILLAGE: DIWANMAN, TAL: VASAI, DIST: PALGHAR, AND S.NO.71, H.NO. 1,2,3 & 5, S.NO.72,H.NO.11,S.NO.74, H.NO.1 TO 5,7,10,15,16,17A,17A,18 & 20,S.NO. 75, H.NO.1 TO 4, 5A,5B,7 & 8, S.NO.76,H.NO.16A & 16B, S.NO.77,H.NO.1A,1B, 2 TO 5 & 12, S.NO. 78, H.NO.10/1,10/2,10/3,12 TO 15 OF VILLAGE: MANICKPUR AND S.NO.121,H.NO.1,2,5,6A,6B, 7&8A, S.NO.124, H.NO.4 TO 7 & 11,12 & 13 ,S.NO.125, H.NO.1,2,3,4A,4B,4C,5,6,7A,7B S.NO.126 , H.NO. 2B, 3A, 3B, 4, 5 ,8 ,7/1, 7/2 & 8, S.NO.127, H.NO. 1, 2,4 & 5, S.NO.128 ,H.NO .4, 5, 6, 7 & 8A , S.NO. 129, H.NO. 1, 2, 3, 5B & 6 OF VILLAGE: DIWANMAN, TAL: VASAI, DIST: PALGHAR.

NAME OF OWNER
Shri Jayesh B. Ajmera

DATE	JOB NO.	DRG. NO	SCALE	DRAWN BY	CHECKED BY
	367	18			

NORTH LINE

SIGNATURE, NAME (IN BLOCK LETTERS) AND ADDRESS OF ARCHITECT/ENGINEER/ STRUCTURAL ENGINEER/ LICENSED SURVEYOR & ENGINEERS

PRITHVI AREA CONSULTANTS
122 GAURI COMPLEX,1st FLOOR,
NEAR BANK OF BARODA,
VASAI (E), DIST - THANE.
PHONE - 95250 2393435/36/37

Housiey.com

PRODUCED BY AN AUTODESK EDUCATIONAL PRODUCT