PROJECT TITLE : PROPOSED RESIDENTIAL BUILDING CONSISTING OF 5 CELLAR+G+63 UPPER FLOORS IN SY. NOs. 215/P, 216/P, 217/P & 218/P, KOKAPET VILLAGE, NARSINGI MUNICIPALITY, GANDIPET MANDAL, RANGA REDDY DISTRICT, TELANGANA. BELONGING TO : NAVANAAMI PROJECTS PVT. LTD. REPRESENTED BY ITS MANAGING DIRECTOR: SRI. GADDE VENKAT NAVEEN S/O. G. BUTCHI BABU

FILE DETAILS			
LTP NAME :	VENKATESH CHENNA		
LTP LICENCE NO :		DATE :	20-03-2025
FILE NO :	TS/015268/2025	SHEET NO.:	1 / 8
SHEET NAME :	Layout Plan Details - Building Plan Details		

AREA STATEMENT	
PROJECT DETAIL	
PROJECT TYPE	Building Permission
NATURE OF DEVELOPMENT	New
Authority	HMDA
ULB	HMDA
LOCATION	Extended area of Erstwhile HUDA (HMDA)
SUB LOCATION	New Areas / Approved Layout Areas
STATE	TELANGANA
Building USE	Residential
Building SUB USE	Residential
BUILDING TYPE	
AREA DETAILS	
AREA OF PLOT (Minimum)	9217.17
DEDUCTION FOR NET PLOT AREA	
ROAD AFFECTED AREA /ROAD WIDENING AREA	404.30
Total	404.30
NET AREA OF PLOT	8812.87
DEDUCTION FOR BALANCE PLOT AREA	
ROAD AFFECTED AREA	404.30
TOTAL	404.30
BALANCE AREA OF PLOT	3264.11
PROPOSED AREA DETAILS	
ACCESSORYUSE AREA	9.00
VACANT PLOT AREA	6869.40
TOTAL PROPOSED BUILT UP AREA EXCLUDING PARKING	107174.18
TOTAL PROPOSED BUILT UP AREA INCLUDING PARKING	138025.21

Color Notes

COLOR INDEX	
PLOT BOUNDARY	■
ABUTTING ROAD	🟩
PROPOSED CONSTRUCTION	🟥
COMMON PLOT	🟩
ROAD WIDENING AREA	🟨
EXISTING (To be retained)	🟦
EXISTING (To be demolished)	🟨

BUILDING USE / BUILDING SUBUSE DETAIL

BUILDING NAME	BUILDING USE	BUILDING SUBUSE	BUILDING TYPE	FLOOR DETAILS
PROP (BLDG)	Residential	Residential Apartment Bldg	NA	5 Cellars + 1 Ground + 63 upper floors

NET BUILT UP AREA AND DWELLING UNITS DETAILS

BUILDING NAME	NO OF BLDG	TOTAL BUA	DEDUCTIONS			ADDITIONS	NET BUA		TNMTS.	PARKING AREA	NET PARKING
			VSHAFT	VOID	ACCES.	BAL.	RESI.	COMM.			
PROP (BLDG)	1	143622.60	829.90	3233.01	1405.27	33.68	102747.92	4426.26	362	30851.03	30851.03
GRAND TOTAL	1	143622.60	829.90	3233.01	1405.27	33.68	102747.92	4426.26	362.00	30851.03	30851.03

Mortgage Area Details

Type of Mortgage	Building Name	Floor Name	Proposed Carpet Area Name	Mortgage Area(Sq.mt.)	
				Required	Proposed
Built Up Area to Mortgage	PROP (BLDG)	TYPICAL - 3- 11 FLOOR PLAN	G+3 TO G+10- 03, G+3 TO G+10- 02, G+3 TO G+10- 01, G+3 TO G+10- 04, G+3 TO G+10- 05, G+3 TO G+10- 06	10717.43 (10%)	10753.26
Built-up area to Mortgage for City level	PROP (BLDG)	SIXTEENTH FLOOR PLAN, FIFTEENTH FLOOR PLAN, TYPICAL - 12- 14 FLOOR PLAN	16- 01, 16- 04, 16- 05, 15- 03, 15- 02, 15- 06, 15- 01, 15- 04, 15- 05, 11- 14- 03, 11- 14- 02, 11- 14- 01, 11- 14- 04, 11- 14- 05, 11- 14- 06	-	5322.00

REQUIRED PARKING

Building Name	Type	Subuse	Proposed Net Built-Up Area	Parking Percentage	Visitor Parking Percentage	Req. Parking Area(Sq.Mts.)
PROP (BLDG)	Residential	Residential Apartment Bldg	102748.04	20549.61 (20 %)	2054.96 (10 %)	22604.57

Parking Check

Vehicle Type	Required	Proposed Area(Sq.mt.)
Parking Area	20549.61	30851.03
Visitor's Car Parking	2054.96	2440.51
On Site	-	0.00
Total	22604.57	30851.03
No of Cars Proposed	866	

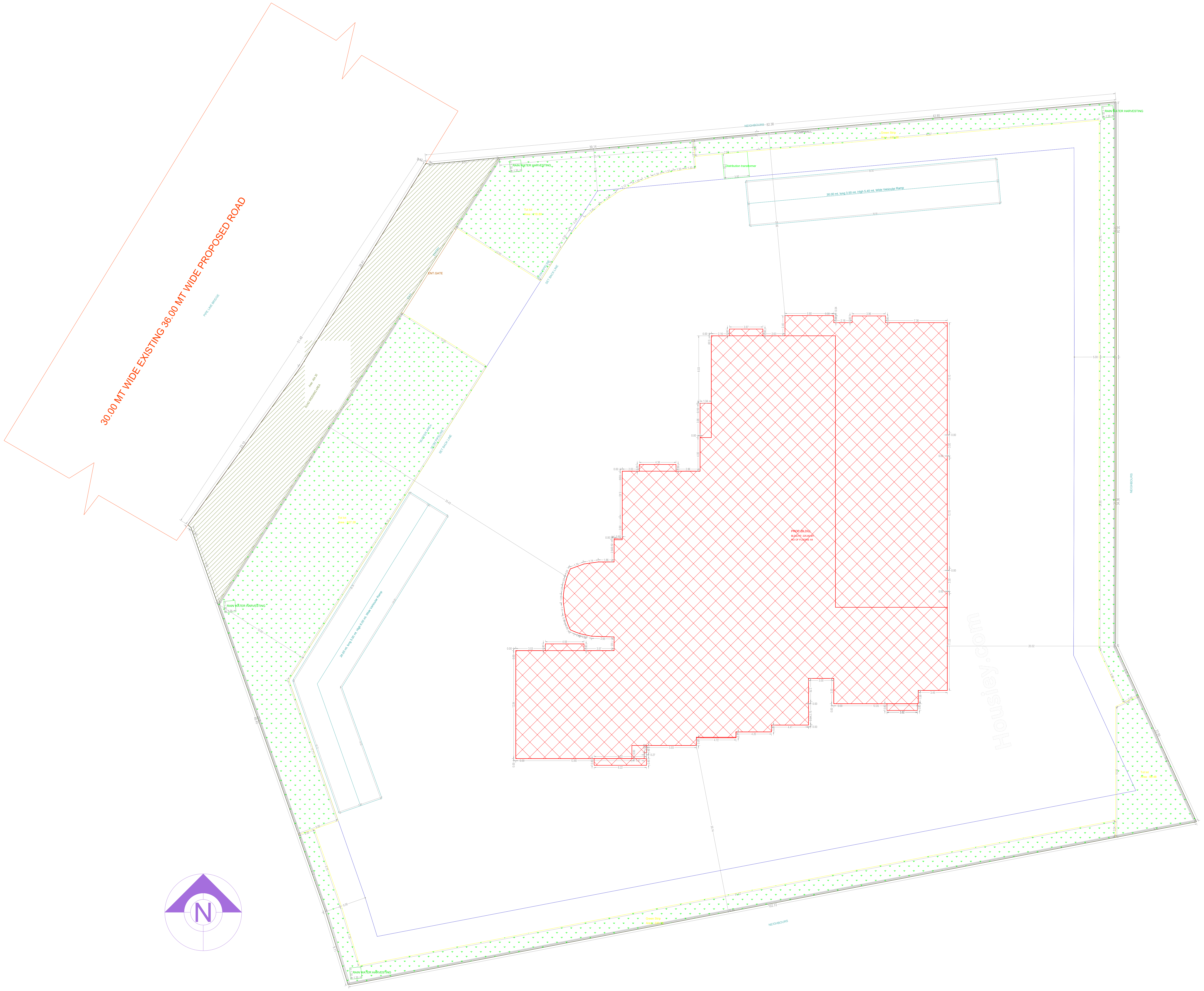
30.00 MT WIDE EXISTING 36.00 MT WIDE PROPOSED ROAD
NEIGHBOURS
COMPWALL
RAIN WATER HARVESTING
Distribution transformer
30.00 mt. long 3.50 mt. High 5.40 mt. Wide Vehicular Ramp
Green Strip
Tot lot
ENTRY
ENT.GATE
EXIT
SET BACK LINE
PIPELINE
PROP (BLDG)
BLDG HT: 225.80 MT
NO OF FLOORS: 64
N

SITE PLAN
(Scale - 1:100)

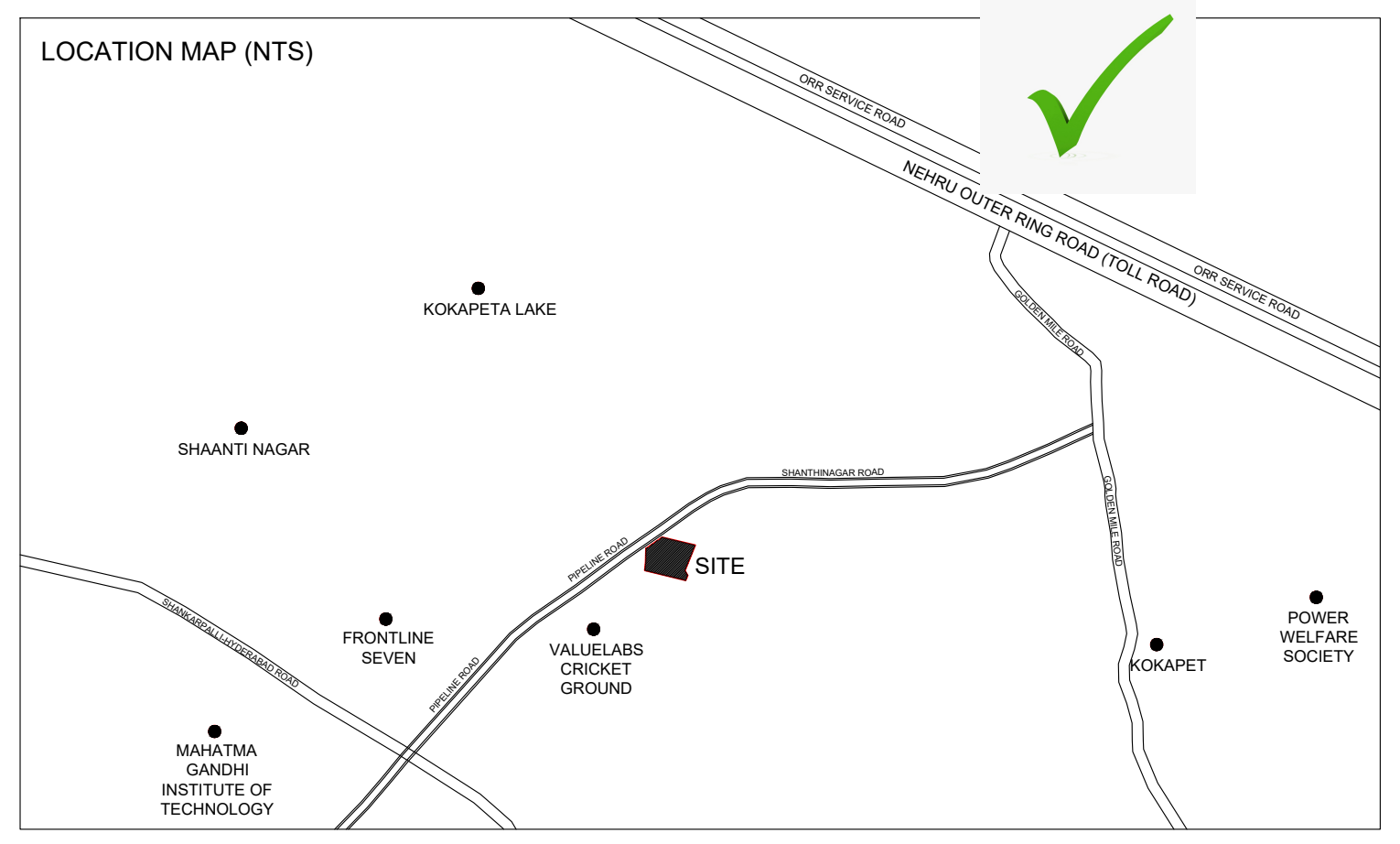
LOCATION MAP (NTS)
ORR SERVICE ROAD
NEHRU OUTER RING ROAD (TOLL ROAD)
GOLDEN MILE ROAD
KOKAPETA LAKE
SHAANTI NAGAR
SHANTHINAGAR ROAD
PIPELINE ROAD
SITE
SHANKARPALLI-HYDERABAD ROAD
FRONTLINE SEVEN
VALUELABS CRICKET GROUND
KOKAPET
POWER WELFARE SOCIETY
MAHATMA GANDHI INSTITUTE OF TECHNOLOGY

Location Plan

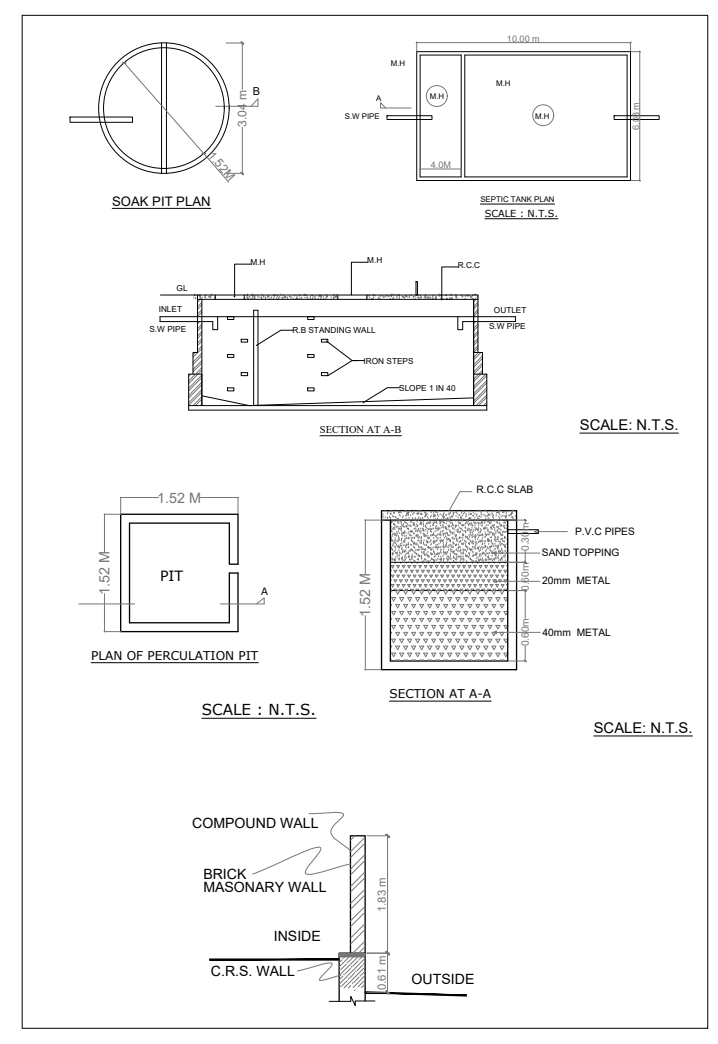
SOAK PIT PLAN
3.04 m
1.52M
B
SEPTIC TANK PLAN
SCALE : N.T.S.
10.00 m
6.03 m
4.0M
M.H
S.W PIPE
A
GL
INLET
OUTLET
R.C.C
R.B STANDING WALL
IRON STEPS
SLOPE 1 IN 40
SECTION AT A-B
SCALE: N.T.S.
1.52 M
PIT
PLAN OF PERCULATION PIT
SCALE : N.T.S.
R.C.C SLAB
P.V.C PIPES
SAND TOPPING
20mm METAL
40mm METAL
SECTION AT A-A
SCALE: N.T.S.
COMPOUND WALL
BRICK MASONARY WALL
INSIDE
C.R.S. WALL
OUTSIDE
1.83 m
0.61 m

OFFICE USE

PERMIT NO.

Structural Detail

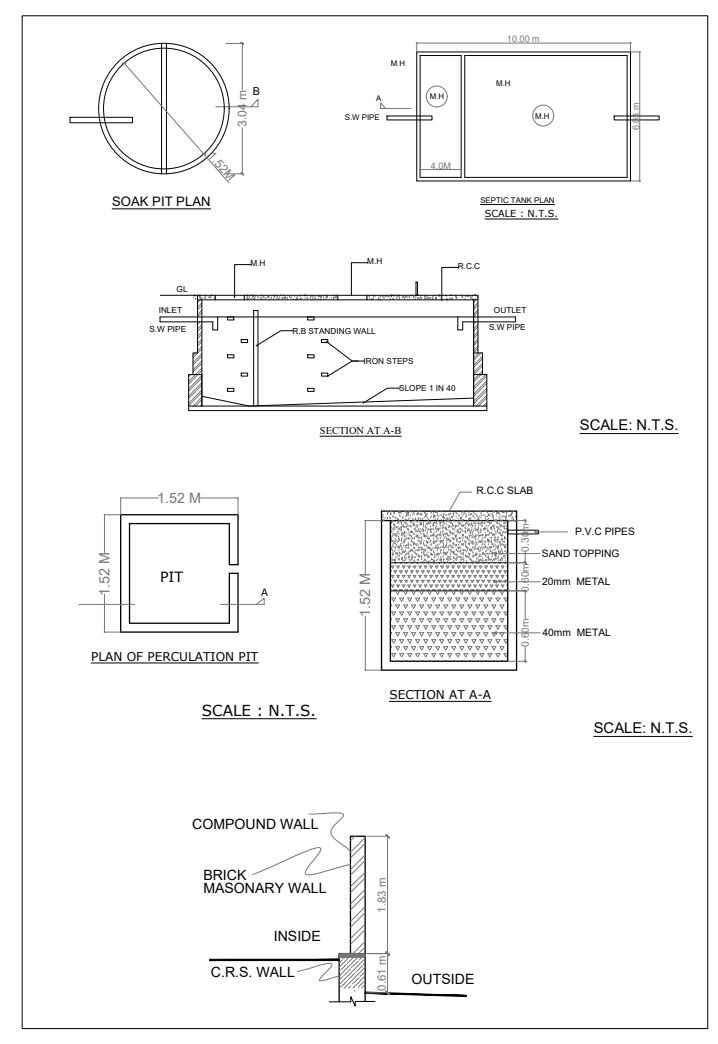
SOAK PIT PLAN
SEPTIC TANK PLAN
SCALE : N.T.S.
SECTION AT A-B
SCALE: N.T.S.
PLAN OF PERCULATION PIT
SCALE : N.T.S.
SECTION AT A-A
SCALE: N.T.S.
COMPOUND WALL
BRICK MASONARY WALL
INSIDE
C.R.S. WALL
OUTSIDE

OFFICE USE

PERMIT NO.

Structural Detail

GENERAL CONDITIONS:

1.A dual piping system is a type of plumbing system where two separate sets of pipes are installed to distribute water in a building. One set of pipes carries potable or drinking water, while the other set of pipes carries non-potable or reclaimed water. The potable water pipes are connected to the main water supply and distribute water for drinking, cooking, and bathing. The non-potable or reclaimed water pipes carry water that has been treated and recycled from sources like rainwater, greywater from sinks and showers, or treated wastewater.

2.Parking places in buildings shall be provided with Electric Vehicle Charging Infrastructure as per Central Electricity Authority (CEA) Technical Requirements for Connection of Distributed Generation Sources, CEA Measures of Safety Regulations, 2010 and Ministry of Power Consolidated Guidelines and Standards for EV Charging Infrastructure, as amended from time to time".

3.For Constructions over 10,000 Sq.mt and above and in case of Group Housing Buildings where there are 100 units and above, the plumbing arrangement shall be made in a way that the potable water shall be used for drinking, cooking and bathing only and for rest of the uses, provision for dual piping system shall be made.

4.New building constructions shall have to properly demarcate sections within buildings and on rooftops for housing Broadband/digital connectivity infrastructure / antenna. These areas should have access to power supply for reliable, always on services. Further, Computer Telephony Integration (CTI) of a building shall include the common duct to access the common space used as telecomn room inside the building.

5.Occupancy Certificate to a building shall be granted only after ensuring that the CTI as per the prescribed standards is in place and an undertaking is given by the Architect or Engineer certifying that building has ensured common access to all digital infrastructure to all Service providers in accordance with plan of creation of CTI.

CONDITION:

1 TECHNICAL APPROVAL IS HERE BY ACCORDED FOR ___ <<REs/Comm/others>> Building ____ << floors>> in of plot nos. __ Sy. No: __ situated at in ____ Village & ___ Mandal, ___ District in proceeding letter subject to conditions mentioned on Approved Plan Vide No.___ Dt: ___.
2 All the conditions imposed in Lr. No. ________ Dt: ___ are to be strictly followed.
3 The applicant shall construct the Building as per Sanctioned Plan if any deviations made in setbacks, the 10.00 % mortgaged Built Up Area forfeited, the technical approved building plans will be withdrawn and cancelled without notice and action will be taken as per law.
4 The Cellar/Stilt floor shall be used for parking purpose only and should not be used for any other purposes as per the G.O.Ms.No. 168 MA Dt: 07-04-2012 and its ammendments.
5 The Builder/Developer should construct sump, septic tank and underground drainage as per ISI standards. In addition to the drainage system available.
6 That the applicant shall comply the conditions laid down in the G.O.Ms.No. 168 MA Dt: 07-04-2012 and its Amended Government Orders.
7 This permission does not bar any public agency including HMDA/Local Body to acquire the lands for public purpose as per Law.
8 The Builder/Developer/Owner shall be responsible and ensure that the fire safety, structural stability requirements of the proposed complex are in accordance with the A.P Fire Services Act — 1999.
9 Automatic Sprinkler system is to be provided if the basement area exceeds 200 Sq. Mtrs Electrical wiring and installation shall be certified by the electrical engineers to Ensure electrical fire safety.
10 Transformers shall be provided with 4 hours Rating fire resistant constructions as per Rule 15 (e) of A.P Apartments (Promotion of constructions and ownership) rules, 1987.
11 If any litigations/discrepancy arises in future regarding ownership documents, the applicant is whole responsible and not made party to HMDA or its employees and plans deemed to be withdrawn and cancelled.
12 The HMWS and SB and T.S. Transco not to provide the permanent connection till to produce the occupancy certificate from the Sanctioning Authority.
13 If in case above said conditions are not adhered HMDA/Local Authority can withdraw the said permission.
14 If any cases are pending in court of law with regard to the site U/R and have adverse orders, the permission granted shall be deemed to be withdrawn and cancelled.
15 The applicant/ developer is the whole responsible if any loss of human life or any damage occurs while constructing the building and after construction of building and have no rights to claim to HMDA and its employees shall not be held as a party to any such dispute/ litigations.
16 The HMDA reserve the right to cancel the permission, if it is found that the permission is obtained by false statement or misinterpretation or suppression of any material facts or rule.

OFFICER DETAILS	
OFFICER NAME :	
DESIGNATION :	
DATE AND TIME :	
APPROVAL NO:	SEAL OF APPROVAL
DATE OF APPROVAL :	
OWNER'S SIGNATURE	ARCHITECT'S SIGNATURE
BUILDER'S SIGNATURE	STRUCTURAL ENGINEER'S SIGNATURE

Note: All dimensions are in meters.

PROJECT TITLE : PROPOSED RESIDENTIAL BUILDING CONSISTING OF 5 CELLAR+G+63 UPPER FLOORS IN SY. NOs. 215/P, 216/P, 217/P & 218/P, KOKAPET VILLAGE, NARSINGI MUNICIPALITY, GANDIPET MANDAL, RANGA REDDY DISTRICT, TELANGANA. BELONGING TO : NAVANAAMI PROJECTS PVT. LTD. REPRESENTED BY ITS MANAGING DIRECTOR: SRI. GADDE VENKAT NAVEEN S/O. G. BUTCHI BABU

FILE DETAILS	
LTP NAME : VENKATESH CHENNA	
LTP LICENCE NO :	DATE : 20-03-2025
FILE NO : TS/015268/2025	SHEET NO.: 2 / 8
SHEET NAME : Building Plan Details	

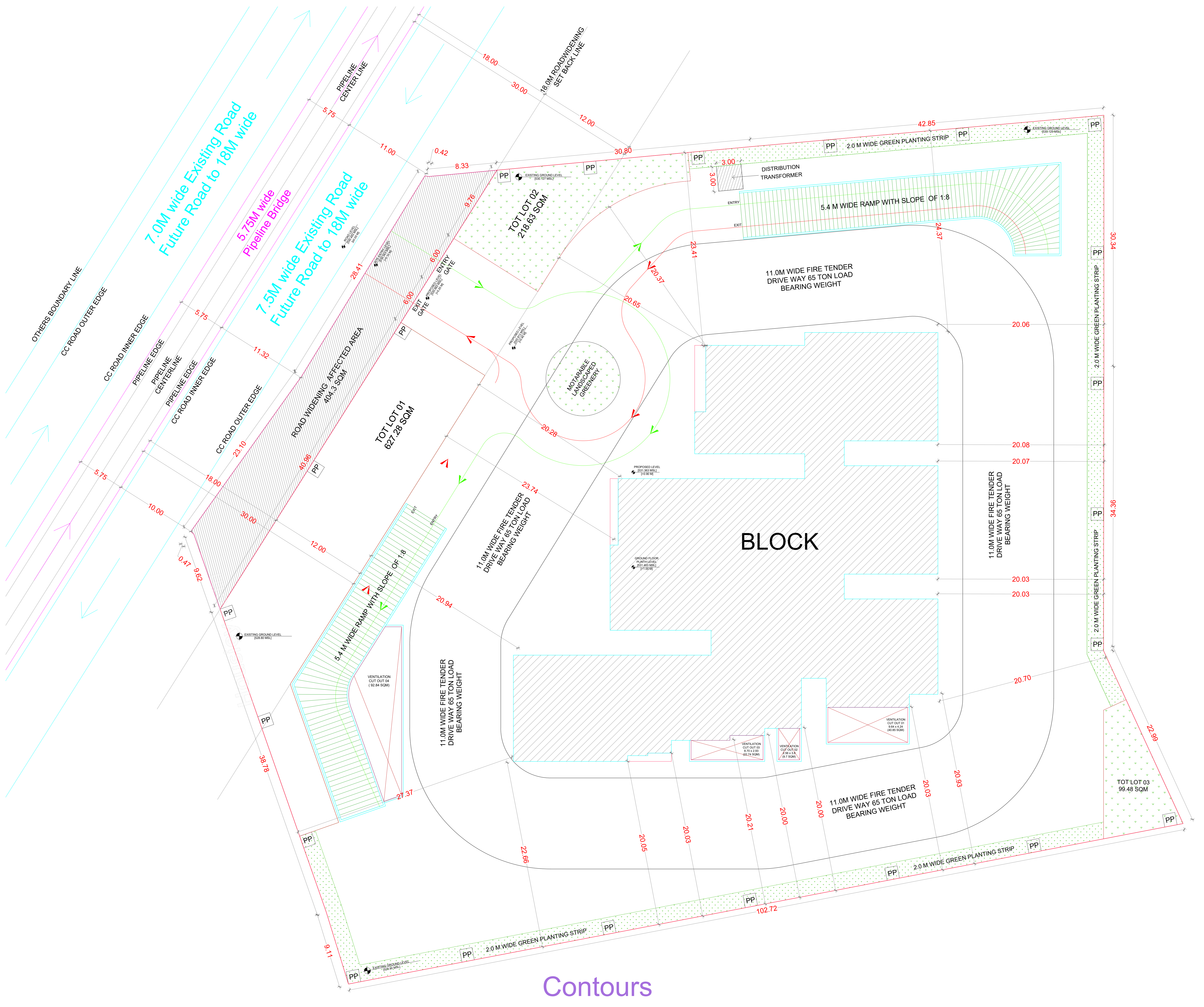
OTHERS BOUNDARY LINE
CC ROAD OUTER EDGE
CC ROAD INNER EDGE
PIPELINE EDGE
PIPELINE CENTERLINE
PIPELINE EDGE
CC ROAD INNER EDGE
CC ROAD OUTER EDGE
7.0M wide Existing Road Future Road to 18M wide
5.75M wide Pipeline Bridge
7.5M wide Existing Road Future Road to 18M wide
PIPELINE CENTER LINE
18.0M ROADWIDENING SET BACK LINE
ROAD LEVEL [530.463 MSL] [±0.00 M]
SITE ENTRY LEVEL [530.563 MSL] [+0.10 M]
PROPOSED LEVEL [530.663 MSL] [+0.20 M]
PROPOSED LEVEL [530.913 MSL] [+0.45 M]
PROPOSED LEVEL [531.363 MSL] [+0.90 M]
GROUND FLOOR PLINTH LEVEL [531.463 MSL] [+1.00 M]
EXISTING GROUND LEVEL [530.127 MSL]
EXISTING GROUND LEVEL [530.125 MSL]
EXISTING GROUND LEVEL [528.80 MSL]
EXISTING GROUND LEVEL [528.90 MSL]
ROAD WIDENING AFFECTED AREA 404.3 SQM
ENTRY GATE
EXIT GATE
TOT LOT 01 627.28 SQM
TOT LOT 02 218.63 SQM
TOT LOT 03 99.48 SQM
DISTRIBUTION TRANSFORMER
ENTRY
EXIT
5.4 M WIDE RAMP WITH SLOPE OF 1:8
5.4 M WIDE RAMP WITH SLOPE OF 1:8
MOTARABLE LANDSCAPED GREENERY
11.0M WIDE FIRE TENDER DRIVE WAY 65 TON LOAD BEARING WEIGHT
11.0M WIDE FIRE TENDER DRIVE WAY 65 TON LOAD BEARING WEIGHT
11.0M WIDE FIRE TENDER DRIVE WAY 65 TON LOAD BEARING WEIGHT
11.0M WIDE FIRE TENDER DRIVE WAY 65 TON LOAD BEARING WEIGHT
11.0M WIDE FIRE TENDER DRIVE WAY 65 TON LOAD BEARING WEIGHT
BLOCK
VENTILATION CUT OUT 01 9.64 x 4.24 (40.85 SQM)
VENTILATION CUT OUT 02 2.56 x 3.8 (9.7 SQM)
VENTILATION CUT OUT 03 8.70 x 2.93 (22.74 SQM)
VENTILATION CUT OUT 04 (92.84 SQM)
2.0 M WIDE GREEN PLANTING STRIP
PP
5.75
11.00
5.75
11.32
5.75
10.00
18.00
30.00
12.00
18.00
30.00
12.00
0.42
8.33
9.76
28.41
6.00
6.00
23.10
40.96
0.47
9.62
38.78
9.11
102.72
42.85
30.80
3.00
3.00
30.34
34.36
22.99
23.41
24.37
20.37
20.65
20.28
20.06
20.08
20.07
20.03
20.03
20.70
23.74
20.94
27.37
22.66
20.05
20.03
20.21
20.00
20.00
20.03
20.93

Contours

SITE PLAN

GENERAL CONDITIONS:

1.A dual piping system is a type of plumbing system where two separate sets of pipes are installed to distribute water in a building. One set of pipes carries potable or drinking water, while the other set of pipes carries non-potable or reclaimed water. The potable water pipes are connected to the main water supply and distribute water for drinking, cooking, and bathing. The non-potable or reclaimed water pipes carry water that has been treated and recycled from sources like rainwater, greywater from sinks and showers, or treated wastewater.
2.Parking places in buildings shall be provided with Electric Vehicle Charging Infrastructure as per Central Electricity Authority (CEA) Technical Requirements for Connection of Distributed Generation Sources, CEA Measures of Safety Regulations, 2010 and Ministry of Power Consolidated Guidelines and Standards for EV Charging Infrastructure, as amended from time to time".
3.For Constructions over 10,000 Sq.mt and above and in case of Group Housing Buildings where there are 100 units and above, the plumbing arrangement shall be made in a way that the potable water shall be used for drinking, cooking and bathing only and for rest of the uses, provision for dual piping system shall be made.
4.New building constructions shall have to properly demarcate sections within buildings and on rooftops for housing Broadband/digital connectivity infrastructure / antenna. These areas should have access to power supply for reliable, always on services. Further, Computer Telephony Integration (CTI) of a building shall include the common duct to access the common space used as telecomn room inside the building.
5.Occupancy Certificate to a building shall be granted only after ensuring that the CTI as per the prescribed standards is in place and an undertaking is given by the Architect or Engineer certifying that building has ensured common access to all digital infrastructure to all Service providers in accordance with plan of creation of CTI.

CONDITION:

1 TECHNICAL APPROVAL IS HERE BY ACCORDED FOR ___ <<REs/Comm/others>> Building ____ << floors>> in of plot nos. __ Sy. No: __ situated at in ____ Village & ___ Mandal, ___ District in proceeding letter subject to conditions mentioned on Approved Plan Vide No.___ Dt: ___.
2 All the conditions imposed in Lr. No. ________ Dt: ___ are to be strictly followed.
3 The applicant shall construct the Building as per Sanctioned Plan if any deviations made in setbacks, the 10.00 % mortgaged Built Up Area forfeited, the technical approved building plans will be withdrawn and cancelled without notice and action will be taken as per law.
4 The Cellar/Stilt floor shall be used for parking purpose only and should not be used for any other purposes as per the G.O.Ms.No. 168 MA Dt: 07-04-2012 and its ammendments.
5 The Builder/Developer should construct sump, septic tank and underground drainage as per ISI standards. In addition to the drainage system available.
6 That the applicant shall comply the conditions laid down in the G.O.Ms.No. 168 MA Dt: 07-04-2012 and its Amended Government Orders.
7 This permission does not bar any public agency including HMDA/Local Body to acquire the lands for public purpose as per Law.
8 The Builder/Developer/Owner shall be responsible and ensure that the fire safety, structural stability requirements of the proposed complex are in accordance with the A.P Fire Services Act — 1999.
9 Automatic Sprinkler system is to be provided if the basement area exceeds 200 Sq. Mtrs Electrical wiring and installation shall be certified by the electrical engineers to Ensure electrical fire safety.
10 Transformers shall be provided with 4 hours Rating fire resistant constructions as per Rule 15 (e) of A.P Apartments (Promotion of constructions and ownership) rules, 1987.
11 If any litigations/discrepancy arises in future regarding ownership documents, the applicant is whole responsible and not made party to HMDA or its employees and plans deemed to be withdrawn and cancelled.
12 The HMWS and SB and T.S. Transco not to provide the permanent connection till to produce the occupancy certificate from the Sanctioning Authority.
13 If in case above said conditions are not adhered HMDA/Local Authority can withdraw the said permission.
14 If any cases are pending in court of law with regard to the site U/R and have adverse orders, the permission granted shall be deemed to be withdrawn and cancelled.
15 The applicant/ developer is the whole responsible if any loss of human life or any damage occurs while constructing the building and after construction of building and have no rights to claim to HMDA and its employees shall not be held as a party to any such dispute/ litigations.
16 The HMDA reserve the right to cancel the permission, if it is found that the permission is obtained by false statement or misinterpretation or suppression of any material facts or rule.

OFFICER DETAILS	
OFFICER NAME : DESIGNATION : DATE AND TIME :	
APPROVAL NO:	SEAL OF APPROVAL
DATE OF APPROVAL :	
OWNER'S SIGNATURE	ARCHITECT'S SIGNATURE
BUILDER'S SIGNATURE	STRUCTURAL ENGINEER'S SIGNATURE

Note: All dimensions are in meters.

PROJECT TITLE : PROPOSED RESIDENTIAL BUILDING CONSISTING OF 5 CELLAR+G+63 UPPER FLOORS IN SY. NOs. 215/P, 216/P, 217/P & 218/P, KOKAPET VILLAGE, NARSINGI MUNICIPALITY, GANDIPET MANDAL, RANGA REDDY DISTRICT, TELANGANA. BELONGING TO : NAVANAAMI PROJECTS PVT. LTD. REPRESENTED BY ITS MANAGING DIRECTOR: SRI. GADDE VENKAT NAVEEN S/O. G. BUTCHI BABU

FILE DETAILS	
LTP NAME : VENKATESH CHENNA	
LTP LICENCE NO :	DATE : 20-03-2025
FILE NO : TS/015268/2025	SHEET NO.: 3 / 8
SHEET NAME : Building Plan Details	

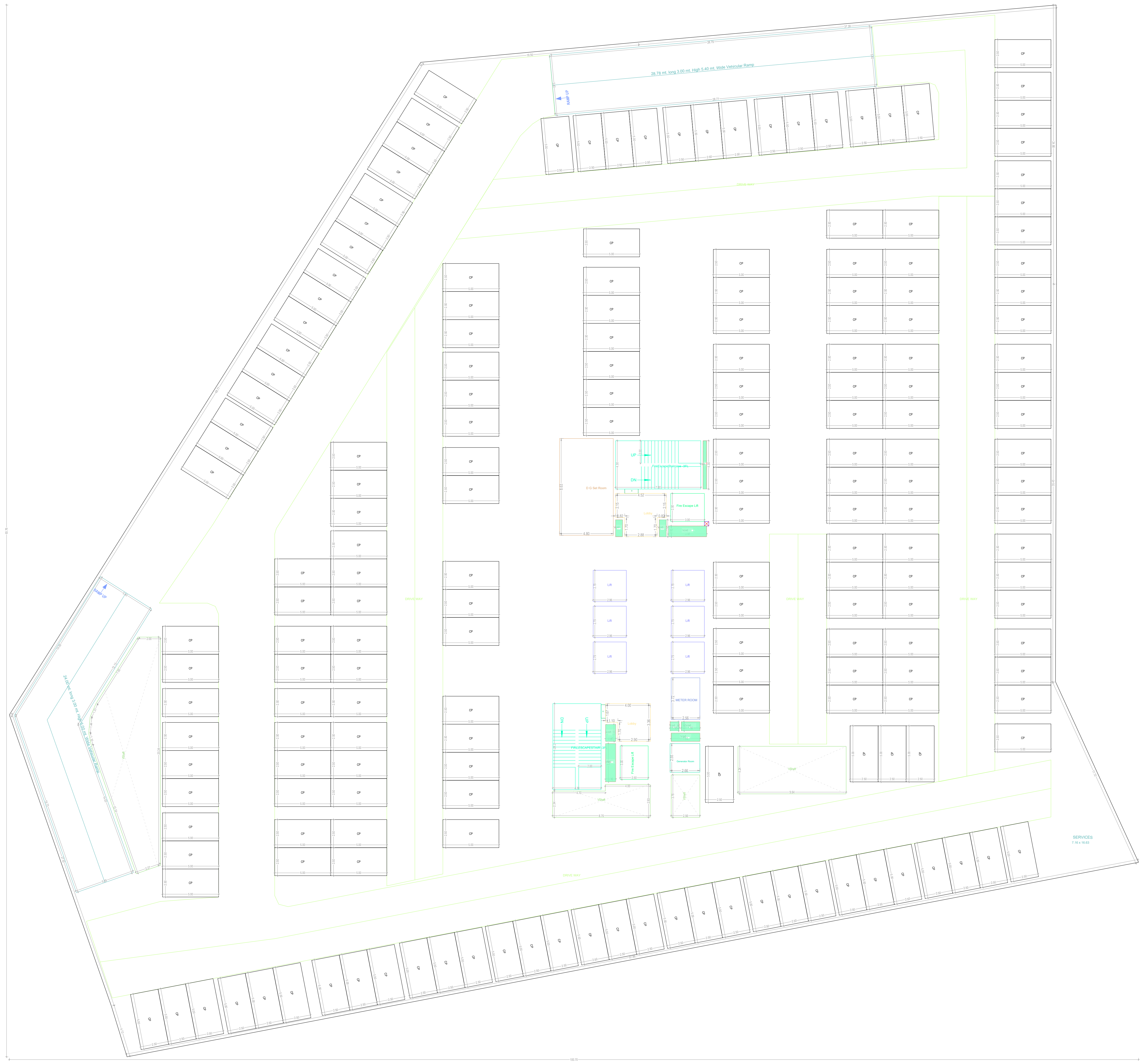

BASEMENT FIFTH FLOOR PLAN
(SCALE 1:100)

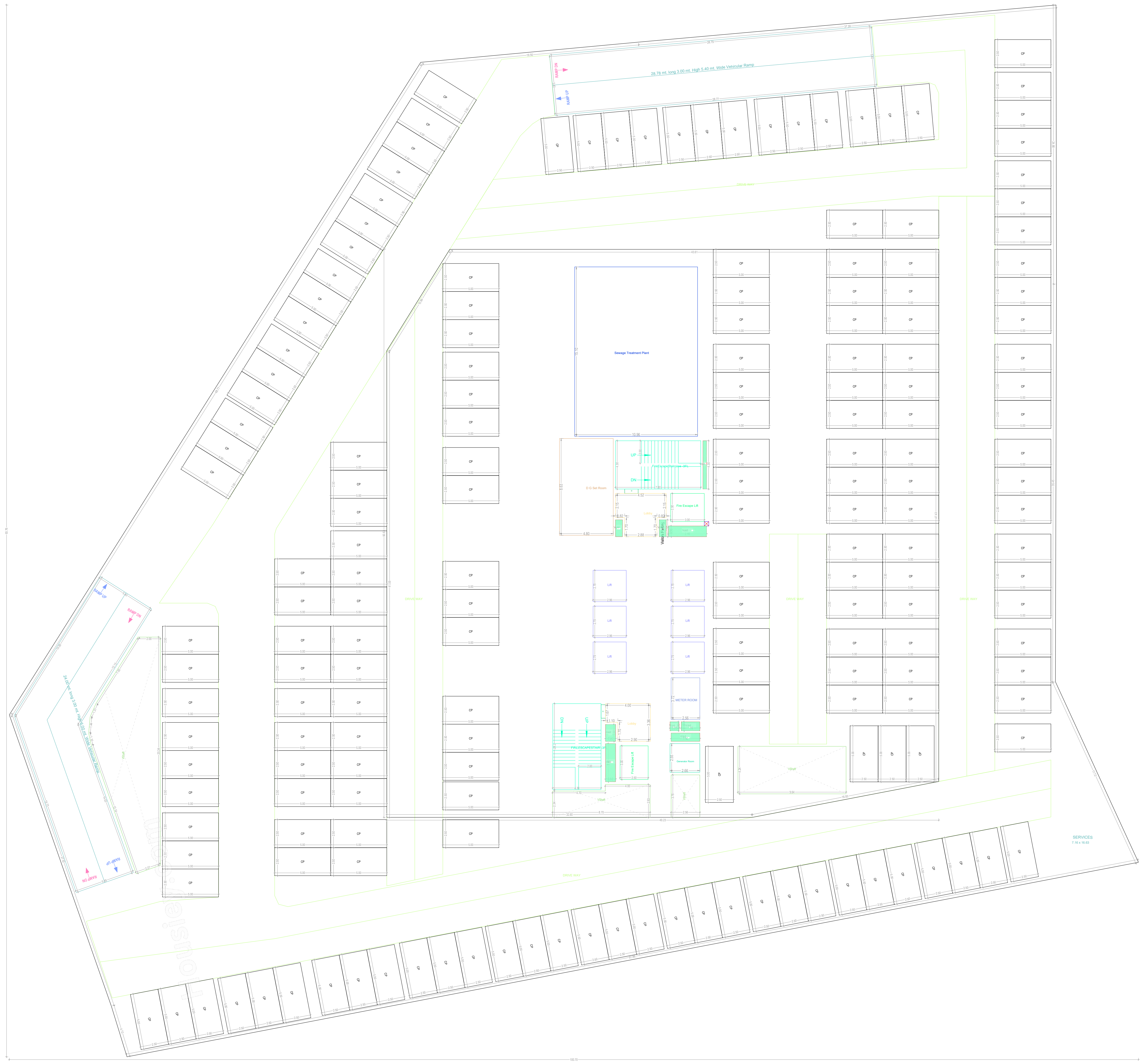

BASEMENT FOURTH FLOOR PLAN
(SCALE 1:100)

BUILDING :PROP (BLDG)

FLOOR NAME	TOTAL BUA	DEDUCTIONS			ADDTIONS	NET BUA		TNMTS.	PARKING AREA	NO OF STACK	NET PARKING
		VSHAFT	VOID	ACCES.	BAL.	RESI.	COMM.				
BASEMENT FIFTH FLOOR	6596.56	165.98	14.74	83.94	0.00	0.00	0.00	00	6331.90	1	6331.90
BASEMENT FOURTH FLOOR	6596.56	165.98	14.74	249.39	0.00	0.00	0.00	00	6503.85	1	6503.85
BASEMENT THIRD FLOOR	6596.56	165.98	14.74	249.39	0.00	0.00	0.00	00	6166.45	1	6166.45
BASEMENT SECOND FLOOR	6596.56	165.98	14.74	83.94	0.00	0.00	0.00	00	6105.23	1	6105.23
BASEMENT FIRST FLOOR	6596.56	165.98	14.74	472.32	0.00	0.00	0.00	00	5743.60	1	5743.60
GROUND FLOOR	1625.35	0.00	27.82	230.55	0.00	0.00	1366.98	00	0.00	0	0.00
FIRST FLOOR	1245.54	0.00	279.35	0.00	0.00	0.00	966.19	00	0.00	0	0.00
SECOND FLOOR	1892.88	0.00	208.96	0.00	0.00	0.00	1683.92	00	0.00	0	0.00
SERVICE FLOOR	1652.06	0.00	1521.28	0.00	0.00	130.78	0.00	00	0.00	0	0.00
THIRD FLOOR	1709.68	0.00	18.70	0.00	0.00	1690.98	0.00	06	0.00	0	0.00
FOURTH FLOOR	1709.68	0.00	18.70	0.00	0.00	1690.98	0.00	06	0.00	0	0.00
FIFTH FLOOR	1709.68	0.00	18.70	0.00	0.00	1690.98	0.00	06	0.00	0	0.00
SIXTH FLOOR	1709.68	0.00	18.70	0.00	0.00	1690.98	0.00	06	0.00	0	0.00
SEVENTH FLOOR	1709.68	0.00	18.70	0.00	0.00	1690.98	0.00	06	0.00	0	0.00
EIGHTH FLOOR	1709.68	0.00	18.70	0.00	0.00	1690.98	0.00	06	0.00	0	0.00
NINTH FLOOR	1709.68	0.00	18.70	0.00	0.00	1690.98	0.00	06	0.00	0	0.00
TENTH FLOOR	1709.68	0.00	18.70	0.00	0.00	1690.98	0.00	06	0.00	0	0.00
ELEVENTH FLOOR	1709.68	0.00	18.70	0.00	0.00	1690.98	0.00	06	0.00	0	0.00
TWELFTH FLOOR	1709.67	0.00	18.35	0.00	0.00	1691.32	0.00	06	0.00	0	0.00
THIRTEENTH FLOOR	1709.67	0.00	18.35	0.00	0.00	1691.32	0.00	06	0.00	0	0.00
FOURTEENTH FLOOR	1709.67	0.00	18.35	0.00	0.00	1691.32	0.00	06	0.00	0	0.00
FIFTEENTH FLOOR	1706.48	0.00	18.35	0.00	0.00	1688.13	0.00	06	0.00	0	0.00
SIXTEENTH FLOOR	1710.19	0.00	18.35	0.00	0.00	1691.84	0.00	06	0.00	0	0.00
SEVENTEENTH FLOOR	1710.19	0.00	18.35	0.00	0.00	1691.84	0.00	06	0.00	0	0.00
EIGHTEENTH FLOOR	1710.19	0.00	18.35	0.00	0.00	1691.84	0.00	06	0.00	0	0.00
NINETEENTH FLOOR	1710.19	0.00	18.35	0.00	0.00	1691.84	0.00	06	0.00	0	0.00
TWENTIETH FLOOR	1710.19	0.00	18.35	0.00	0.00	1691.84	0.00	06	0.00	0	0.00
TWENTYFIRST FLOOR	1710.19	0.00	18.35	0.00	0.00	1691.84	0.00	06	0.00	0	0.00
TWENTYSECOND FLOOR	1710.19	0.00	18.35	0.00	0.00	1691.84	0.00	06	0.00	0	0.00
TWENTYTHIRD FLOOR	1706.48	0.00	18.35	0.00	0.00	1688.13	0.00	06	0.00	0	0.00
TWENTYFOURTH FLOOR	1710.19	0.00	18.35	0.00	0.00	1691.84	0.00	06	0.00	0	0.00
TWENTYFIFTH FLOOR	1710.19	0.00	18.35	0.00	0.00	1691.84	0.00	06	0.00	0	0.00
TWENTYSIXTH FLOOR	1710.19	0.00	18.35	0.00	0.00	1691.84	0.00	06	0.00	0	0.00
TWENTYSEVENTH FLOOR	1710.19	0.00	18.35	0.00	0.00	1691.84	0.00	06	0.00	0	0.00
TWENTYEIGHTH FLOOR	1710.19	0.00	18.35	0.00	0.00	1691.84	0.00	06	0.00	0	0.00
TWENTYNINTH FLOOR	1710.19	0.00	18.35	0.00	0.00	1691.84	0.00	06	0.00	0	0.00
THIRTIETH FLOOR	1710.19	0.00	18.35	0.00	0.00	1691.84	0.00	06	0.00	0	0.00
THIRTYFIRST FLOOR	1710.19	0.00	18.35	0.00	0.00	1691.84	0.00	06	0.00	0	0.00
THIRTYSECOND FLOOR	1710.20	0.00	18.20	0.00	0.00	1692.00	0.00	05	0.00	0	0.00
THIRTYTHIRD FLOOR	1706.48	0.00	18.35	0.00	0.00	1688.13	0.00	06	0.00	0	0.00
THIRTYFOURTH FLOOR	1710.19	0.00	18.35	0.00	0.00	1691.84	0.00	06	0.00	0	0.00
THIRTYFIFTH FLOOR	1710.19	0.00	18.35	0.00	0.00	1691.84	0.00	06	0.00	0	0.00
THIRTYSIXTH FLOOR	1710.19	0.00	18.35	0.00	0.00	1691.84	0.00	06	0.00	0	0.00
THIRTYSEVENTH FLOOR	1710.19	0.00	18.35	0.00	0.00	1691.84	0.00	06	0.00	0	0.00
THIRTYEIGHTH FLOOR	1710.19	0.00	18.35	0.00	0.00	1691.84	0.00	06	0.00	0	0.00
THIRTYNINTH FLOOR	1710.19	0.00	18.35	0.00	0.00	1691.84	0.00	06	0.00	0	0.00
FORTIETH FLOOR	1710.19	0.00	18.35	0.00	0.00	1691.84	0.00	06	0.00	0	0.00
FORTYFIRST FLOOR	1706.48	0.00	18.35	0.00	0.00	1688.13	0.00	06	0.00	0	0.00
FORTYSECOND FLOOR	1710.19	0.00	18.35	0.00	0.00	1691.84	0.00	06	0.00	0	0.00
FORTYTHIRD FLOOR	1710.19	0.00	18.35	0.00	0.00	1691.84	0.00	06	0.00	0	0.00
FORTYFOURTH FLOOR	1710.19	0.00	18.35	0.00	0.00	1691.84	0.00	06	0.00	0	0.00
FORTYFIFTH FLOOR	1710.19	0.00	18.35	0.00	0.00	1691.84	0.00	06	0.00	0	0.00
FORTYSIXTH FLOOR	1710.19	0.00	18.35	0.00	0.00	1691.84	0.00	06	0.00	0	0.00
FORTYSEVENTH FLOOR	1710.19	0.00	18.35	0.00	0.00	1691.84	0.00	06	0.00	0	0.00
FORTYEIGHTH FLOOR	1710.19	0.00	18.35	0.00	0.00	1691.84	0.00	06	0.00	0	0.00
FORTYNINTH FLOOR	1710.19	0.00	18.35	0.00	0.00	1691.84	0.00	06	0.00	0	0.00
FIFTIETH FLOOR	1706.48	0.00	18.35	0.00	0.00	1688.13	0.00	06	0.00	0	0.00
FIFTYFIRST FLOOR	1710.19	0.00	18.35	0.00	0.00	1691.84	0.00	06	0.00	0	0.00
FIFTYSECOND FLOOR	1710.19	0.00	18.35	0.00	0.00	1691.84	0.00	06	0.00	0	0.00
FIFTYTHIRD FLOOR	1710.19	0.00	18.35	0.00	0.00	1691.84	0.00	06	0.00	0	0.00
FIFTYFOURTH FLOOR	1710.19	0.00	18.35	0.00	0.00	1691.84	0.00	06	0.00	0	0.00
FIFTYFIFTH FLOOR	1710.19	0.00	18.35	0.00	0.00	1691.84	0.00	06	0.00	0	0.00
FIFTYSIXTH FLOOR	1710.19	0.00	18.35	0.00	0.00	1691.84	0.00	06	0.00	0	0.00
FIFTYSEVENTH FLOOR	1710.19	0.00	18.35	0.00	0.00	1691.84	0.00	06	0.00	0	0.00
FIFTYEIGHTH FLOOR	1710.19	0.00	18.35	0.00	0.00	1691.84	0.00	06	0.00	0	0.00
FIFTYNINTH FLOOR	1706.48	0.00	18.35	0.00	0.00	1688.13	0.00	06	0.00	0	0.00
SIXTIETH FLOOR	1710.19	0.00	18.35	0.00	0.00	1691.84	0.00	06	0.00	0	0.00
SIXTYFIRST FLOOR	1710.19	0.00	18.35	0.00	0.00	1691.84	0.00	06	0.00	0	0.00
SIXTYSECOND FLOOR	1710.19	0.00	18.35	0.00	0.00	1691.84	0.00	06	0.00	0	0.00
SIXTYTHIRD FLOOR	1571.55	0.00	17.90	0.00	0.00	1138.14	409.17	03	0.00	0	0.00
TERRACE FLOOR	69.42	0.00	0.00	35.74	33.68	0.00	0.00	00	0.00	0	0.00
TOTAL	143622.60	829.90	3233.01	1405.27	33.68	102747.92	4426.26	362	30851.03		30851.03
TOTAL NO OF BLDG	1										
TOTAL	143622.60	829.90	3233.01	1405.27	33.68	102747.92	4426.26	362	30851.03		30851.03

ISO_full_bleed_4A0_(1682.00_x_2378.00_MM)

Balcony Calculations Table

FLOOR NAME	SIZE	TOTAL AREA
SIXTEENTH FLOOR PLAN	1.58 X 3.46 X 1	59.05
	1.35 X 3.86 X 1	
	2.00 X 4.07 X 1	
	2.00 X 8.03 X 1	
	2.00 X 5.30 X 1	
	0.80 X 6.22 X 1	
	0.80 X 3.62 X 1	
	0.80 X 3.96 X 1	
	0.80 X 3.97 X 1	
	0.80 X 4.36 X 1	
	0.80 X 4.59 X 1	
THIRTYSECOND FLOOR PLAN	1.58 X 3.46 X 2	75.41
	1.33 X 8.03 X 1	
	1.35 X 3.86 X 1	
	2.00 X 4.07 X 1	
	2.00 X 8.03 X 1	
	2.00 X 5.30 X 1	
	0.80 X 6.22 X 1	
	0.80 X 3.62 X 1	
	0.80 X 3.96 X 1	
	0.80 X 3.97 X 1	
	0.80 X 4.36 X 1	
	0.80 X 4.59 X 1	
FIFTEENTH FLOOR PLAN	1.58 X 3.46 X 1	51.39
	1.35 X 3.86 X 1	
	2.00 X 4.07 X 1	
	2.00 X 3.81 X 1	
	2.00 X 5.30 X 1	
	0.80 X 6.22 X 1	
	0.80 X 3.62 X 1	
	0.80 X 3.96 X 1	
	0.80 X 3.97 X 1	
	0.80 X 4.59 X 1	
TYPICAL - 12- 14 FLOOR PLAN	1.58 X 3.46 X 1 X 3	177.15
	1.35 X 3.86 X 1 X 3	
	2.00 X 4.07 X 1 X 3	
	2.00 X 8.03 X 1 X 3	
	2.00 X 5.30 X 1 X 3	
	0.80 X 6.22 X 1 X 3	
	0.80 X 3.62 X 1 X 3	
	0.80 X 3.96 X 1 X 3	
	0.80 X 3.97 X 1 X 3	
	0.80 X 4.36 X 1 X 3	
	0.80 X 4.59 X 1 X 3	
TERRACE FLOOR PLAN	1.58 X 3.46 X 1	33.68
	2.00 X 4.07 X 1	
	2.00 X 8.03 X 1	
	2.00 X 5.30 X 1	
SIXTYTHIRD FLOOR PLAN	1.34 X 8.03 X 1	76.82
	2.00 X 8.03 X 2	
	1.58 X 3.46 X 1	
	2.00 X 5.30 X 1	
	0.80 X 6.22 X 1	
	0.80 X 3.62 X 1	
	0.80 X 3.96 X 1	
	0.80 X 3.97 X 1	
	0.80 X 4.36 X 1	
	0.80 X 4.59 X 1	
TYPICAL - 23, 33, 41, 50& 59 FLOOR PLAN	1.58 X 3.46 X 1 X 5	256.95
	1.35 X 3.86 X 1 X 5	
	2.00 X 4.07 X 1 X 5	
	2.00 X 3.81 X 1 X 5	
	2.00 X 5.30 X 1 X 5	
	0.80 X 6.22 X 1 X 5	
	0.80 X 3.62 X 1 X 5	
	0.80 X 3.96 X 1 X 5	
	0.80 X 3.97 X 1 X 5	
	0.80 X 4.59 X 1 X 5	
TYPICAL - 17- 22, 24- 31, 34- 40, 42-49, 51-58, 60-62 FLOOR PLAN	1.58 X 3.46 X 1 X 40	2362.00
	1.35 X 3.86 X 1 X 40	
	2.00 X 4.07 X 1 X 40	
	2.00 X 8.03 X 1 X 40	
	2.00 X 5.30 X 1 X 40	
	0.80 X 6.22 X 1 X 40	
	0.80 X 3.62 X 1 X 40	
	0.80 X 3.96 X 1 X 40	
	0.80 X 3.97 X 1 X 40	
	0.80 X 4.36 X 1 X 40	
	0.80 X 4.59 X 1 X 40	
TYPICAL - 3- 11 FLOOR PLAN	1.58 X 3.46 X 1 X 9	531.45
	1.35 X 3.86 X 1 X 9	
	2.00 X 4.07 X 1 X 9	
	2.00 X 8.03 X 1 X 9	
	2.00 X 5.30 X 1 X 9	
	0.80 X 6.22 X 1 X 9	
	0.80 X 3.62 X 1 X 9	
	0.80 X 3.96 X 1 X 9	
	0.80 X 3.97 X 1 X 9	
	0.80 X 4.36 X 1 X 9	
	0.80 X 4.59 X 1 X 9	
SECOND FLOOR PLAN	0.98 X 9.65 X 1	32.98
	1.50 X 9.24 X 1	
	1.56 X 6.20 X 1	
Total	-	3656.88

SCHEDULE OF JOINERY

BUILDING NAME	NAME	L X H	NOS
PROP (BLDG)	D	0.74 X 2.10	61
PROP (BLDG)	D	0.75 X 2.10	960
PROP (BLDG)	D	0.79 X 2.10	01
PROP (BLDG)	D2	0.80 X 2.10	305
PROP (BLDG)	D	0.85 X 2.10	01
PROP (BLDG)	D	0.87 X 2.10	05
PROP (BLDG)	D	0.88 X 2.10	15
PROP (BLDG)	D	0.89 X 2.10	41
PROP (BLDG)	D	0.90 X 2.10	431
PROP (BLDG)	D	0.91 X 2.10	01
PROP (BLDG)	D	0.94 X 2.10	01
PROP (BLDG)	D	0.96 X 2.10	01
PROP (BLDG)	D	1.00 X 2.10	1567
PROP (BLDG)	D	1.01 X 2.10	02
PROP (BLDG)	D	1.12 X 2.10	61
PROP (BLDG)	FD	1.19 X 2.10	61
PROP (BLDG)	MD	1.20 X 2.10	362
PROP (BLDG)	D	1.33 X 2.10	01
PROP (BLDG)	D	1.40 X 2.10	03
PROP (BLDG)	FD	1.44 X 2.10	61
PROP (BLDG)	D	1.50 X 2.10	07
PROP (BLDG)	D	1.60 X 2.10	01
PROP (BLDG)	FD	1.62 X 2.10	61
PROP (BLDG)	FD	1.68 X 2.10	61
PROP (BLDG)	FD	1.73 X 2.10	180
PROP (BLDG)	FD	1.78 X 2.10	60
PROP (BLDG)	D	1.89 X 2.10	01
PROP (BLDG)	D	10.84 X 2.10	01
PROP (BLDG)	D	2.00 X 2.10	08
PROP (BLDG)	D	2.02 X 2.10	03
PROP (BLDG)	D	2.60 X 2.10	01
PROP (BLDG)	D	3.00 X 2.10	01
PROP (BLDG)	OPEN	7.64 X 2.10	01

SCHEDULE OF JOINERY

BUILDING NAME	NAME	L X H	NOS
PROP (BLDG)	W	0.10 X 1.20	01
PROP (BLDG)	W	0.20 X 1.20	01
PROP (BLDG)	V	0.21 X 1.20	01
PROP (BLDG)	V	0.73 X 1.20	951
PROP (BLDG)	V	0.75 X 1.20	324
PROP (BLDG)	W	0.80 X 1.20	01
PROP (BLDG)	W	1.29 X 1.20	240
PROP (BLDG)	W	1.45 X 1.20	03
PROP (BLDG)	W	1.59 X 1.20	01
PROP (BLDG)	W	1.60 X 1.20	62
PROP (BLDG)	W	1.69 X 1.20	05
PROP (BLDG)	W	1.75 X 1.20	14
PROP (BLDG)	W	1.76 X 1.20	47
PROP (BLDG)	SD	10.12 X 1.20	01
PROP (BLDG)	W	10.79 X 1.20	01
PROP (BLDG)	SD	11.27 X 1.20	01
PROP (BLDG)	W	12.40 X 1.20	01
PROP (BLDG)	W	2.04 X 1.20	60
PROP (BLDG)	SD	2.09 X 2.00	122
PROP (BLDG)	SD	2.12 X 2.00	240
PROP (BLDG)	W	2.17 X 1.20	01
PROP (BLDG)	W	2.23 X 2.00	122
PROP (BLDG)	W	2.25 X 1.20	61
PROP (BLDG)	W	2.27 X 1.20	180
PROP (BLDG)	W	2.30 X 1.20	1256
PROP (BLDG)	SD	2.40 X 1.20	180
PROP (BLDG)	W1	2.44 X 2.20	01
PROP (BLDG)	W1	2.67 X 2.20	03
PROP (BLDG)	W1	2.70 X 2.20	01
PROP (BLDG)	W	3.00 X 1.20	01
PROP (BLDG)	W	3.40 X 1.20	02
PROP (BLDG)	W	3.56 X 1.20	01
PROP (BLDG)	W	4.34 X 1.20	01
PROP (BLDG)	W	4.51 X 1.20	03
PROP (BLDG)	W	5.36 X 1.20	02
PROP (BLDG)	W	5.41 X 1.20	01
PROP (BLDG)	W	5.69 X 1.20	01
PROP (BLDG)	W	5.70 X 1.20	03
PROP (BLDG)	W	5.77 X 1.20	01
PROP (BLDG)	W	7.35 X 1.20	01
PROP (BLDG)	W	7.38 X 1.20	01
PROP (BLDG)	W	7.46 X 1.20	01
PROP (BLDG)	OPEN	7.68 X 1.20	01
PROP (BLDG)	W	8.05 X 1.20	01
PROP (BLDG)	W	8.51 X 1.20	01
PROP (BLDG)	W	8.69 X 1.20	01
PROP (BLDG)	W	8.83 X 1.20	01
PROP (BLDG)	W	9.79 X 1.20	02

GENERAL CONDITIONS:

1.A dual piping system is a type of plumbing system where two separate sets of pipes are installed to distribute water in a building. One set of pipes carries potable or drinking water, while the other set of pipes carries non-potable or reclaimed water. The potable water pipes are connected to the main water supply and distribute water for drinking, cooking, and bathing. The non-potable or reclaimed water pipes carry water that has been treated and recycled from sources like rainwater, greywater from sinks and showers, or treated wastewater.
2.Parking places in buildings shall be provided with Electric Vehicle Charging Infrastructure as per Central Electricity Authority (CEA) Technical Requirements for Connection of Distributed Generation Sources, CEA Measures of Safety Regulations, 2010 and Ministry of Power Consolidated Guidelines and Standards for EV Charging Infrastructure, as amended from time to time".
3.For Constructions over 10,000 Sq.mt and above and in case of Group Housing Buildings where there are 100 units and above, the plumbing arrangement shall be made in a way that the potable water shall be used for drinking, cooking and bathing only and for rest of the uses, provision for dual piping system shall be made.
4.New building constructions shall have to properly demarcate sections within buildings and on rooftops for housing Broadband/digital connectivity infrastructure / antenna. These areas should have access to power supply for reliable, always on services. Further, Computer Telephony Integration (CTI) of a building shall include the common duct to access the common space used as telecomn room inside the building.
5.Occupancy Certificate to a building shall be granted only after ensuring that the CTI as per the prescribed standards is in place and an undertaking is given by the Architect or Engineer certifying that building has ensured common access to all digital infrastructure to all Service providers in accordance with plan of creation of CTI.

CONDITION:

1 TECHNICAL APPROVAL IS HERE BY ACCORDED FOR ___ <<REs/Comm/others>> Building ____ << floors>> in of plot nos. __ Sy. No: __ situated at in ____ Village & ___ Mandal, ___ District in proceeding letter subject to conditions mentioned on Approved Plan Vide No.___ Dt: ___.
2 All the conditions imposed in Lr. No. ________ Dt: ___ are to be strictly followed.
3 The applicant shall construct the Building as per Sanctioned Plan if any deviations made in setbacks, the 10.00 % mortgaged Built Up Area forfeited, the technical approved building plans will be withdrawn and cancelled without notice and action will be taken as per law.
4 The Cellar/Stilt floor shall be used for parking purpose only and should not be used for any other purposes as per the G.O.Ms.No. 168 MA Dt: 07-04-2012 and its ammendments.
5 The Builder/Developer should construct sump, septic tank and underground drainage as per ISI standards. In addition to the drainage system available.
6 That the applicant shall comply the conditions laid down in the G.O.Ms.No. 168 MA Dt: 07-04-2012 and its Amended Government Orders.
7 This permission does not bar any public agency including HMDA/Local Body to acquire the lands for public purpose as per Law.
8 The Builder/Developer/Owner shall be responsible and ensure that the fire safety, structural stability requirements of the proposed complex are in accordance with the A.P Fire Services Act — 1999.
9 Automatic Sprinkler system is to be provided if the basement area exceeds 200 Sq. Mtrs Electrical wiring and installation shall be certified by the electrical engineers to Ensure electrical fire safety.
10 Transformers shall be provided with 4 hours Rating fire resistant constructions as per Rule 15 (e) of A.P Apartments (Promotion of constructions and ownership) rules, 1987.
11 If any litigations/discrepancy arises in future regarding ownership documents, the applicant is whole responsible and not made party to HMDA or its employees and plans deemed to be withdrawn and cancelled.
12 The HMWS and SB and T.S. Transco not to provide the permanent connection till to produce the occupancy certificate from the Sanctioning Authority.
13 If in case above said conditions are not adhered HMDA/Local Authority can withdraw the said permission.
14 If any cases are pending in court of law with regard to the site U/R and have adverse orders, the permission granted shall be deemed to be withdrawn and cancelled.
15 The applicant/ developer is the whole responsible if any loss of human life or any damage occurs while constructing the building and after construction of building and have no rights to claim to HMDA and its employees shall not be held as a party to any such dispute/ litigations.
16 The HMDA reserve the right to cancel the permission, if it is found that the permission is obtained by false statement or misinterpretation or suppression of any material facts or rule.

OFFICER DETAILS
OFFICER NAME :
DESIGNATION :
DATE AND TIME :

APPROVAL NO:	SEAL OF APPROVAL
DATE OF APPROVAL :	
OWNER'S SIGNATURE	ARCHITECT'S SIGNATURE
BUILDER'S SIGNATURE	STRUCTURAL ENGINEER'S SIGNATURE

Note: All dimensions are in meters.

PROJECT TITLE : PROPOSED RESIDENTIAL BUILDING CONSISTING OF 5 CELLAR+G+63 UPPER FLOORS IN SY. NOs. 215/P, 216/P, 217/P & 218/P, KOKAPET VILLAGE, NARSINGI MUNICIPALITY, GANDIPET MANDAL, RANGA REDDY DISTRICT, TELANGANA. BELONGING TO : NAVANAAMI PROJECTS PVT. LTD. REPRESENTED BY ITS MANAGING DIRECTOR: SRI. GADDE VENKAT NAVEEN S/O. G. BUTCHI BABU

FILE DETAILS			
LTP NAME :	VENKATESH CHENNA		
LTP LICENCE NO :		DATE :	20-03-2025
FILE NO :	TS/015268/2025	SHEET NO.:	4 / 8
SHEET NAME :	Building Plan Details		

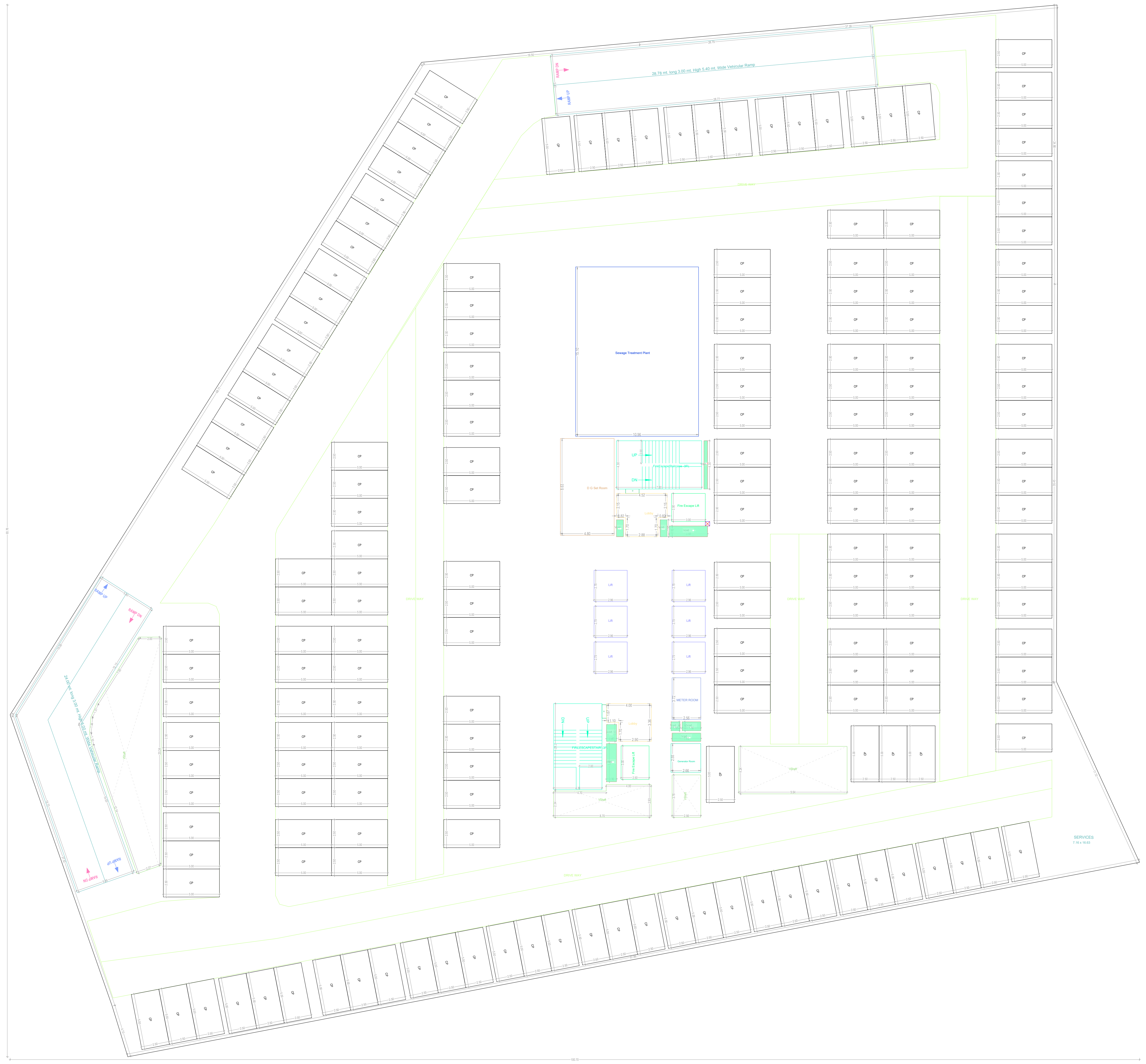

BASEMENT THIRD FLOOR PLAN
(SCALE 1:100)

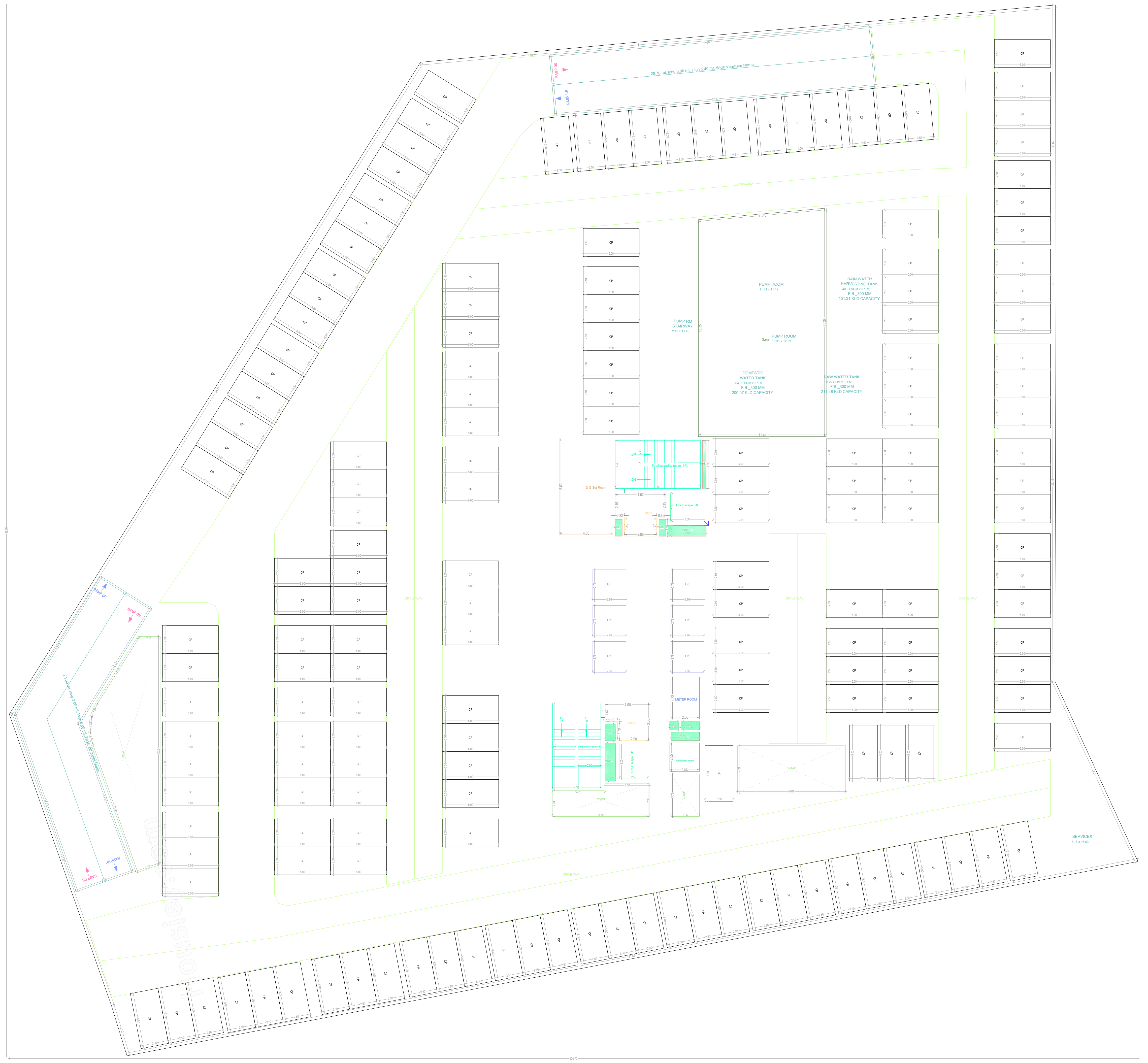

BASEMENT SECOND FLOOR PLAN
(SCALE 1:100)

GENERAL CONDITIONS:

1.A dual piping system is a type of plumbing system where two separate sets of pipes are installed to distribute water in a building. One set of pipes carries potable or drinking water, while the other set of pipes carries non-potable or reclaimed water. The potable water pipes are connected to the main water supply and distribute water for drinking, cooking, and bathing. The non-potable or reclaimed water pipes carry water that has been treated and recycled from sources like rainwater, greywater from sinks and showers, or treated wastewater.
2.Parking places in buildings shall be provided with Electric Vehicle Charging Infrastructure as per Central Electricity Authority (CEA) Technical Requirements for Connection of Distributed Generation Sources, CEA Measures of Safety Regulations, 2010 and Ministry of Power Consolidated Guidelines and Standards for EV Charging Infrastructure, as amended from time to time".
3.For Constructions over 10,000 Sq.mt and above and in case of Group Housing Buildings where there are 100 units and above, the plumbing arrangement shall be made in a way that the potable water shall be used for drinking, cooking and bathing only and for rest of the uses, provision for dual piping system shall be made.
4.New building constructions shall have to properly demarcate sections within buildings and on rooftops for housing Broadband/digital connectivity infrastructure / antenna. These areas should have access to power supply for reliable, always on services. Further, Computer Telephony Integration (CTI) of a building shall include the common duct to access the common space used as telecomn room inside the building.
5.Occupancy Certificate to a building shall be granted only after ensuring that the CTI as per the prescribed standards is in place and an undertaking is given by the Architect or Engineer certifying that building has ensured common access to all digital infrastructure to all Service providers in accordance with plan of creation of CTI.

CONDITION:

1 TECHNICAL APPROVAL IS HERE BY ACCORDED FOR ___ <<REs/Comm/others>> Building ____ << floors>> in of plot nos. __ Sy. No: __ situated at in ____ Village & ___ Mandal, ___ District in proceeding letter subject to conditions mentioned on Approved Plan Vide No.___ Dt: ___.
2 All the conditions imposed in Lr. No. ________ Dt: ___ are to be strictly followed.
3 The applicant shall construct the Building as per Sanctioned Plan if any deviations made in setbacks, the 10.00 % mortgaged Built Up Area forfeited, the technical approved building plans will be withdrawn and cancelled without notice and action will be taken as per law.
4 The Cellar/Stilt floor shall be used for parking purpose only and should not be used for any other purposes as per the G.O.Ms.No. 168 MA Dt: 07-04-2012 and its ammendments.
5 The Builder/Developer should construct sump, septic tank and underground drainage as per ISI standards. In addition to the drainage system available.
6 That the applicant shall comply the conditions laid down in the G.O.Ms.No. 168 MA Dt: 07-04-2012 and its Amended Government Orders.
7 This permission does not bar any public agency including HMDA/Local Body to acquire the lands for public purpose as per Law.
8 The Builder/Developer/Owner shall be responsible and ensure that the fire safety, structural stability requirements of the proposed complex are in accordance with the A.P Fire Services Act — 1999.
9 Automatic Sprinkler system is to be provided if the basement area exceeds 200 Sq. Mtrs Electrical wiring and installation shall be certified by the electrical engineers to Ensure electrical fire safety.
10 Transformers shall be provided with 4 hours Rating fire resistant constructions as per Rule 15 (e) of A.P Apartments (Promotion of constructions and ownership) rules, 1987.
11 If any litigations/discrepancy arises in future regarding ownership documents, the applicant is whole responsible and not made party to HMDA or its employees and plans deemed to be withdrawn and cancelled.
12 The HMWS and SB and T.S. Transco not to provide the permanent connection till to produce the occupancy certificate from the Sanctioning Authority.
13 If in case above said conditions are not adhered HMDA/Local Authority can withdraw the said permission.
14 If any cases are pending in court of law with regard to the site U/R and have adverse orders, the permission granted shall be deemed to be withdrawn and cancelled.
15 The applicant/ developer is the whole responsible if any loss of human life or any damage occurs while constructing the building and after construction of building and have no rights to claim to HMDA and its employees shall not be held as a party to any such dispute/ litigations.
16 The HMDA reserve the right to cancel the permission, if it is found that the permission is obtained by false statement or misinterpretation or suppression of any material facts or rule.

OFFICER DETAILS
OFFICER NAME :
DESIGNATION :
DATE AND TIME :

APPROVAL NO:	SEAL OF APPROVAL
DATE OF APPROVAL :	
OWNER'S SIGNATURE	ARCHITECT'S SIGNATURE
BUILDER'S SIGNATURE	STRUCTURAL ENGINEER'S SIGNATURE

Note: All dimensions are in meters.

ISO_full_bleed_4A0_(1682.00_x_2378.00_MM)

PROJECT TITLE : PROPOSED RESIDENTIAL BUILDING CONSISTING OF 5 CELLAR+G+63 UPPER FLOORS IN SY. NOs. 215/P, 216/P, 217/P & 218/P, KOKAPET VILLAGE, NARSINGI MUNICIPALITY, GANDIPET MANDAL, RANGA REDDY DISTRICT, TELANGANA. BELONGING TO : NAVANAAMI PROJECTS PVT. LTD. REPRESENTED BY ITS MANAGING DIRECTOR: SRI. GADDE VENKAT NAVEEN S/O. G. BUTCHI BABU

FILE DETAILS	
LTP NAME : VENKATESH CHENNA	
LTP LICENCE NO :	DATE : 20-03-2025
FILE NO : TS/015268/2025	SHEET NO.: 5 / 8
SHEET NAME : Building Plan Details	

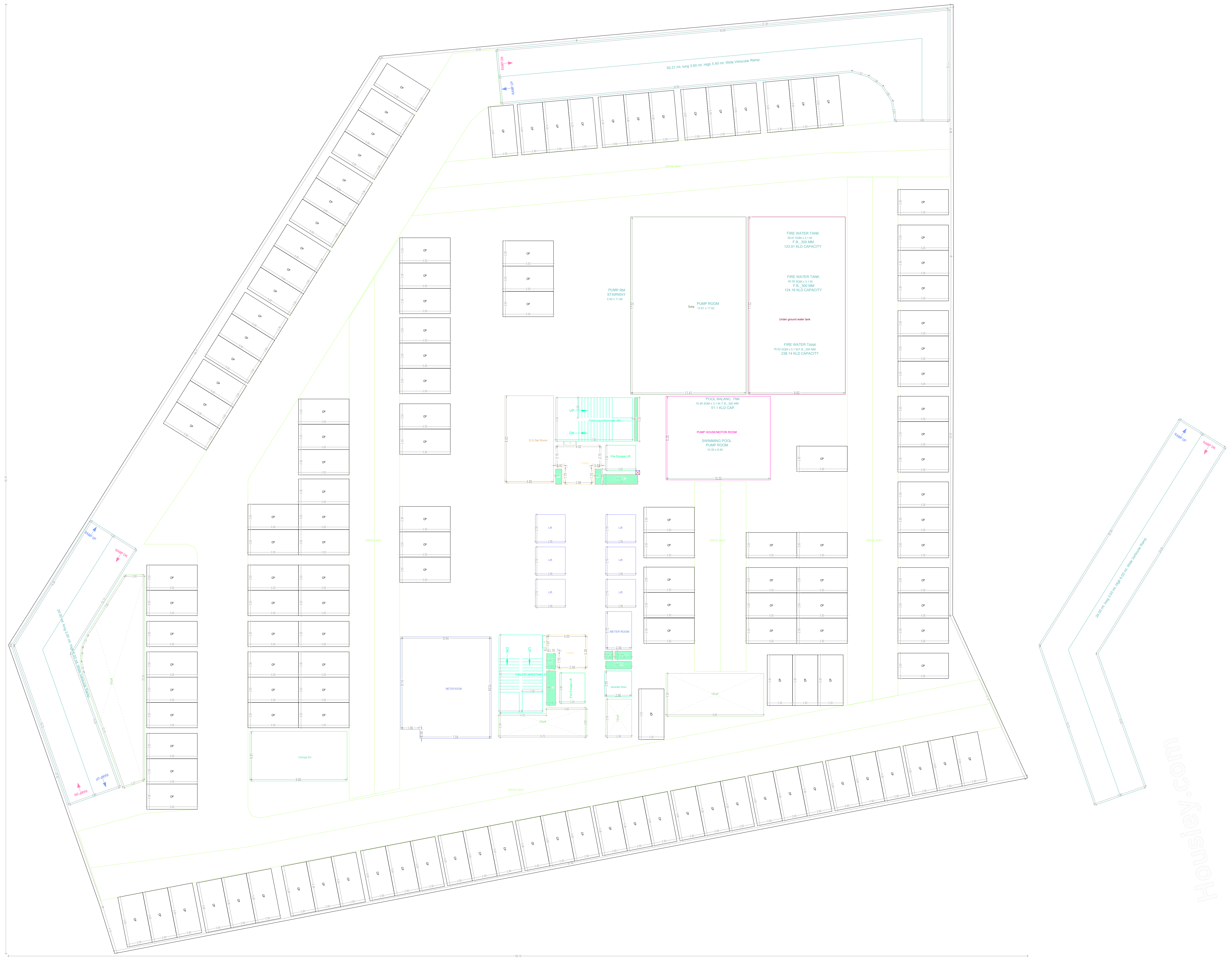
CP
DRIVE WAY
PUMP RM STAIRWAY
2.40 x 11.46
Sump
PUMP ROOM
13.91 x 17.52
FIRE WATER TANK
39.97 SQM x 3.1 M;
F.B._300 MM
123.91 KLD CAPACITY
FIRE WATER TANK
40.05 SQM x 3.1 M;
F.B._300 MM
124.16 KLD CAPACITY
Under ground water tank
FIRE WATER TANK
76.82 SQM x 3.1 M;F.B._300 MM
238.14 KLD CAPACITY
POOL BALANC. TNK
16.48 SQM x 3.1 M; F.B._300 MM
51.1 KLD CAP.
PUMP HOUSE/MOTOR ROOM
SWIMMING POOL
PUMP ROOM
10.30 x 6.46
D G Set Room
FireEscapeStaircase -3FL
UP
DN
Lobby
Fire Escape Lift
Void
Lift

BASEMENT FIRST FLOOR PLAN
(SCALE 1:100)

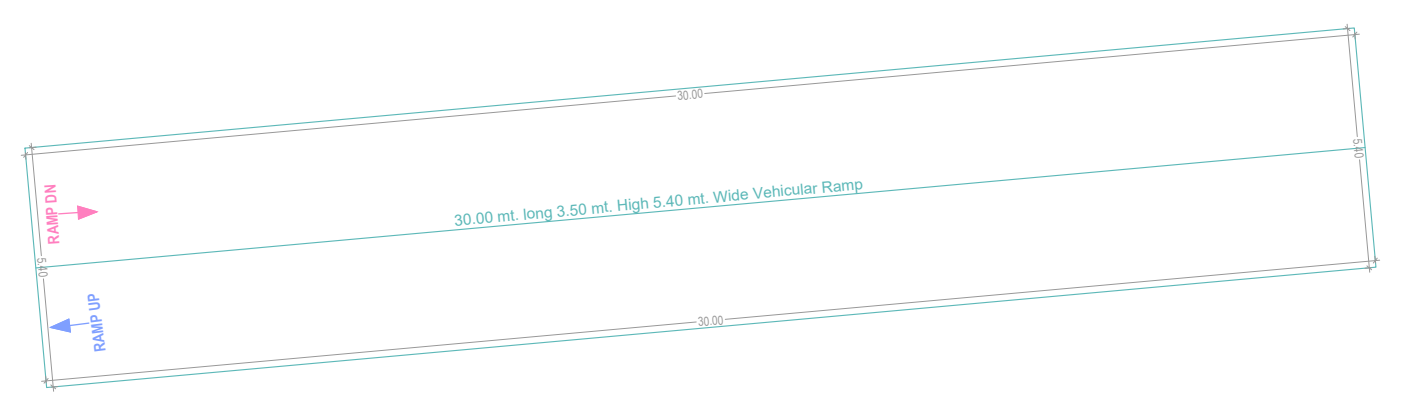

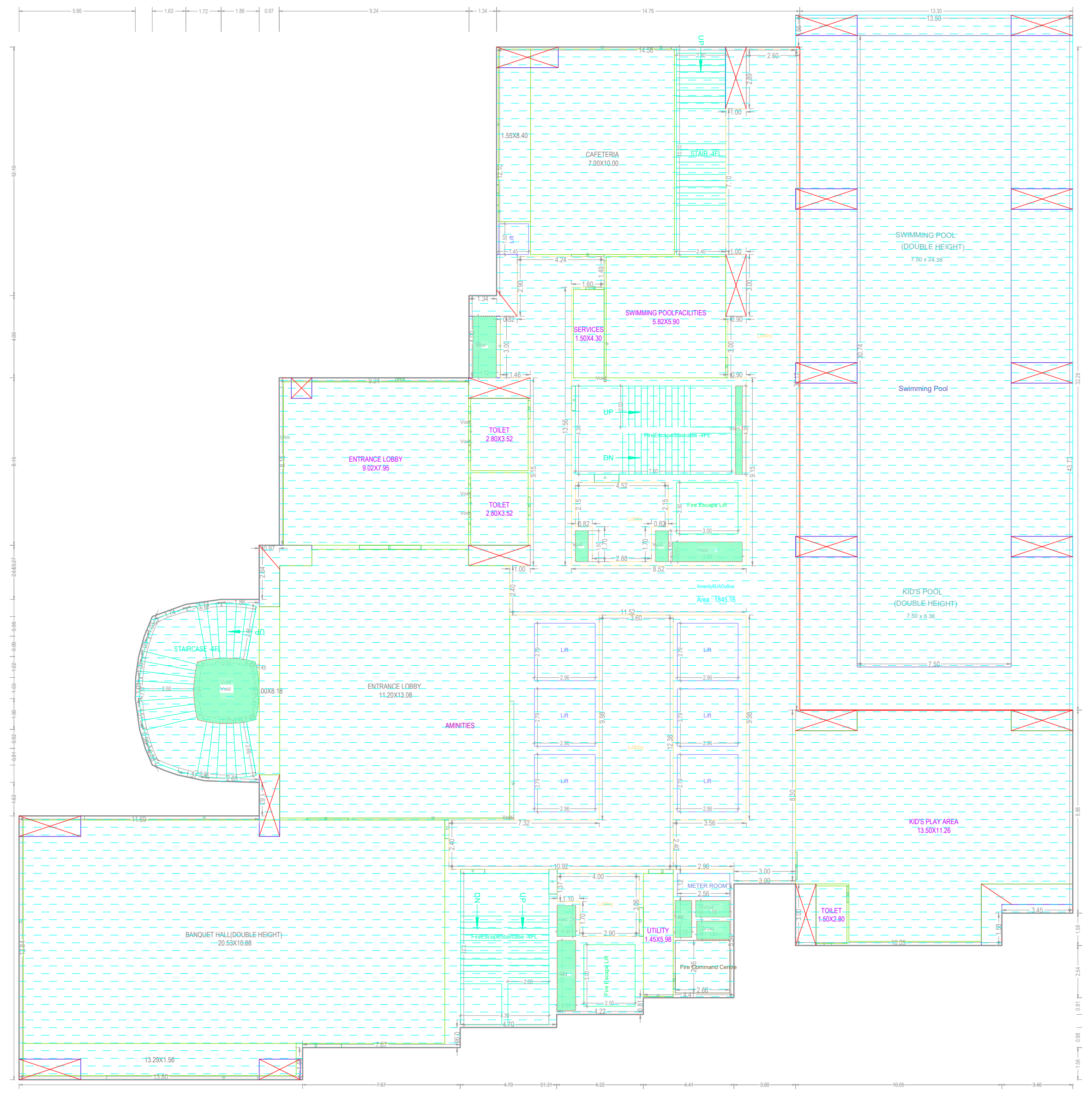
CAFETERIA
7.00X10.00
STAIR -4FL
SWIMMING POOL
(DOUBLE HEIGHT)
7.50 x 24.38
SWIMMING POOLFACILITIES
5.82X5.90
SERVICES
1.50X4.30
Swimming Pool
ENTRANCE LOBBY
9.02X7.95
TOILET
2.80X3.52
TOILET
2.80X3.52
FireEscapeStaircase -4FL
Fire Escape Lift
AmenityBUAOutline
Area : 1845.16
KID'S POOL
(DOUBLE HEIGHT)
7.50 x 6.36
STAIRCASE -4FL
Void
ENTRANCE LOBBY
11.20X13.08
AMINITIES
Lift
Lobby
KID'S PLAY AREA
13.50X11.26
METER ROOM
TOILET
1.50X2.80
UTILITY
1.45X5.98
Fire Command Centre
BANQUET HALL(DOUBLE HEIGHT)
20.53X10.88

GROUND FLOOR PLAN
(Proposed)
(SCALE 1:100)

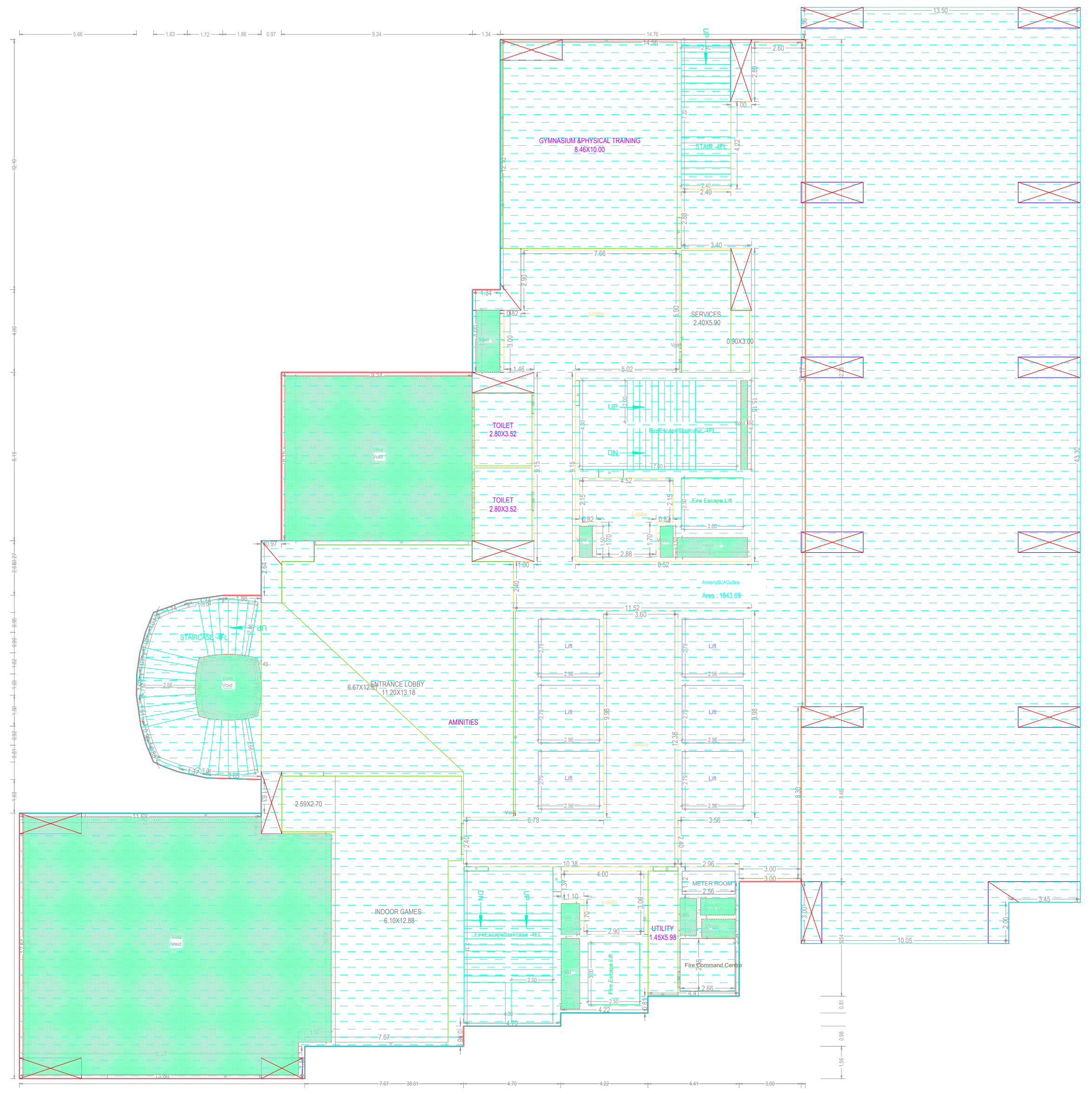
GYMNASIUM &PHYSICAL TRAINING
8.46X10.00
STAIR -4FL
SERVICES
2.40X5.90
0.90X3.00
Lobby
Void
TOILET
2.80X3.52
TOILET
2.80X3.52
Fire Escape Lift
AmenityBUAOutline
Area : 1843.69
STAIRCASE -4FL
6.67X12.67
ENTRANCE LOBBY
11.20X13.18
AMINITIES
Lift
2.59X2.70
INDOOR GAMES
6.10X12.88
FireEscapeStaircase -4FL
UTILITY
1.45X5.98
METER ROOM
Fire Command Centre

FIRST FLOOR PLAN
(Proposed)
(SCALE 1:100)

GENERAL CONDITIONS:

1.A dual piping system is a type of plumbing system where two separate sets of pipes are installed to distribute water in a building. One set of pipes carries potable or drinking water, while the other set of pipes carries non-potable or reclaimed water. The potable water pipes are connected to the main water supply and distribute water for drinking, cooking, and bathing. The non-potable or reclaimed water pipes carry water that has been treated and recycled from sources like rainwater, greywater from sinks and showers, or treated wastewater.
2.Parking places in buildings shall be provided with Electric Vehicle Charging Infrastructure as per Central Electricity Authority (CEA) Technical Requirements for Connection of Distributed Generation Sources, CEA Measures of Safety Regulations, 2010 and Ministry of Power Consolidated Guidelines and Standards for EV Charging Infrastructure, as amended from time to time".
3.For Constructions over 10,000 Sq.mt and above and in case of Group Housing Buildings where there are 100 units and above, the plumbing arrangement shall be made in a way that the potable water shall be used for drinking, cooking and bathing only and for rest of the uses, provision for dual piping system shall be made.
4.New building constructions shall have to properly demarcate sections within buildings and on rooftops for housing Broadband/digital connectivity infrastructure / antenna. These areas should have access to power supply for reliable, always on services. Further, Computer Telephony Integration (CTI) of a building shall include the common duct to access the common space used as telecomn room inside the building.
5.Occupancy Certificate to a building shall be granted only after ensuring that the CTI as per the prescribed standards is in place and an undertaking is given by the Architect or Engineer certifying that building has ensured common access to all digital infrastructure to all Service providers in accordance with plan of creation of CTI.

CONDITION:

1 TECHNICAL APPROVAL IS HERE BY ACCORDED FOR ___ <<REs/Comm/others>> Building ____ << floors>> in of plot nos. __ Sy. No: __ situated at in ____ Village & ___ Mandal, ___ District in proceeding letter subject to conditions mentioned on Approved Plan Vide No.___ Dt: ___.
2 All the conditions imposed in Lr. No. ________ Dt: ___ are to be strictly followed.
3 The applicant shall construct the Building as per Sanctioned Plan if any deviations made in setbacks, the 10.00 % mortgaged Built Up Area forfeited, the technical approved building plans will be withdrawn and cancelled without notice and action will be taken as per law.
4 The Cellar/Stilt floor shall be used for parking purpose only and should not be used for any other purposes as per the G.O.Ms.No. 168 MA Dt: 07-04-2012 and its ammendments.
5 The Builder/Developer should construct sump, septic tank and underground drainage as per ISI standards. In addition to the drainage system available.
6 That the applicant shall comply the conditions laid down in the G.O.Ms.No. 168 MA Dt: 07-04-2012 and its Amended Government Orders.
7 This permission does not bar any public agency including HMDA/Local Body to acquire the lands for public purpose as per Law.
8 The Builder/Developer/Owner shall be responsible and ensure that the fire safety, structural stability requirements of the proposed complex are in accordance with the A.P Fire Services Act — 1999.
9 Automatic Sprinkler system is to be provided if the basement area exceeds 200 Sq. Mtrs Electrical wiring and installation shall be certified by the electrical engineers to Ensure electrical fire safety.
10 Transformers shall be provided with 4 hours Rating fire resistant constructions as per Rule 15 (e) of A.P Apartments (Promotion of constructions and ownership) rules, 1987.
11 If any litigations/discrepancy arises in future regarding ownership documents, the applicant is whole responsible and not made party to HMDA or its employees and plans deemed to be withdrawn and cancelled.
12 The HMWS and SB and T.S. Transco not to provide the permanent connection till to produce the occupancy certificate from the Sanctioning Authority.
13 If in case above said conditions are not adhered HMDA/Local Authority can withdraw the said permission.
14 If any cases are pending in court of law with regard to the site U/R and have adverse orders, the permission granted shall be deemed to be withdrawn and cancelled.
15 The applicant/ developer is the whole responsible if any loss of human life or any damage occurs while constructing the building and after construction of building and have no rights to claim to HMDA and its employees shall not be held as a party to any such dispute/ litigations.
16 The HMDA reserve the right to cancel the permission, if it is found that the permission is obtained by false statement or misinterpretation or suppression of any material facts or rule.

OFFICER DETAILS	
OFFICER NAME : DESIGNATION : DATE AND TIME :	
APPROVAL NO:	SEAL OF APPROVAL
DATE OF APPROVAL :	
OWNER'S SIGNATURE	ARCHITECT'S SIGNATURE
BUILDER'S SIGNATURE	STRUCTURAL ENGINEER'S SIGNATURE

Note: All dimensions are in meters.

ISO_full_bleed_4A0_(1682.00_x_2378.00_MM)

PROJECT TITLE : PROPOSED RESIDENTIAL BUILDING CONSISTING OF 5 CELLAR+G+63 UPPER FLOORS IN SY. NOs. 215/P, 216/P, 217/P & 218/P, KOKAPET VILLAGE, NARSINGI MUNICIPALITY, GANDIPET MANDAL, RANGA REDDY DISTRICT, TELANGANA. BELONGING TO : NAVANAAMI PROJECTS PVT. LTD. REPRESENTED BY ITS MANAGING DIRECTOR: SRI. GADDE VENKAT NAVEEN S/O. G. BUTCHI BABU

FILE DETAILS	
LTP NAME : VENKATESH CHENNA	
LTP LICENCE NO :	DATE : 20-03-2025
FILE NO : TS/015268/2025	SHEET NO.: 6 / 8
SHEET NAME : Building Plan Details	

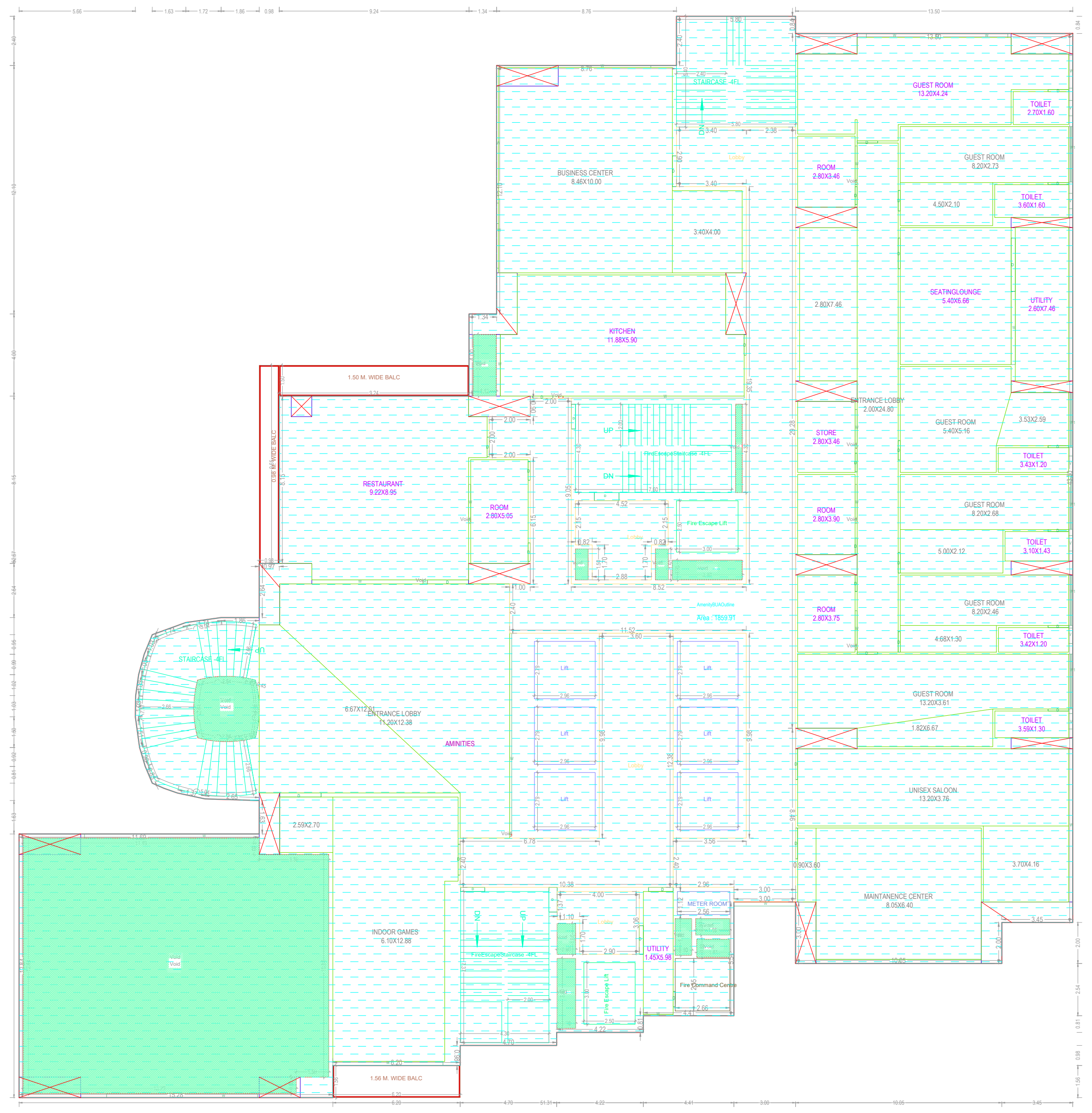

SECOND FLOOR PLAN
(Proposed)
(SCALE 1:100)



SERVICE FLOOR PLAN
(Proposed)
(SCALE 1:100)

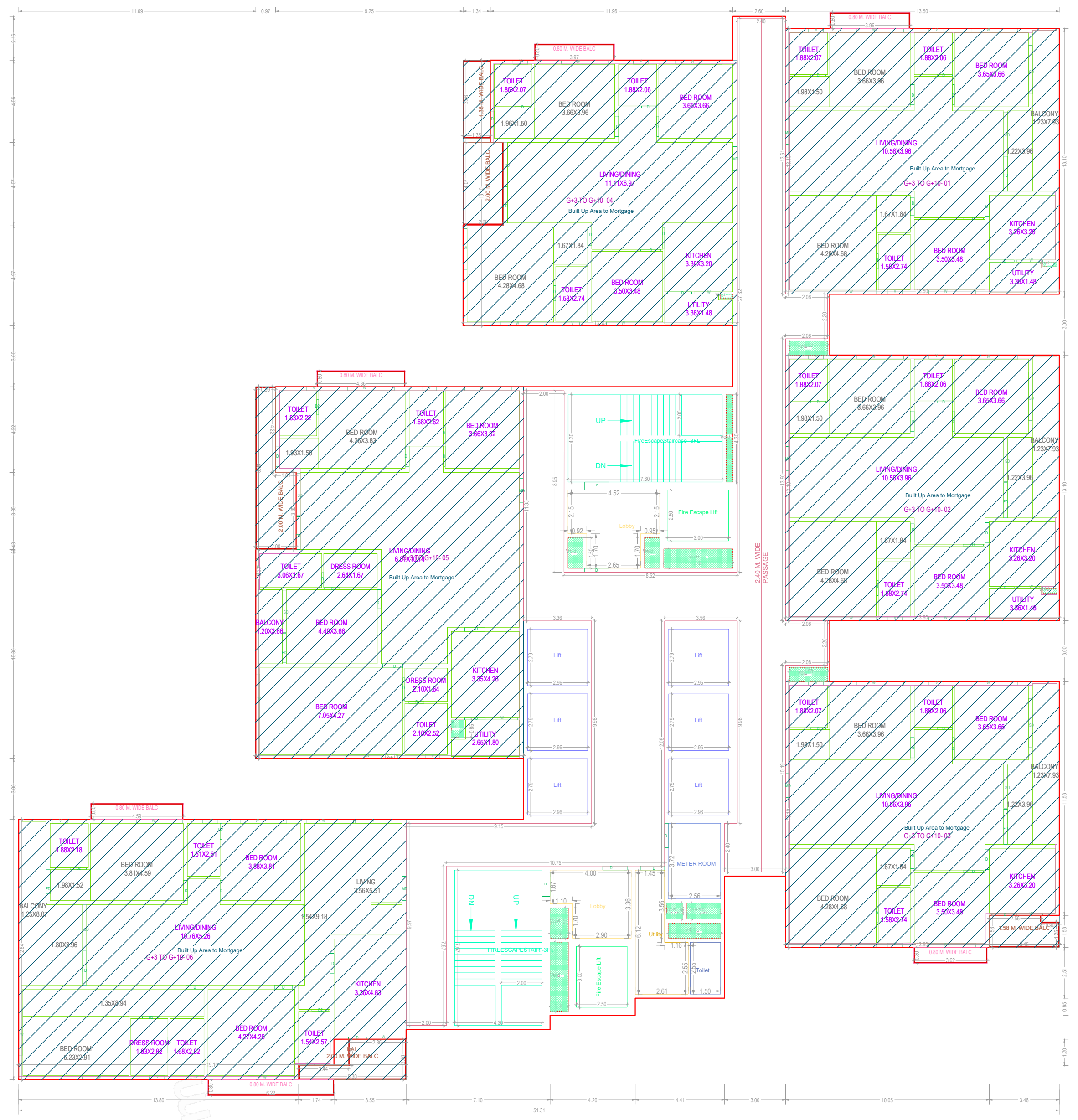

TYPICAL - 3- 11 FLOOR PLAN
(Proposed)
(SCALE 1:100)

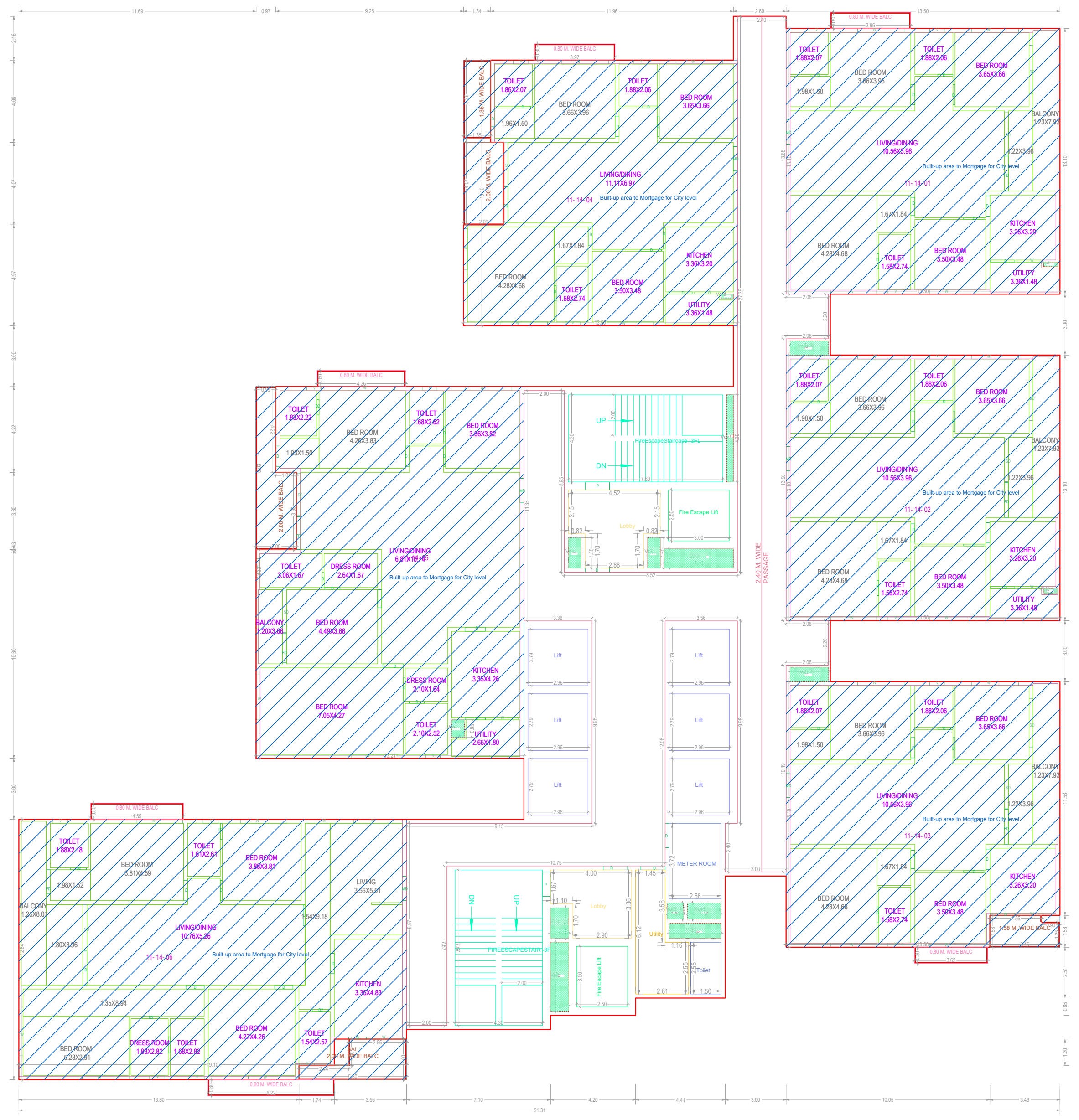

TYPICAL - 12- 14 FLOOR PLAN
(Proposed)
(SCALE 1:100)

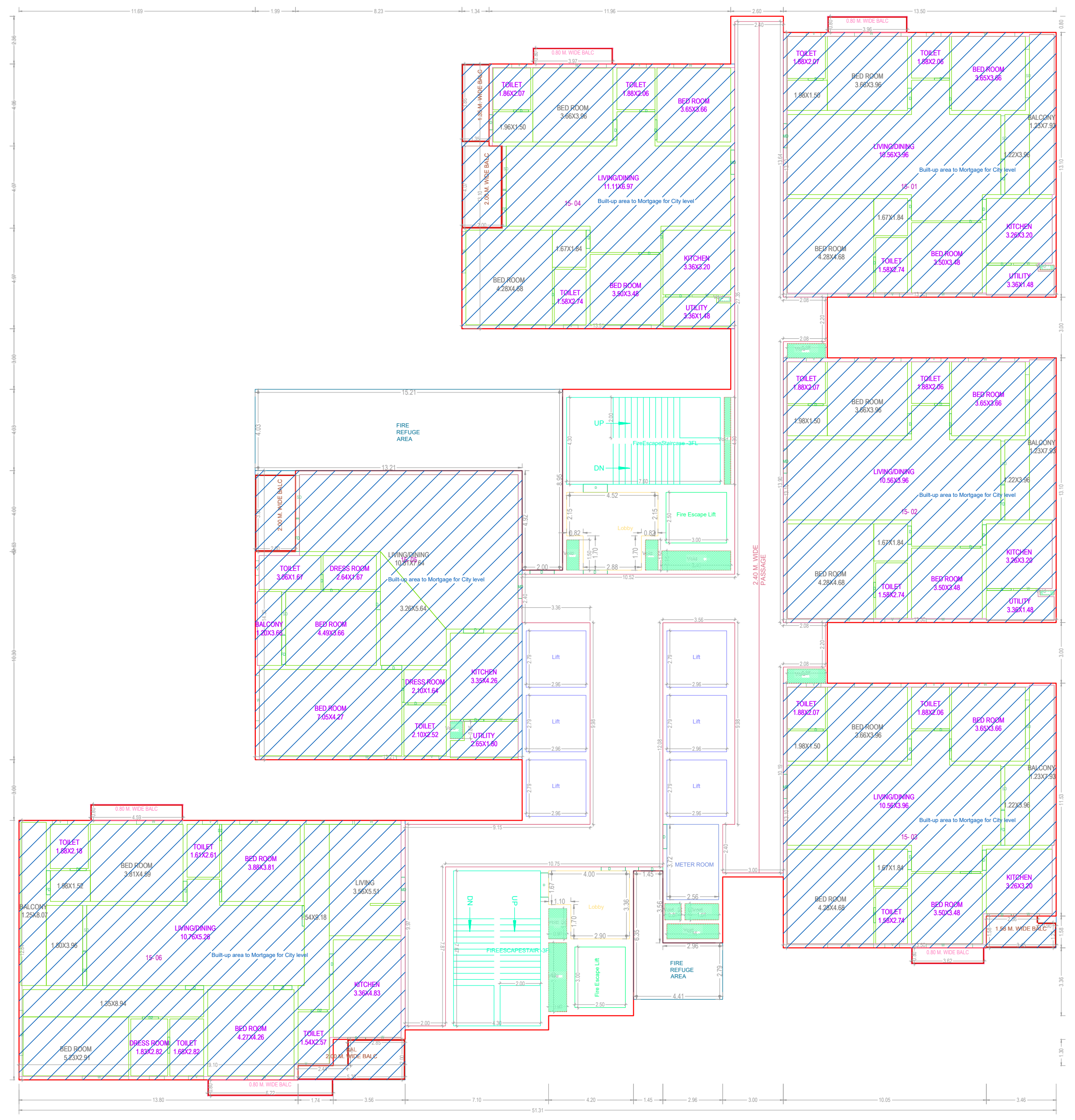

FIFTEENTH FLOOR PLAN
(Proposed)
(SCALE 1:100)

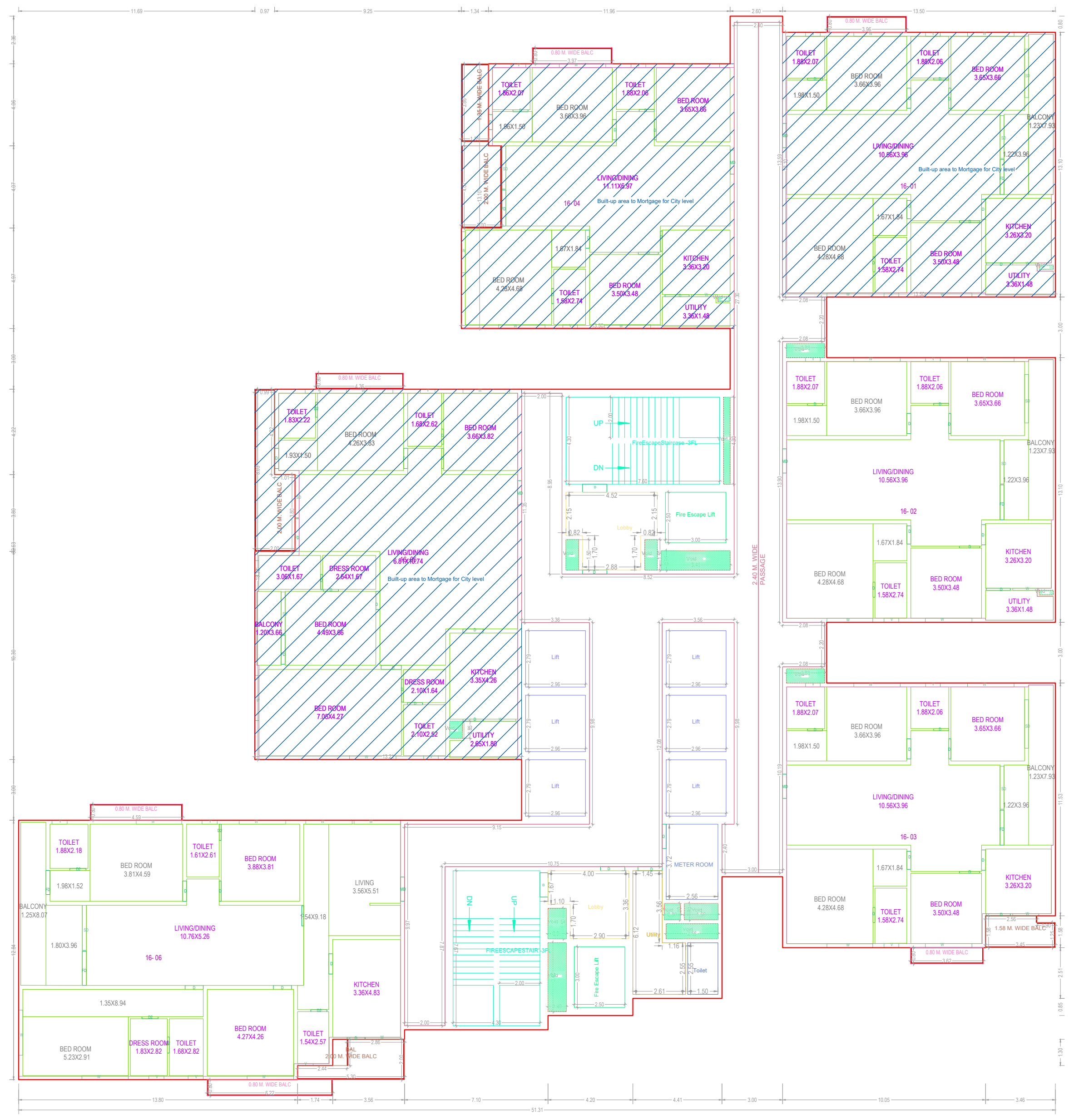

SIXTEENTH FLOOR PLAN
(Proposed)
(SCALE 1:100)

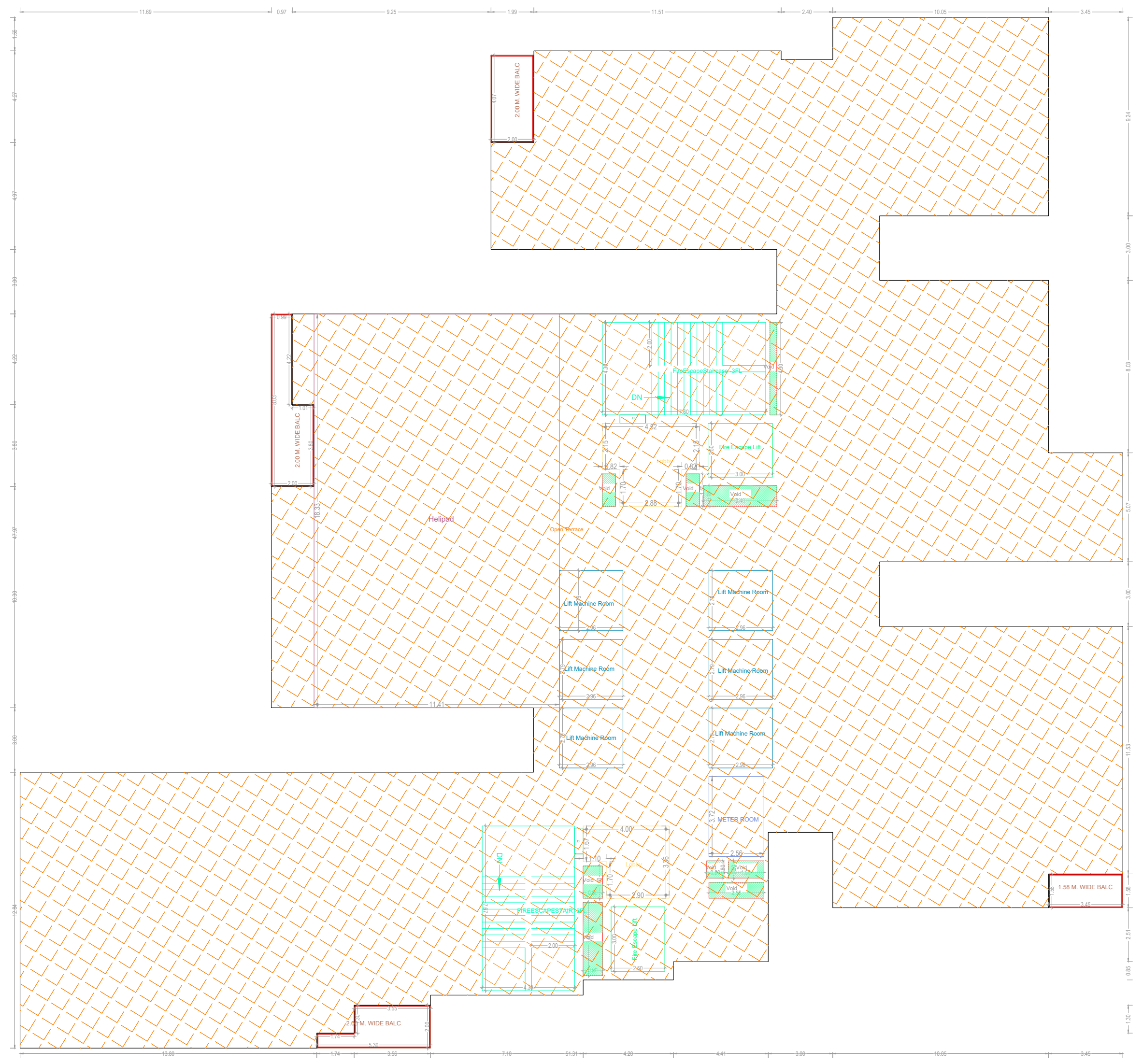

TERRACE FLOOR PLAN
(SCALE 1:100)

GENERAL CONDITIONS:

1.A dual piping system is a type of plumbing system where two separate sets of pipes are installed to distribute water in a building. One set of pipes carries potable or drinking water, while the other set of pipes carries non-potable or reclaimed water. The potable water pipes are connected to the main water supply and distribute water for drinking, cooking, and bathing. The non-potable or reclaimed water pipes carry water that has been treated and recycled from sources like rainwater, greywater from sinks and showers, or treated wastewater.
2.Parking places in buildings shall be provided with Electric Vehicle Charging Infrastructure as per Central Electricity Authority (CEA) Technical Requirements for Connection of Distributed Generation Sources, CEA Measures of Safety Regulations, 2010 and Ministry of Power Consolidated Guidelines and Standards for EV Charging Infrastructure, as amended from time to time".
3.For Constructions over 10,000 Sq.mt and above and in case of Group Housing Buildings where there are 100 units and above, the plumbing arrangement shall be made in a way that the potable water shall be used for drinking, cooking and bathing only and for rest of the uses, provision for dual piping system shall be made.
4.New building constructions shall have to properly demarcate sections within buildings and on rooftops for housing Broadband/digital connectivity infrastructure / antenna. These areas should have access to power supply for reliable, always on services. Further, Computer Telephony Integration (CTI) of a building shall include the common duct to access the common space used as telecomn room inside the building.
5.Occupancy Certificate to a building shall be granted only after ensuring that the CTI as per the prescribed standards is in place and an undertaking is given by the Architect or Engineer certifying that building has ensured common access to all digital infrastructure to all Service providers in accordance with plan of creation of CTI.

CONDITION:

1 TECHNICAL APPROVAL IS HERE BY ACCORDED FOR ___ <<REs/Comm/others>> Building ____ << floors>> in of plot nos. __ Sy. No: __ situated at in ____ Village & ___ Mandal, ___ District in proceeding letter subject to conditions mentioned on Approved Plan Vide No.___ Dt: ___.
2 All the conditions imposed in Lr. No. ________ Dt: ___ are to be strictly followed.
3 The applicant shall construct the Building as per Sanctioned Plan if any deviations made in setbacks, the 10.00 % mortgaged Built Up Area forfeited, the technical approved building plans will be withdrawn and cancelled without notice and action will be taken as per law.
4 The Cellar/Stilt floor shall be used for parking purpose only and should not be used for any other purposes as per the G.O.Ms.No. 168 MA Dt: 07-04-2012 and its ammendments.
5 The Builder/Developer should construct sump, septic tank and underground drainage as per ISI standards. In addition to the drainage system available.
6 That the applicant shall comply the conditions laid down in the G.O.Ms.No. 168 MA Dt: 07-04-2012 and its Amended Government Orders.
7 This permission does not bar any public agency including HMDA/Local Body to acquire the lands for public purpose as per Law.
8 The Builder/Developer/Owner shall be responsible and ensure that the fire safety, structural stability requirements of the proposed complex are in accordance with the A.P Fire Services Act — 1999.
9 Automatic Sprinkler system is to be provided if the basement area exceeds 200 Sq. Mtrs Electrical wiring and installation shall be certified by the electrical engineers to Ensure electrical fire safety.
10 Transformers shall be provided with 4 hours Rating fire resistant constructions as per Rule 15 (e) of A.P Apartments (Promotion of constructions and ownership) rules, 1987.
11 If any litigations/discrepancy arises in future regarding ownership documents, the applicant is whole responsible and not made party to HMDA or its employees and plans deemed to be withdrawn and cancelled.
12 The HMWS and SB and T.S. Transco not to provide the permanent connection till to produce the occupancy certificate from the Sanctioning Authority.
13 If in case above said conditions are not adhered HMDA/Local Authority can withdraw the said permission.
14 If any cases are pending in court of law with regard to the site U/R and have adverse orders, the permission granted shall be deemed to be withdrawn and cancelled.
15 The applicant/ developer is the whole responsible if any loss of human life or any damage occurs while constructing the building and after construction of building and have no rights to claim to HMDA and its employees shall not be held as a party to any such dispute/ litigations.
16 The HMDA reserve the right to cancel the permission, if it is found that the permission is obtained by false statement or misinterpretation or suppression of any material facts or rule.

OFFICER DETAILS
OFFICER NAME :
DESIGNATION :
DATE AND TIME :

APPROVAL NO:	SEAL OF APPROVAL
DATE OF APPROVAL :	
OWNER'S SIGNATURE	ARCHITECT'S SIGNATURE
BUILDER'S SIGNATURE	STRUCTURAL ENGINEER'S SIGNATURE

Note: All dimensions are in meters.

ISO_full_bleed_4A0_(1682.00_x_2378.00_MM)

PROJECT TITLE : PROPOSED RESIDENTIAL BUILDING CONSISTING OF 5 CELLAR+G+63 UPPER FLOORS IN SY. NOs. 215/P, 216/P, 217/P & 218/P, KOKAPET VILLAGE, NARSINGI MUNICIPALITY, GANDIPET MANDAL, RANGA REDDY DISTRICT, TELANGANA. BELONGING TO : NAVANAAMI PROJECTS PVT. LTD. REPRESENTED BY ITS MANAGING DIRECTOR: SRI. GADDE VENKAT NAVEEN S/O. G. BUTCHI BABU

FILE DETAILS	
LTP NAME : VENKATESH CHENNA	
LTP LICENCE NO :	DATE : 20-03-2025
FILE NO : TS/015268/2025	SHEET NO.: 7 / 8
SHEET NAME : Building Plan Details	

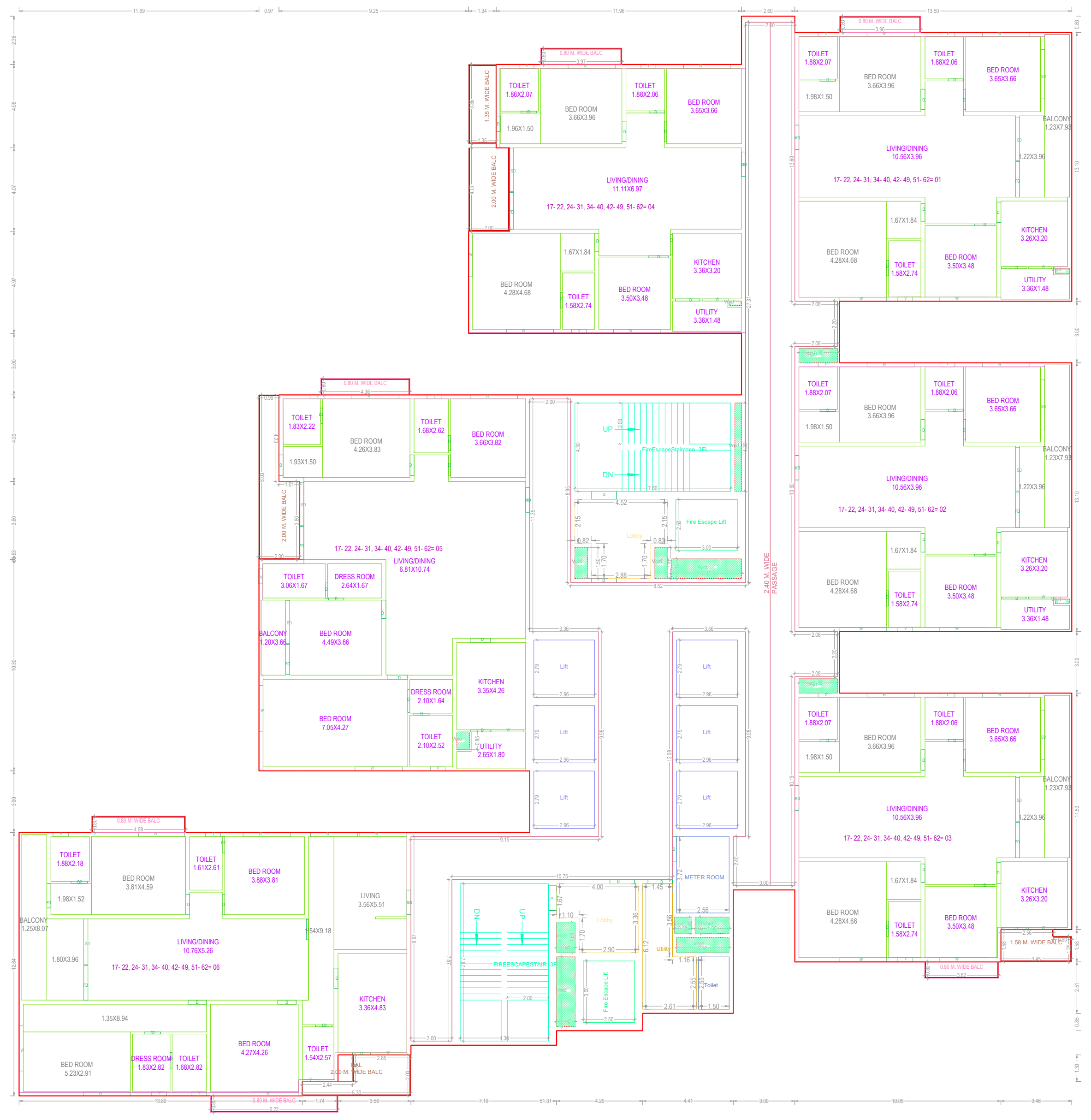

TYPICAL - 17- 22, 24- 31, 34- 40, 42- 49, 51-58, 60-62 FLOOR PLAN
(Proposed)
(SCALE 1:100)

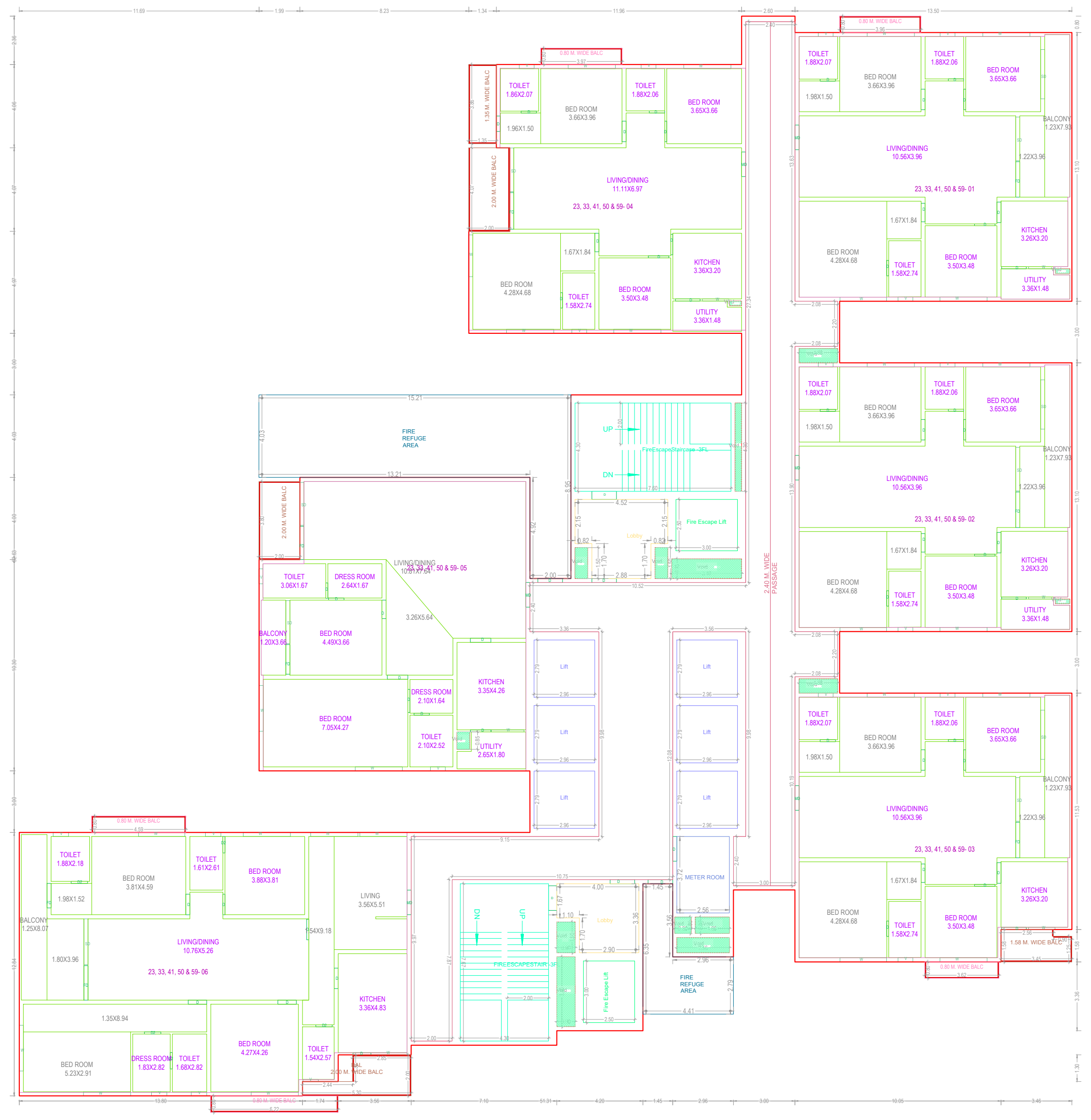

TYPICAL - 23, 33, 41, 50& 59 FLOOR PLAN
(Proposed)
(SCALE 1:100)

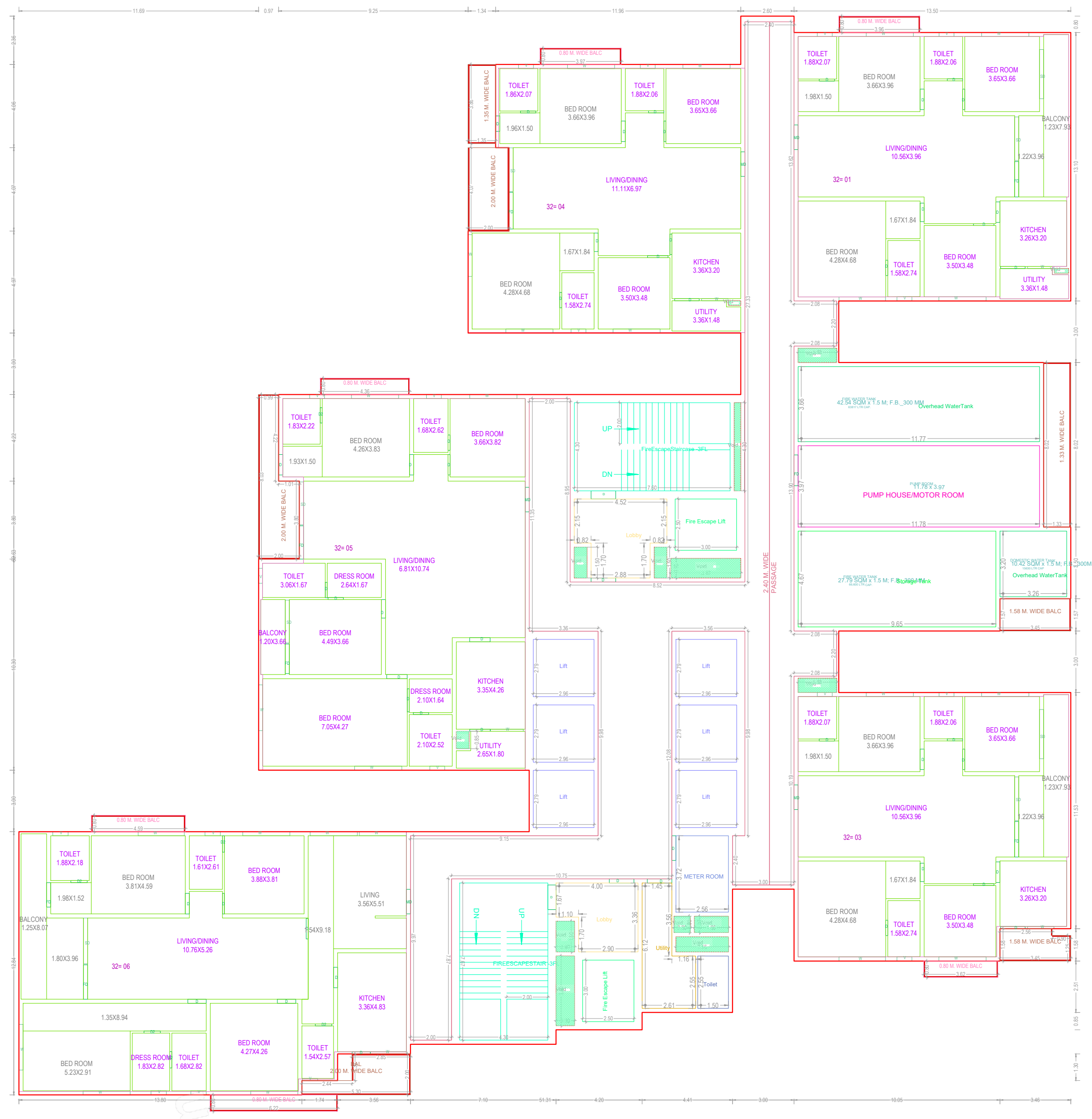

THIRTYSECOND FLOOR PLAN
(Proposed)
(SCALE 1:100)

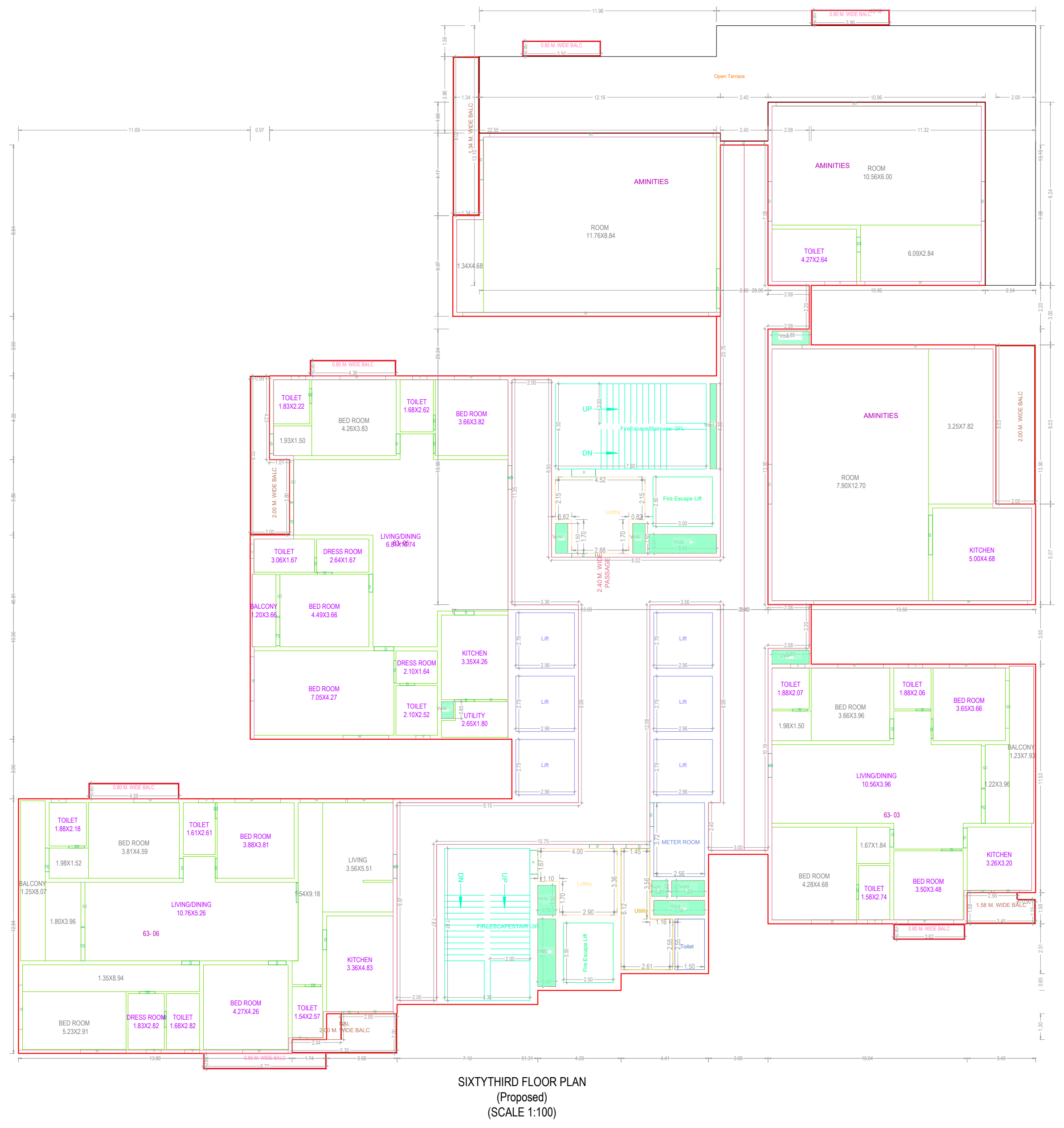

SIXTYTHIRD FLOOR PLAN
(Proposed)
(SCALE 1:100)

GENERAL CONDITIONS:

1.A dual piping system is a type of plumbing system where two separate sets of pipes are installed to distribute water in a building. One set of pipes carries potable or drinking water, while the other set of pipes carries non-potable or reclaimed water. The potable water pipes are connected to the main water supply and distribute water for drinking, cooking, and bathing. The non-potable or reclaimed water pipes carry water that has been treated and recycled from sources like rainwater, greywater from sinks and showers, or treated wastewater.
2.Parking places in buildings shall be provided with Electric Vehicle Charging Infrastructure as per Central Electricity Authority (CEA) Technical Requirements for Connection of Distributed Generation Sources, CEA Measures of Safety Regulations, 2010 and Ministry of Power Consolidated Guidelines and Standards for EV Charging Infrastructure, as amended from time to time".
3.For Constructions over 10,000 Sq.mt and above and in case of Group Housing Buildings where there are 100 units and above, the plumbing arrangement shall be made in a way that the potable water shall be used for drinking, cooking and bathing only and for rest of the uses, provision for dual piping system shall be made.
4.New building constructions shall have to properly demarcate sections within buildings and on rooftops for housing Broadband/digital connectivity infrastructure / antenna. These areas should have access to power supply for reliable, always on services. Further, Computer Telephony Integration (CTI) of a building shall include the common duct to access the common space used as telecomn room inside the building.
5.Occupancy Certificate to a building shall be granted only after ensuring that the CTI as per the prescribed standards is in place and an undertaking is given by the Architect or Engineer certifying that building has ensured common access to all digital infrastructure to all Service providers in accordance with plan of creation of CTI.

CONDITION:

1 TECHNICAL APPROVAL IS HERE BY ACCORDED FOR ___ <<REs/Comm/others>> Building ____ << floors>> in of plot nos. __ Sy. No: __ situated at in ____ Village & ___ Mandal, ___ District in proceeding letter subject to conditions mentioned on Approved Plan Vide No.___ Dt: ___.
2 All the conditions imposed in Lr. No. ________ Dt: ___ are to be strictly followed.
3 The applicant shall construct the Building as per Sanctioned Plan if any deviations made in setbacks, the 10.00 % mortgaged Built Up Area forfeited, the technical approved building plans will be withdrawn and cancelled without notice and action will be taken as per law.
4 The Cellar/Stilt floor shall be used for parking purpose only and should not be used for any other purposes as per the G.O.Ms.No. 168 MA Dt: 07-04-2012 and its ammendments.
5 The Builder/Developer should construct sump, septic tank and underground drainage as per ISI standards. In addition to the drainage system available.
6 That the applicant shall comply the conditions laid down in the G.O.Ms.No. 168 MA Dt: 07-04-2012 and its Amended Government Orders.
7 This permission does not bar any public agency including HMDA/Local Body to acquire the lands for public purpose as per Law.
8 The Builder/Developer/Owner shall be responsible and ensure that the fire safety, structural stability requirements of the proposed complex are in accordance with the A.P Fire Services Act — 1999.
9 Automatic Sprinkler system is to be provided if the basement area exceeds 200 Sq. Mtrs Electrical wiring and installation shall be certified by the electrical engineers to Ensure electrical fire safety.
10 Transformers shall be provided with 4 hours Rating fire resistant constructions as per Rule 15 (e) of A.P Apartments (Promotion of constructions and ownership) rules, 1987.
11 If any litigations/discrepancy arises in future regarding ownership documents, the applicant is whole responsible and not made party to HMDA or its employees and plans deemed to be withdrawn and cancelled.
12 The HMWS and SB and T.S. Transco not to provide the permanent connection till to produce the occupancy certificate from the Sanctioning Authority.
13 If in case above said conditions are not adhered HMDA/Local Authority can withdraw the said permission.
14 If any cases are pending in court of law with regard to the site U/R and have adverse orders, the permission granted shall be deemed to be withdrawn and cancelled.
15 The applicant/ developer is the whole responsible if any loss of human life or any damage occurs while constructing the building and after construction of building and have no rights to claim to HMDA and its employees shall not be held as a party to any such dispute/ litigations.
16 The HMDA reserve the right to cancel the permission, if it is found that the permission is obtained by false statement or misinterpretation or suppression of any material facts or rule.

OFFICER DETAILS	
OFFICER NAME : DESIGNATION : DATE AND TIME :	
APPROVAL NO:	SEAL OF APPROVAL
DATE OF APPROVAL :	
OWNER'S SIGNATURE	ARCHITECT'S SIGNATURE
BUILDER'S SIGNATURE	STRUCTURAL ENGINEER'S SIGNATURE

Note: All dimensions are in meters.

ISO_full_bleed_4A0_(1682.00_x_2378.00_MM)

PROJECT TITLE : PROPOSED RESIDENTIAL BUILDING CONSISTING OF 5 CELLAR+G+63 UPPER FLOORS IN SY. NOs. 215/P, 216/P, 217/P & 218/P, KOKAPET VILLAGE, NARSINGI MUNICIPALITY, GANDIPET MANDAL, RANGA REDDY DISTRICT, TELANGANA. BELONGING TO : NAVANAAMI PROJECTS PVT. LTD. REPRESENTED BY ITS MANAGING DIRECTOR: SRI. GADDE VENKAT NAVEEN S/O. G. BUTCHI BABU

FILE DETAILS	
LTP NAME : VENKATESH CHENNA	
LTP LICENCE NO :	DATE : 20-03-2025
FILE NO : TS/015268/2025	SHEET NO.: 8 / 8
SHEET NAME : Building Plan Details	

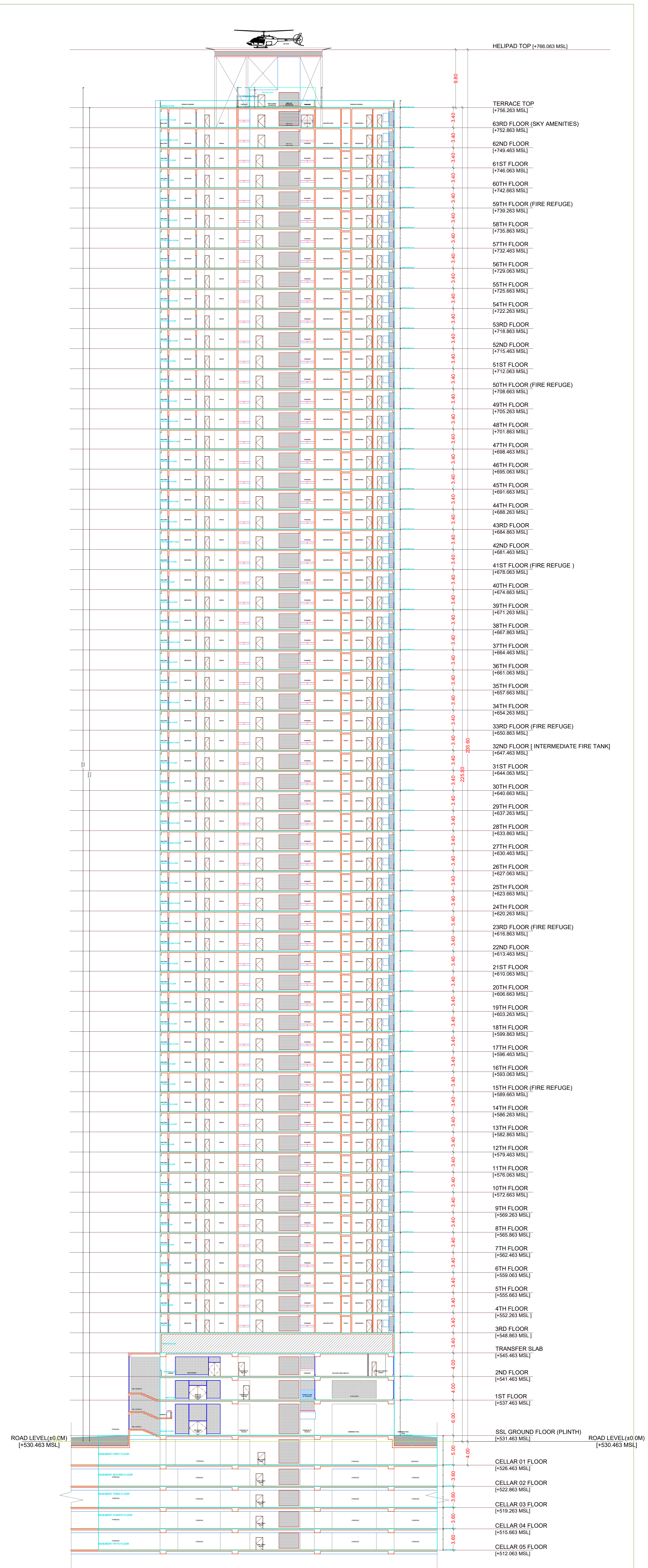
HELIPAD TOP [+766.063 MSL]
9.80
TERRACE TOP [+756.263 MSL]
63RD FLOOR (SKY AMENITIES) [+752.863 MSL]
62ND FLOOR [+749.463 MSL]
61ST FLOOR [+746.063 MSL]
60TH FLOOR [+742.663 MSL]
59TH FLOOR (FIRE REFUGE) [+739.263 MSL]
58TH FLOOR [+735.863 MSL]
57TH FLOOR [+732.463 MSL]
56TH FLOOR [+729.063 MSL]
55TH FLOOR [+725.663 MSL]
54TH FLOOR [+722.263 MSL]
53RD FLOOR [+718.863 MSL]
52ND FLOOR [+715.463 MSL]
51ST FLOOR [+712.063 MSL]
50TH FLOOR (FIRE REFUGE) [+708.663 MSL]
49TH FLOOR [+705.263 MSL]
48TH FLOOR [+701.863 MSL]
47TH FLOOR [+698.463 MSL]
46TH FLOOR [+695.063 MSL]
45TH FLOOR [+691.663 MSL]
44TH FLOOR [+688.263 MSL]
43RD FLOOR [+684.863 MSL]
42ND FLOOR [+681.463 MSL]
41ST FLOOR (FIRE REFUGE) [+678.063 MSL]
40TH FLOOR [+674.663 MSL]
39TH FLOOR [+671.263 MSL]
38TH FLOOR [+667.863 MSL]
37TH FLOOR [+664.463 MSL]
36TH FLOOR [+661.063 MSL]
35TH FLOOR [+657.663 MSL]
34TH FLOOR [+654.263 MSL]
33RD FLOOR (FIRE REFUGE) [+650.863 MSL]
32ND FLOOR [INTERMEDIATE FIRE TANK] [+647.463 MSL]
235.60
225.80
31ST FLOOR [+644.063 MSL]
30TH FLOOR [+640.663 MSL]
29TH FLOOR [+637.263 MSL]
28TH FLOOR [+633.863 MSL]
27TH FLOOR [+630.463 MSL]
26TH FLOOR [+627.063 MSL]
25TH FLOOR [+623.663 MSL]
24TH FLOOR [+620.263 MSL]
23RD FLOOR (FIRE REFUGE) [+616.863 MSL]
22ND FLOOR [+613.463 MSL]
21ST FLOOR [+610.063 MSL]
20TH FLOOR [+606.663 MSL]
19TH FLOOR [+603.263 MSL]
18TH FLOOR [+599.863 MSL]
17TH FLOOR [+596.463 MSL]
16TH FLOOR [+593.063 MSL]
15TH FLOOR (FIRE REFUGE) [+589.663 MSL]
14TH FLOOR [+586.263 MSL]
13TH FLOOR [+582.863 MSL]
12TH FLOOR [+579.463 MSL]
11TH FLOOR [+576.063 MSL]
10TH FLOOR [+572.663 MSL]
9TH FLOOR [+569.263 MSL]
8TH FLOOR [+565.863 MSL]
7TH FLOOR [+562.463 MSL]
6TH FLOOR [+559.063 MSL]
5TH FLOOR [+555.663 MSL]
4TH FLOOR [+552.263 MSL]
3RD FLOOR [+548.863 MSL]
TRANSFER SLAB [+545.463 MSL]
2ND FLOOR [+541.463 MSL]
1ST FLOOR [+537.463 MSL]
SSL GROUND FLOOR (PLINTH) [+531.463 MSL]
ROAD LEVEL(±0.0M) [+530.463 MSL]
CELLAR 01 FLOOR [+526.463 MSL]
CELLAR 02 FLOOR [+522.863 MSL]
CELLAR 03 FLOOR [+519.263 MSL]
CELLAR 04 FLOOR [+515.663 MSL]
CELLAR 05 FLOOR [+512.063 MSL]
3.40
4.00
6.00
5.00
3.60
BALCONY
BEDROOM
DINING
PASSAGE
MASTER SUITE
TOILET
BEDROOM 2
RESTAURANT
SALOON & WELLNESS
GYMNASIUM
SWIMMING POOL
ENTRANCE LOBBY
PASSAGE TO TOILETS
PARKING
BASEMENT FIRST FLOOR
BASEMENT SECOND FLOOR
BASEMENT THIRD FLOOR
BASEMENT FOURTH FLOOR
BASEMENT FIFTH FLOOR

SECTION AT - X X

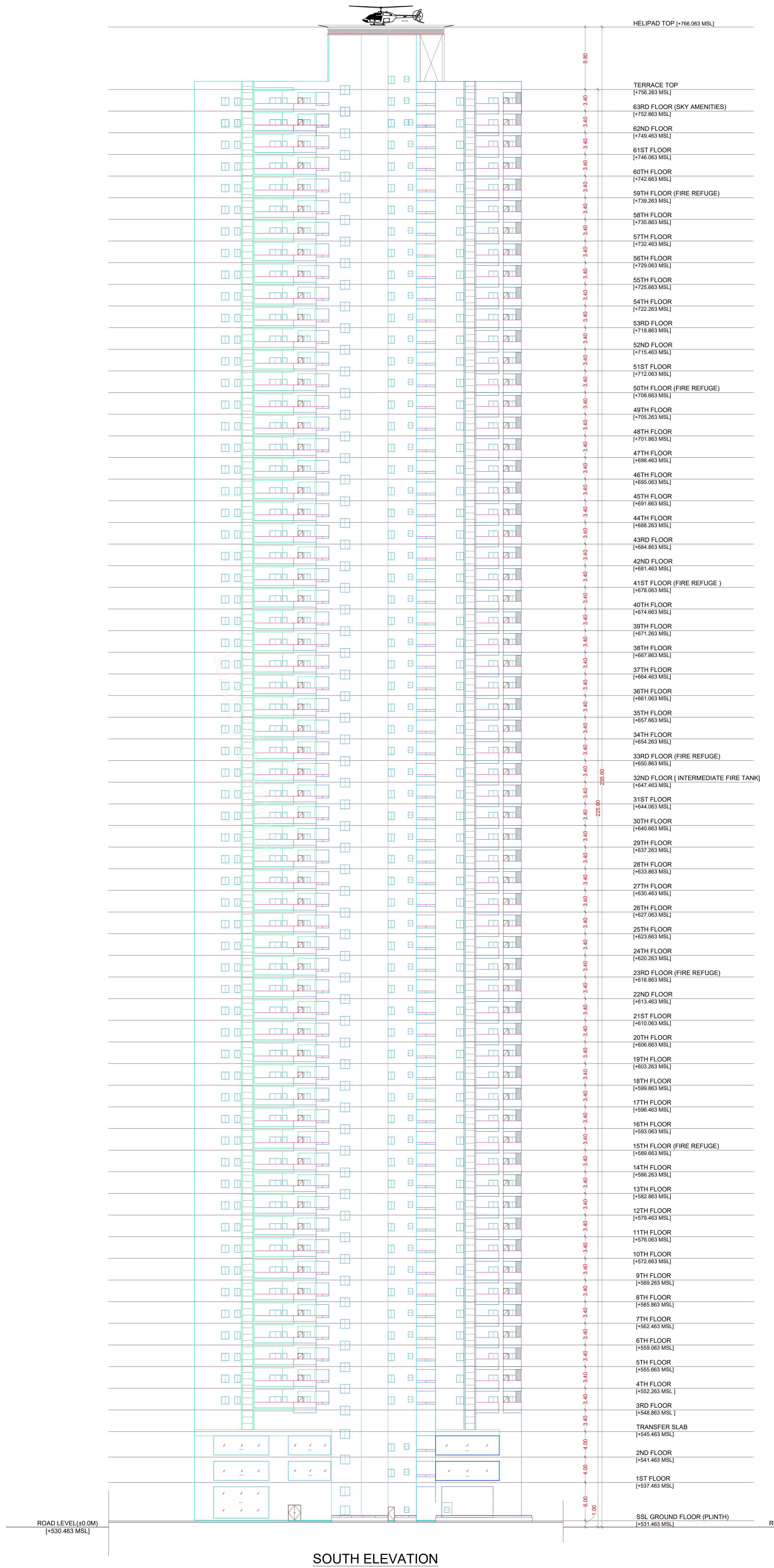
HELIPAD TOP [+766.063 MSL]
9.80
TERRACE TOP [+756.263 MSL]
63RD FLOOR (SKY AMENITIES) [+752.863 MSL]
62ND FLOOR [+749.463 MSL]
61ST FLOOR [+746.063 MSL]
60TH FLOOR [+742.663 MSL]
59TH FLOOR (FIRE REFUGE) [+739.263 MSL]
58TH FLOOR [+735.863 MSL]
57TH FLOOR [+732.463 MSL]
56TH FLOOR [+729.063 MSL]
55TH FLOOR [+725.663 MSL]
54TH FLOOR [+722.263 MSL]
53RD FLOOR [+718.863 MSL]
52ND FLOOR [+715.463 MSL]
51ST FLOOR [+712.063 MSL]
50TH FLOOR (FIRE REFUGE) [+708.663 MSL]
49TH FLOOR [+705.263 MSL]
48TH FLOOR [+701.863 MSL]
47TH FLOOR [+698.463 MSL]
46TH FLOOR [+695.063 MSL]
45TH FLOOR [+691.663 MSL]
44TH FLOOR [+688.263 MSL]
43RD FLOOR [+684.863 MSL]
42ND FLOOR [+681.463 MSL]
41ST FLOOR (FIRE REFUGE) [+678.063 MSL]
40TH FLOOR [+674.663 MSL]
39TH FLOOR [+671.263 MSL]
38TH FLOOR [+667.863 MSL]
37TH FLOOR [+664.463 MSL]
36TH FLOOR [+661.063 MSL]
35TH FLOOR [+657.663 MSL]
34TH FLOOR [+654.263 MSL]
33RD FLOOR (FIRE REFUGE) [+650.863 MSL]
32ND FLOOR [INTERMEDIATE FIRE TANK] [+647.463 MSL]
31ST FLOOR [+644.063 MSL]
30TH FLOOR [+640.663 MSL]
29TH FLOOR [+637.263 MSL]
28TH FLOOR [+633.863 MSL]
27TH FLOOR [+630.463 MSL]
26TH FLOOR [+627.063 MSL]
25TH FLOOR [+623.663 MSL]
24TH FLOOR [+620.263 MSL]
23RD FLOOR (FIRE REFUGE) [+616.863 MSL]
22ND FLOOR [+613.463 MSL]
21ST FLOOR [+610.063 MSL]
20TH FLOOR [+606.663 MSL]
19TH FLOOR [+603.263 MSL]
18TH FLOOR [+599.863 MSL]
17TH FLOOR [+596.463 MSL]
16TH FLOOR [+593.063 MSL]
15TH FLOOR (FIRE REFUGE) [+589.663 MSL]
14TH FLOOR [+586.263 MSL]
13TH FLOOR [+582.863 MSL]
12TH FLOOR [+579.463 MSL]
11TH FLOOR [+576.063 MSL]
10TH FLOOR [+572.663 MSL]
9TH FLOOR [+569.263 MSL]
8TH FLOOR [+565.863 MSL]
7TH FLOOR [+562.463 MSL]
6TH FLOOR [+559.063 MSL]
5TH FLOOR [+555.663 MSL]
4TH FLOOR [+552.263 MSL]
3RD FLOOR [+548.863 MSL]
TRANSFER SLAB [+545.463 MSL]
2ND FLOOR [+541.463 MSL]
1ST FLOOR [+537.463 MSL]
SSL GROUND FLOOR (PLINTH) [+531.463 MSL]
ROAD LEVEL(±0.0M) [+530.463 MSL]
3.40
4.00
6.00
1.00

SOUTH ELEVATION

Elevation1

GENERAL CONDITIONS:

1.A dual piping system is a type of plumbing system where two separate sets of pipes are installed to distribute water in a building. One set of pipes carries potable or drinking water, while the other set of pipes carries non-potable or reclaimed water. The potable water pipes are connected to the main water supply and distribute water for drinking, cooking, and bathing. The non-potable or reclaimed water pipes carry water that has been treated and recycled from sources like rainwater, greywater from sinks and showers, or treated wastewater.
2.Parking places in buildings shall be provided with Electric Vehicle Charging Infrastructure as per Central Electricity Authority (CEA) Technical Requirements for Connection of Distributed Generation Sources, CEA Measures of Safety Regulations, 2010 and Ministry of Power Consolidated Guidelines and Standards for EV Charging Infrastructure, as amended from time to time".
3.For Constructions over 10,000 Sq.mt and above and in case of Group Housing Buildings where there are 100 units and above, the plumbing arrangement shall be made in a way that the potable water shall be used for drinking, cooking and bathing only and for rest of the uses, provision for dual piping system shall be made.
4.New building constructions shall have to properly demarcate sections within buildings and on rooftops for housing Broadband/digital connectivity infrastructure / antenna. These areas should have access to power supply for reliable, always on services. Further, Computer Telephony Integration (CTI) of a building shall include the common duct to access the common space used as telecomn room inside the building.
5.Occupancy Certificate to a building shall be granted only after ensuring that the CTI as per the prescribed standards is in place and an undertaking is given by the Architect or Engineer certifying that building has ensured common access to all digital infrastructure to all Service providers in accordance with plan of creation of CTI.

CONDITION:

1 TECHNICAL APPROVAL IS HERE BY ACCORDED FOR ___ <<REs/Comm/others>> Building ____ << floors>> in of plot nos. __ Sy. No: __ situated at in ____ Village & ___ Mandal, ___ District in proceeding letter subject to conditions mentioned on Approved Plan Vide No.___ Dt: ___.
2 All the conditions imposed in Lr. No. ________ Dt: ___ are to be strictly followed.
3 The applicant shall construct the Building as per Sanctioned Plan if any deviations made in setbacks, the 10.00 % mortgaged Built Up Area forfeited, the technical approved building plans will be withdrawn and cancelled without notice and action will be taken as per law.
4 The Cellar/Stilt floor shall be used for parking purpose only and should not be used for any other purposes as per the G.O.Ms.No. 168 MA Dt: 07-04-2012 and its ammendments.
5 The Builder/Developer should construct sump, septic tank and underground drainage as per ISI standards. In addition to the drainage system available.
6 That the applicant shall comply the conditions laid down in the G.O.Ms.No. 168 MA Dt: 07-04-2012 and its Amended Government Orders.
7 This permission does not bar any public agency including HMDA/Local Body to acquire the lands for public purpose as per Law.
8 The Builder/Developer/Owner shall be responsible and ensure that the fire safety, structural stability requirements of the proposed complex are in accordance with the A.P Fire Services Act — 1999.
9 Automatic Sprinkler system is to be provided if the basement area exceeds 200 Sq. Mtrs Electrical wiring and installation shall be certified by the electrical engineers to Ensure electrical fire safety.
10 Transformers shall be provided with 4 hours Rating fire resistant constructions as per Rule 15 (e) of A.P Apartments (Promotion of constructions and ownership) rules, 1987.
11 If any litigations/discrepancy arises in future regarding ownership documents, the applicant is whole responsible and not made party to HMDA or its employees and plans deemed to be withdrawn and cancelled.
12 The HMWS and SB and T.S. Transco not to provide the permanent connection till to produce the occupancy certificate from the Sanctioning Authority.
13 If in case above said conditions are not adhered HMDA/Local Authority can withdraw the said permission.
14 If any cases are pending in court of law with regard to the site U/R and have adverse orders, the permission granted shall be deemed to be withdrawn and cancelled.
15 The applicant/ developer is the whole responsible if any loss of human life or any damage occurs while constructing the building and after construction of building and have no rights to claim to HMDA and its employees shall not be held as a party to any such dispute/ litigations.
16 The HMDA reserve the right to cancel the permission, if it is found that the permission is obtained by false statement or misinterpretation or suppression of any material facts or rule.

OFFICER DETAILS	
OFFICER NAME : DESIGNATION : DATE AND TIME :	
APPROVAL NO:	SEAL OF APPROVAL
DATE OF APPROVAL :	
OWNER'S SIGNATURE	ARCHITECT'S SIGNATURE
BUILDER'S SIGNATURE	STRUCTURAL ENGINEER'S SIGNATURE

Note: All dimensions are in meters.

ISO_full_bleed_4A0_(1682.00_x_2378.00_MM)