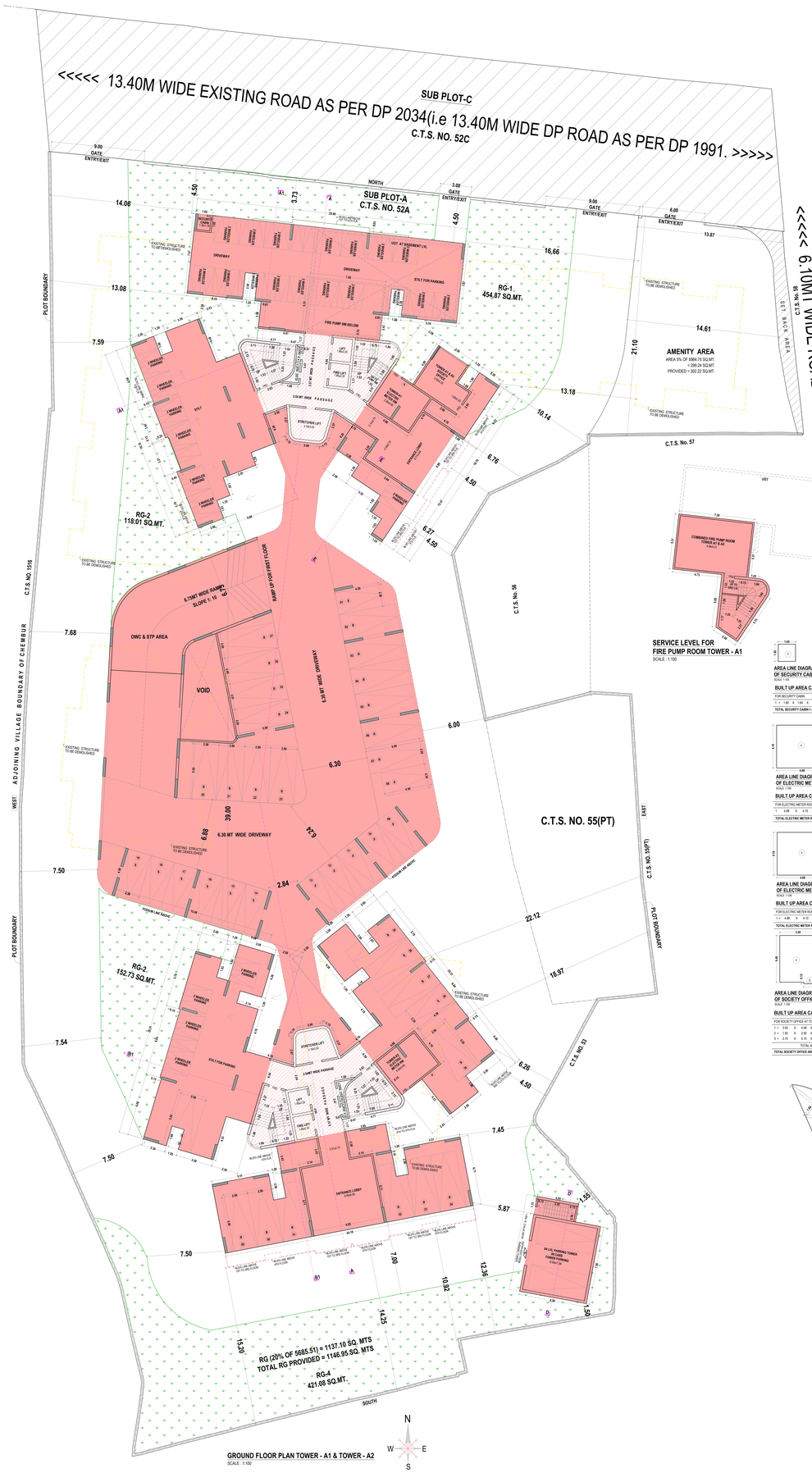

GROUND FLOOR PLAN TOWER - A1 & TOWER - A2
SCALE : 1:100

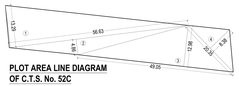

PLOT AREA LINE DIAGRAM OF C.T.S. No. 52C
SCALE 1:200

PLOT AREA CALCULATION OF C.T.S. NO.52C

1	=	1/2	X	56.63	X	4.98	X	1 NO	= 137.61 SQ.MT.
2	=	1/2	X	56.63	X	12.98	X	1 NO	= 318.03 SQ.MT.
3	=	1/2	X	45.05	X	12.98	X	1 NO	= 292.23 SQ.MT.
4	=	1/2	X	26.35	X	6.38	X	1 NO	= 83.27 SQ.MT.
								TOTAL ADDITION	= 917.02 SQ.MT.

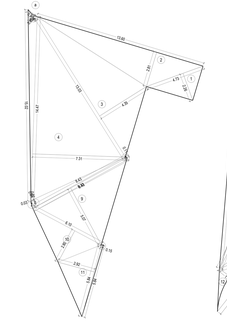

AREA LINE DIAGRAM OF R.G. -3 ON GROUND FOR SUB PLOT-A
SCALE 1:100

PLOT-A RG AREA CALCULATION RG -3

1	=	1/2	X	4.73	X	2.26	X	1 NO	= 5.34 SQ.MT.
2	=	1/2	X	13.60	X	2.81	X	1 NO	= 19.11 SQ.MT.
3	=	1/2	X	13.04	X	4.35	X	1 NO	= 28.36 SQ.MT.
4	=	1/2	X	14.47	X	7.31	X	1 NO	= 52.89 SQ.MT.
5	=	1/2	X	16.02	X	0.70	X	1 NO	= 5.26 SQ.MT.
6	=	1/2	X	8.33	X	0.60	X	1 NO	= 2.50 SQ.MT.
7	=	2.03	X	0.62	X	0.03	X	1 NO	= 0.01 SQ.MT.
8	=	1/2	X	8.42	X	0.11	X	1 NO	= 0.46 SQ.MT.
9	=	1/2	X	8.42	X	5.07	X	1 NO	= 21.37 SQ.MT.
10	=	1/2	X	6.10	X	2.80	X	1 NO	= 8.54 SQ.MT.
11	=	1/2	X	5.84	X	2.92	X	1 NO	= 8.53 SQ.MT.
12	=	1/2	X	5.84	X	0.15	X	1 NO	= 0.44 SQ.MT.
								TOTAL ADDITION	= 152.81 SQ.MT.
DEDUCTIONS									
1	=	2.03	X	0.60	X	0.09	X	1 NO	= 0.05 SQ.MT.
B								TOTAL DEDUCTION	= 0.05 SQ.MT.
								TOTAL RG AREA -E-(1-B)	= 152.76 SQ.MT. ---R

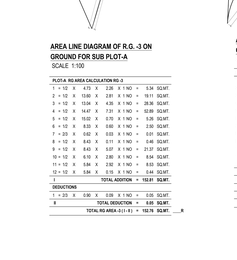

AREA LINE DIAGRAM OF R.G. -2 ON GROUND FOR SUB PLOT-A
SCALE 1:100

PLOT-A RG AREA CALCULATION RG -2

1	=	1/2	X	2.79	X	0.09	X	1 NO	= 0.13 SQ.MT.
2	=	1/2	X	6.08	X	1.05	X	1 NO	= 3.19 SQ.MT.
3	=	1/2	X	3.65	X	0.14	X	1 NO	= 0.26 SQ.MT.
4	=	1/2	X	6.87	X	3.64	X	1 NO	= 1.83 SQ.MT.
5	=	1/2	X	21.01	X	3.82	X	1 NO	= 40.13 SQ.MT.
6	=	1/2	X	15.81	X	0.9	X	1 NO	= 1.50 SQ.MT.
7	=	1/2	X	3.44	X	0.45	X	1 NO	= 0.69 SQ.MT.
8	=	1/2	X	15.81	X	1.93	X	1 NO	= 15.26 SQ.MT.
9	=	1/2	X	13.15	X	4.37	X	1 NO	= 28.62 SQ.MT.
10	=	1/2	X	13.70	X	2.81	X	1 NO	= 19.25 SQ.MT.
11	=	1/2	X	4.73	X	2.26	X	1 NO	= 5.34 SQ.MT.
12	=	1/2	X	6.02	X	1.87	X	1 NO	= 5.63 SQ.MT.
								TOTAL RG AREA -F	= 121.83 SQ.MT.
DEDUCTIONS									
1	=	2.0	X	6.02	X	0.94	X	1 NO	= 3.77 SQ.MT.
B								TOTAL DEDUCTION	= 3.77 SQ.MT.
								TOTAL RG AREA -(-(1-B)	= 118.06 SQ.MT. ---Q

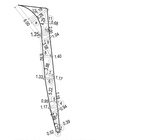

SET BACK AREA LINE DIAGRAM FOR SUB PLOT -A
SCALE 1:200

SET BACK AREA CALCULATION OF CTS NO. 52A & 55

SET BACK AREA									
1	=	1/2	X	4.11	X	0.62	X	1 NO	= 1.27 SQ.MT.
2	=	1/2	X	4.11	X	0.39	X	1 NO	= 0.80 SQ.MT.
3	=	1/2	X	2.95	X	0.94	X	1 NO	= 1.38 SQ.MT.
4	=	1/2	X	1.15	X	1.17	X	1 NO	= 0.70 SQ.MT.
5	=	1/2	X	3.22	X	0.55	X	1 NO	= 2.48 SQ.MT.
6	=	1/2	X	5.22	X	1.33	X	1 NO	= 3.47 SQ.MT.
7	=	1/2	X	3.86	X	1.17	X	1 NO	= 2.27 SQ.MT.
8	=	1/2	X	6.92	X	1.40	X	1 NO	= 4.84 SQ.MT.
9	=	1/2	X	3.58	X	1.04	X	1 NO	= 1.86 SQ.MT.
10	=	1/2	X	2.00	X	1.25	X	1 NO	= 1.25 SQ.MT.
11	=	1/2	X	4.29	X	0.68	X	1 NO	= 1.46 SQ.MT.
12	=	1/2	X	6.00	X	3.28	X	1 NO	= 9.84 SQ.MT.
								TOTAL ADDITION	= 31.48 SQ.MT.
DEDUCTIONS									
a	=	2.0	X	6.00	X	1.19	X	1 NO	= 4.76 SQ.MT.
B								TOTAL DEDUCTION	= 4.76 SQ.MT.
								TOTAL SET BACK AREA (1-B)	= 26.84 SQ.MT.



AMENITY PLOT AREA LINE DIAGRAM FOR SUB PLOT -A
SCALE 1:200

AMENITY PLOT AREA CALCULATION C.T.S NO. 52A & 55(PT)

AMENITY PLOT AREA									
1	=	1/2	X	0.80	X	0.09	X	1 NO	= 0.02 SQ.MT.
2	=	1/2	X	13.88	X	4.14	X	1 NO	= 28.73 SQ.MT.
3	=	1/2	X	19.76	X	3.12	X	1 NO	= 24.69 SQ.MT.
4	=	1/2	X	15.88	X	5.86	X	1 NO	= 46.63 SQ.MT.
5	=	2.0	X	6.00	X	1.16	X	1 NO	= 4.64 SQ.MT.
6	=	1/2	X	15.88	X	6.40	X	1 NO	= 51.05 SQ.MT.
7	=	1/2	X	20.12	X	8.10	X	1 NO	= 81.67 SQ.MT.
8	=	1/2	X	20.12	X	0.38	X	1 NO	= 3.82 SQ.MT.
9	=	1/2	X	19.43	X	4.44	X	1 NO	= 43.13 SQ.MT.
10	=	1/2	X	19.70	X	1.38	X	1 NO	= 13.60 SQ.MT.
11	=	1/2	X	11.79	X	1.83	X	1 NO	= 9.60 SQ.MT.
12	=	1/2	X	6.96	X	2.77	X	1 NO	= 9.64 SQ.MT.
13	=	1/2	X	3.91	X	1.64	X	1 NO	= 3.21 SQ.MT.
								TOTAL ADDITION	= 305.23 SQ.MT.
DEDUCTIONS									
a	=	2.0	X	9.04	X	0.93	X	1 NO	= 3.01 SQ.MT.
B								TOTAL DEDUCTION	= 3.01 SQ.MT.
								TOTAL AMENITY AREA (-1-B)	= 302.22 SQ.MT.
								TOTAL PERMISSIBLE AMENITY AREA (5% OF 5984.75 SQ.MT.)	= 299.23 SQ.MT.

RERA CARPET AREA SUMMARY FOR PARKING PURPOSE ONLY TOWER - A1						
FLOOR	FLAT NO. 1	FLAT NO. 2	FLAT NO. 3	FLAT NO. 4	FLAT NO. 5	FLAT NO. 6
FIRST	101.95 SQ.M.	101.95 SQ.M.	68.89 SQ.M.	---	53.95 SQ.M.	69.54 SQ.M.
SECOND	101.95 SQ.M.	101.95 SQ.M.	69.54 SQ.M.	53.95 SQ.M.	53.95 SQ.M.	69.54 SQ.M.
THIRD	101.95 SQ.M.	101.95 SQ.M.	69.54 SQ.M.	53.95 SQ.M.	53.95 SQ.M.	69.54 SQ.M.
FOURTH	101.95 SQ.M.	101.95 SQ.M.	69.54 SQ.M.	53.95 SQ.M.	53.95 SQ.M.	69.54 SQ.M.

RERA CARPET AREA SUMMARY FOR PARKING PURPOSE ONLY TOWER - A2				
FLOOR	FLAT NO. 1	FLAT NO. 2	FLAT NO. 3	FLAT NO. 4
FIRST	96.81 SQ.M.	96.81 SQ.M.	132.11 SQ.M.	128.72 SQ.M.
SECOND	96.81 SQ.M.	96.81 SQ.M.	132.11 SQ.M.	132.11 SQ.M.
THIRD	96.81 SQ.M.	96.81 SQ.M.	132.11 SQ.M.	132.11 SQ.M.
FOURTH	100.29 SQ.M.	100.29 SQ.M.	132.11 SQ.M.	132.11 SQ.M.
FIFTH	100.29 SQ.M.	---	---	---

REQUIRED PARKING STATEMENT

CARPET AREA IN SQ.MT	PARKING REQD. BY RULE	NOS. OF TENANTS		NOS. OF PARKING REQD.		TOTAL PARKING REQD.
RESIDENTIAL		TOWER - A1	TOWER - A2	TOWER - A1	TOWER - A2	
BELOW 45	1 PARK PER. 4 TENANTS	00.00 NOS.	00.00 NOS.	00.00 NOS.	00.00 NOS.	00.00 NOS.
BETWEEN 45 TO 60	1 PARK PER. 2 TENANTS	07.00 NOS.	00.00 NOS.	03.50 NOS.	00.00 NOS.	03.50 NOS.
BETWEEN 60 TO 90	1 PARK PER. 1 TENANTS	08.00 NOS.	00.00 NOS.	08.00 NOS.	00.00 NOS.	08.00 NOS.
ABOVE 90	2 PARK PER. 1 TENANTS	08.00 NOS.	17.00 NOS.	16.00 NOS.	34.00 NOS.	50.00 NOS.
TOTAL		23.00 NOS.	17.00 NOS.	27.50 NOS.	34.00 NOS.	61.50 NOS.
ADD. 10% VISITORS PARKING						6.15 NOS.
SAY PARKING REQD.						67.65 NOS.
TOTAL PARKING REQD.						68.00 NOS.
PERMISSIBLE ADDITIONAL 50% PARKING [31(1)(VII)]						34.00 NOS.
PROPOSED ADDITIONAL 50% PARKING [31(1)(VII)]						33.00 NOS.
TOTAL PARKING PROVIDED						101.00 NOS.

PROPOSED PARKING FOR RESIDENTIAL TOWER - A1 & TOWER - A2

PARKING FLOOR	SURFACE PARKING		TOWER PARKING		TOTAL
	SMALL	BIG	SMALL	BIG	101
STILT/GROUND LEVEL 0.0 = @0.15 M LEVEL	13	26	---	08	47
1ST PODIUM LEVEL	13	14			27
2ND PODIUM LEVEL	13	14			27
TOTAL SMALL CARS	13+13+13				39
TOTAL BIG CARS	14+14+26+08				62

PROPOSED PARKING STATEMENT (2 WHEELERS)

	PARKING REQD. BY RULE	NOS. OF TENANTS	NOS. OF PARKING
RESIDENTIAL			
FOR 2 WHEELER	1 PARK PER. 2 TENANTS	40.00 NO	20.00 NOS.
TOTAL PERMISSIBLE PARKING			20.00 NOS.
TOTAL PARKING PROVIDED			60.00 NOS.

BUILT UP AREA SUMMARY TOWER - A1 & TOWER - A2

	TOWER - A1	TOWER - A2	
FLOOR	BUILT UP AREA	BUILT UP AREA	TOTAL BUILT-UP AREA
FIRST	542.06 SQ.M.	612.19 SQ.M.	1154.25 SQ.M.
SECOND	606.67 SQ.M.	616.08 SQ.M.	1222.75 SQ.M.
THIRD	606.67 SQ.M.	616.08 SQ.M.	1222.75 SQ.M.
FOURTH	606.67 SQ.M.	622.02 SQ.M.	1228.69 SQ.M.
FIFTH	----	211.90 SQ.M.	211.90 SQ.M.
TOTAL	2362.07 SQ.M.	2678.27 SQ.M.	5040.34 SQ.M.

CONSTRUCTION AREA = 10160.00 SQM

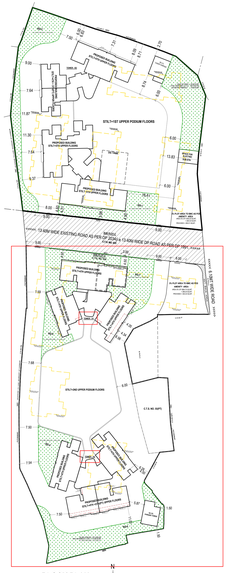

BLOCK PLAN
SCALE : 1:500

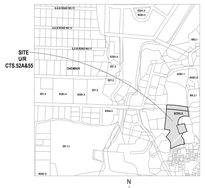

LOCATION PLAN (D.P.2034)
SCALE : 1:1000

SECTION OF COMPOUND WALL
SCALE 1:50

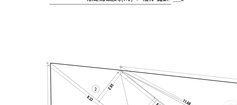

SERVICE LEVEL FOR FIRE PUMP ROOM TOWER - A1
SCALE : 1:100

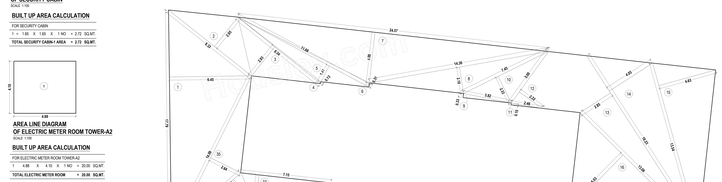

AREA LINE DIAGRAM OF R.G. -1 ON GROUND FOR SUB PLOT-A
SCALE 1:100

PLOT-A RG AREA CALCULATION RG-1

1	=	1/2	X	17.79	X	6.66	X	1 NO	= 57.97 SQ.MT.
2	=	1/2	X	8.33	X	2.86	X	1 NO	= 12.09 SQ.MT.
3	=	1/2	X	8.34	X	2.83	X	1 NO	= 12.22 SQ.MT.
4	=	1/2	X	8.34	X	0.13	X	1 NO	= 0.54 SQ.MT.
5	=	1/2	X	11.68	X	1.41	X	1 NO	= 8.23 SQ.MT.
6	=	1/2	X	11.68	X	0.31	X	1 NO	= 1.81 SQ.MT.
7	=	1/2	X	24.07	X	4.00	X	1 NO	= 48.14 SQ.MT.
8	=	1/2	X	14.00	X	2.10	X	1 NO	= 15.02 SQ.MT.
9	=	1/2	X	3.82	X	0.33	X	1 NO	= 0.63 SQ.MT.
10	=	1/2	X	7.45	X	2.33	X	1 NO	= 8.68 SQ.MT.
11	=	1/2	X	2.46	X	0.15	X	1 NO	= 0.18 SQ.MT.
12	=	1/2	X	5.00	X	2.22	X	1 NO	= 5.55 SQ.MT.
13	=	1/2	X	16.23	X	2.88	X	1 NO	= 23.13 SQ.MT.
14	=	1/2	X	16.23	X	4.03	X	1 NO	= 32.67 SQ.MT.
15	=	1/2	X	13.04	X	4.83	X	1 NO	= 31.55 SQ.MT.
16	=	1/2	X	13.06	X	6.03	X	1 NO	= 39.38 SQ.MT.
17	=	1/2	X	11.85	X	2.02	X	1 NO	= 11.97 SQ.MT.
18	=	1/2	X	7.07	X	2.30	X	1 NO	= 8.11 SQ.MT.
19	=	1/2	X	7.07	X	0.33	X	1 NO	= 1.16 SQ.MT.
20	=	1/2	X	6.55	X	1.92	X	1 NO	= 6.28 SQ.MT.
21	=	1/2	X	6.65	X	0.89	X	1 NO	= 2.91 SQ.MT.
22	=	1/2	X	5.10	X	0.57	X	1 NO	= 1.45 SQ.MT.
23	=	1/2	X	5.10	X	2.14	X	1 NO	= 5.46 SQ.MT.
24	=	1/2	X	11.85	X	4.19	X	1 NO	= 24.83 SQ.MT.
25	=	1/2	X	13.04	X	1.08	X	1 NO	= 7.11 SQ.MT.
26	=	1/2	X	13.04	X	2.13	X	1 NO	= 13.89 SQ.MT.
27	=	2.0	X	7.07	X	0.70	X	1 NO	= 3.53 SQ.MT.
28	=	1/2	X	2.43	X	0.21	X	1 NO	= 0.26 SQ.MT.
29	=	1/2	X	4.92	X	2.21	X	1 NO	= 5.44 SQ.MT.
30	=	1/2	X	4.92	X	1.38	X	1 NO	= 3.39 SQ.MT.
31	=	1/2	X	3.86	X	0.87	X	1 NO	= 1.68 SQ.MT.
32	=	1/2	X	6.14	X	3.15	X	1 NO	= 9.67 SQ.MT.
33	=	1/2	X	7.15	X	2.29	X	1 NO	= 8.19 SQ.MT.
34	=	1/2	X	7.38	X	2.60	X	1 NO	= 9.58 SQ.MT.
35	=	1/2	X	14.09	X	2.84	X	1 NO	= 19.60 SQ.MT.
								TOTAL ADDITION	= 443.61 SQ.MT.
DEDUCTIONS									
a	=	2.0	X	1.39	X	0.37	X	1 NO	= 0.34 SQ.MT.
b	=	2.0	X	1.93	X	0.55	X	1 NO	= 0.71 SQ.MT.
B								TOTAL DEDUCTION	= 1.05 SQ.MT.
								TOTAL RG AREA -F-(1-B)	= 441.56 SQ.MT. ---P

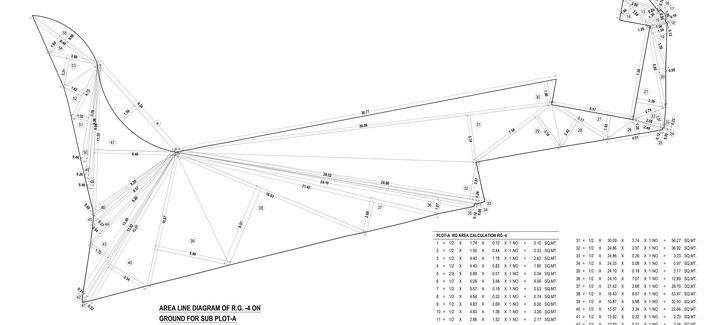

AREA LINE DIAGRAM OF R.G. -4 ON GROUND FOR SUB PLOT-A
SCALE 1:100

PLOT-A RG AREA CALCULATION RG -4

1	=	1/2	X	1.74	X	0.12	X	1 NO	= 0.10 SQ.MT.
2	=	1/2	X	1.50	X	0.44	X	1 NO	= 0.33 SQ.MT.
3	=	1/2	X	4.40	X	1.15	X	1 NO	= 2.52 SQ.MT.
4	=	1/2	X	4.40	X	0.82	X	1 NO	= 1.80 SQ.MT.
5	=	2.0	X	0.89	X	0.07	X	1 NO	= 0.04 SQ.MT.
6	=	1/2	X	5.05	X	3.56	X	1 NO	= 8.98 SQ.MT.
7	=	1/2	X	5.07	X	0.19	X	1 NO	= 0.93 SQ.MT.
8	=	1/2	X	6.84	X	0.02	X	1 NO	= 0.74 SQ.MT.
9	=	1/2	X	4.83	X	2.68	X	1 NO	= 6.50 SQ.MT.
10	=	1/2	X	4.83	X	1.36	X	1 NO	= 3.28 SQ.MT.
11	=	1/2	X	2.39	X	1.82	X	1 NO	= 2.17 SQ.MT.
12	=	1/2	X	2.89	X	0.19	X	1 NO	= 0.28 SQ.MT.
13	=	1/2	X	3.04	X	1.30	X	1 NO	= 1.98 SQ.MT.
14	=	1/2	X	3.04	X	1.44	X	1 NO	= 2.19 SQ.MT.
15	=	1/2	X	1.26	X	0.94	X	1 NO	= 0.59 SQ.MT.
16	=	1/2	X	1.58	X	0.20	X	1 NO	= 0.11 SQ.MT.
17	=	1/2	X	1.58	X	0.19	X	1 NO	= 0.10 SQ.MT.
18	=	1/2	X	1.38	X	0.12	X	1 NO	= 0.08 SQ.MT.
19	=	1/2	X	3.59	X	1.34	X	1 NO	= 2.41 SQ.MT.
20	=	1/2	X	4.60	X	0.58	X	1 NO	= 1.91 SQ.MT.
21	=	1/2	X	7.58	X	2.28	X	1 NO	= 8.66 SQ.MT.
22	=	1/2	X	2.39	X	1.27	X	1 NO	= 1.77 SQ.MT.
23	=	1/2	X	2.98	X	0.22	X	1 NO	= 0.28 SQ.MT.
24	=	1/2	X	2.98	X	0.05	X	1 NO	= 0.08 SQ.MT.
25	=	1/2	X	2.48	X	0.12	X	1 NO	= 0.15 SQ.MT.
26	=	1/2	X	4.51	X	1.20	X	1 NO	= 2.71 SQ.MT.
27	=	1/2	X	4.51	X	1.83	X	1 NO	= 4.14 SQ.MT.
28	=	1/2	X	5.17	X	2.42	X	1 NO	= 6.26 SQ.MT.
29	=	1/2	X	7.04	X	3.54	X	1 NO	= 12.46 SQ.MT.
30	=	1/2	X	30.77	X	1.90	X	1 NO	= 29.23 SQ.MT.
31	=	1/2	X	30.09	X	3.74	X	1 NO	= 56.27 SQ.MT.
32	=	1/2	X	24.96	X	2.97	X	1 NO	= 36.92 SQ.MT.
33	=	1/2	X	24.96	X	0.26	X	1 NO	= 3.23 SQ.MT.
34	=	1/2	X	24.23	X	0.08	X	1 NO	= 0.97 SQ.MT.
35	=	1/2	X	24.10	X	0.18	X	1 NO	= 2.17 SQ.MT.
36	=	1/2	X	24.10	X	1.07	X	1 NO	= 12.89 SQ.MT.
37	=	1/2	X	21.42	X	2.68	X	1 NO	= 28.70 SQ.MT.
38	=	1/2	X	16.43	X	6.57	X	1 NO	= 53.97 SQ.MT.
39	=	1/2	X	10.87	X	5.96	X	1 NO	= 32.50 SQ.MT.
40	=	1/2	X	13.57	X	3.34	X	1 NO	= 22.66 SQ.MT.
41	=	1/2	X	13.91	X	0.32	X	1 NO	= 2.23 SQ.MT.
42	=	1/2	X	13.92	X	0.31	X	1 NO	= 2.16 SQ.MT.
43	=	1/2	X	13.48	X	1.73	X	1 NO	= 11.67 SQ.MT.
44	=	1/2	X	9.80	X	0.94	X	1 NO	= 4.61 SQ.MT.
45	=	1/2	X	8.07	X	0.37	X	1 NO	= 1.50 SQ.MT.
46	=	1/2	X	8.20	X	0.48	X	1 NO	= 1.97 SQ.MT.
47	=	1/2	X	11.52	X	6.46	X	1 NO	= 37.21 SQ.MT.
48	=	1/2	X	11.52	X	0.46	X	1 NO	= 2.65 SQ.MT.
49	=	1/2	X	5.86	X	0.26	X	1 NO	= 1.28 SQ.MT.
50	=	1/2	X	5.06	X	0.46	X	1 NO	= 2.08 SQ.MT.
51	=	1/2	X	7.78	X	1.32	X	1 NO	= 5.13 SQ.MT.
52	=	1/2	X	4.72	X	1.62	X	1 NO	= 3.82 SQ.MT.
53	=	1/2	X	3.88	X	2.31	X	1 NO	= 4.48 SQ.MT.
54	=	1/2	X	6.48	X	1.88	X	1 NO	= 6.44 SQ.MT.
55	=	2.0	X	6.48	X	0.96	X	1 NO	= 4.15 SQ.MT.
								TOTAL ADDITION	= 665.27 SQ.MT.
DEDUCTIONS									
a	=	2.0	X	5.34	X	1.03	X	1 NO	= 3.50 SQ.MT.
B								TOTAL DEDUCTION	= 9.90 SQ.MT.
								TOTAL RG AREA -(-(1-B)	= 655.37 SQ.MT. ---S
								TOTAL RG AREA (P+Q+R+S)	= 1147.19 SQ.MT.
								LESS AREA REQUIRED (20% OF 5685.51)	= 1137.10 SQ.MT.

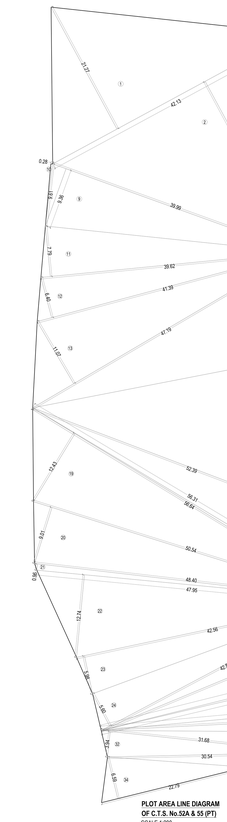

PLOT AREA LINE DIAGRAM OF C.T.S. No.52A & 55 (PT)
SCALE 1:200

PLOT AREA CALCULATION OF C.T.S. NO. 52A

1	=	1/2	X	42.13	X	21.27	X	1 NO	= 448.05 SQ.MT.
2	=	1/2	X	42.13	X	29.83	X	1 NO	= 628.37 SQ.MT.
3	=	1/2	X	33.61	X	3.53	X	1 NO	= 59.32 SQ.MT.
4	=	1/2	X	28.45	X	9.97	X	1 NO	= 141.82 SQ.MT.
5	=	1/2	X	10.81	X	0.93	X	1 NO	= 5.03 SQ.MT.
6	=	1/2	X	40.31	X	11.33	X	1 NO	= 228.36 SQ.MT.
7	=	1/2	X	40.31	X	8.78	X	1 NO	= 176.86 SQ.MT.
8	=	1/2	X	25.18	X	9.42	X	1 NO	= 118.60 SQ.MT.
9	=	1/2	X	39.99	X	9.36	X	1 NO	= 187.15 SQ.MT.
10	=	1/2	X	9.61	X	0.28	X	1 NO	= 1.35 SQ.MT.
11	=	1/2	X	39.62	X	7.79	X	1 NO	= 154.32 SQ.MT.
12	=	1/2	X	41.39	X	6.40	X	1 NO	= 132.45 SQ.MT.
13	=	1/2	X	47.19	X	11.07	X	1 NO	= 261.20 SQ.MT.
14	=	1/2	X	47.19	X	14.83	X	1 NO	= 349.91 SQ.MT.
15	=	1/2	X	52.39	X	23.37	X	1 NO	= 612.18 SQ.MT.
16	=	1/2	X	16.31	X	9.24	X	1 NO	= 150.75 SQ.MT.
17	=	1/2	X	12.43	X	4.33	X	1 NO	= 26.91 SQ.MT.
18	=	1/2	X	56.64	X	0.49	X	1 NO	= 13.88 SQ.MT.
19	=	1/2	X	56.64	X	12.24	X	1 NO	= 346.64 SQ.MT.
20	=	1/2	X	50.54	X	9.01	X	1 NO	= 227.68 SQ.MT.
21	=	1/2	X	48.40	X	0.98	X	1 NO	= 23.72 SQ.MT.
22	=	1/2	X	47.95	X	12.74	X	1 NO	= 305.44 SQ.MT.
23	=	1/2	X	42.56	X	5.98	X	1 NO	= 127.25 SQ.MT.
24	=	1/2	X	42.84	X	5.60	X	1 NO	= 119.95 SQ.MT.
25	=	1/2	X	44.24	X	4.03	X	1 NO	= 89.14 SQ.MT.
26	=	1/2	X	46.69	X	6.57	X	1 NO	= 153.38 SQ.MT.
27	=	1/2	X	46.69	X	0.59	X	1 NO	= 13.77 SQ.MT.
28	=	1/2	X	46.66	X	6.35	X	1 NO	= 148.15 SQ.MT.
29	=	1/2	X	45.50	X	1.85	X	1 NO	= 42.09 SQ.MT.
30	=	1/2	X	45.24	X	1.76	X	1 NO	= 39.81 SQ.MT.
31	=	1/2	X	31.68	X	3.09	X	1 NO	= 48.95 SQ.MT.
32	=	1/2	X	31.68	X	3.94	X	1 NO	= 62.41 SQ.MT.
33	=	1/2	X	30.54	X	2.03	X	1 NO	= 31.00 SQ.MT.
34	=	1/2	X	22.79	X	6.59	X	1 NO	= 75.09 SQ.MT.
								TOTAL PLOT AREA OF C.T.S. NO. 52A	= 5685.48 SQ.MT. ---X

PLOT AREA CALCULATION OF C.T.S. NO. 55 (PT)

35	=	1/2	X	28.84	X	5.14	X	1 NO	= 74.12 SQ.MT.
36	=	1/2	X	30.08	X	3.40	X	1 NO	= 51.14 SQ.MT.
37	=	1/2	X	30.85	X	1.73	X	1 NO	= 26.69 SQ.MT.
38	=	1/2	X	30.85	X	4.50	X	1 NO	= 69.41 SQ.MT.
39	=	1/2	X	21.44	X	8.89	X	1 NO	= 95.30 SQ.MT.
40	=	1/2	X	18.66	X	3.70	X	1 NO	= 34.52 SQ.MT.
								TOTAL PLOT AREA OF C.T.S. NO. 55(PT)	= 351.18 SQ.MT. ---Y
								TOTAL PLOT AREA OF C.T.S. NO. 52 & 55(PT) (X + Y)	= 6011.66 SQ.MT.

PROFORMA A

SHEET- 1/5

		AREA STATEMENT	SQ. MTR.
1	A	AREA OF PLOT AS PER SUB PLOT A	6011.39
	B	AREA OF PLOT AS PER P.CARD	5420.91
	C	AREA OF PLOT AS PER T

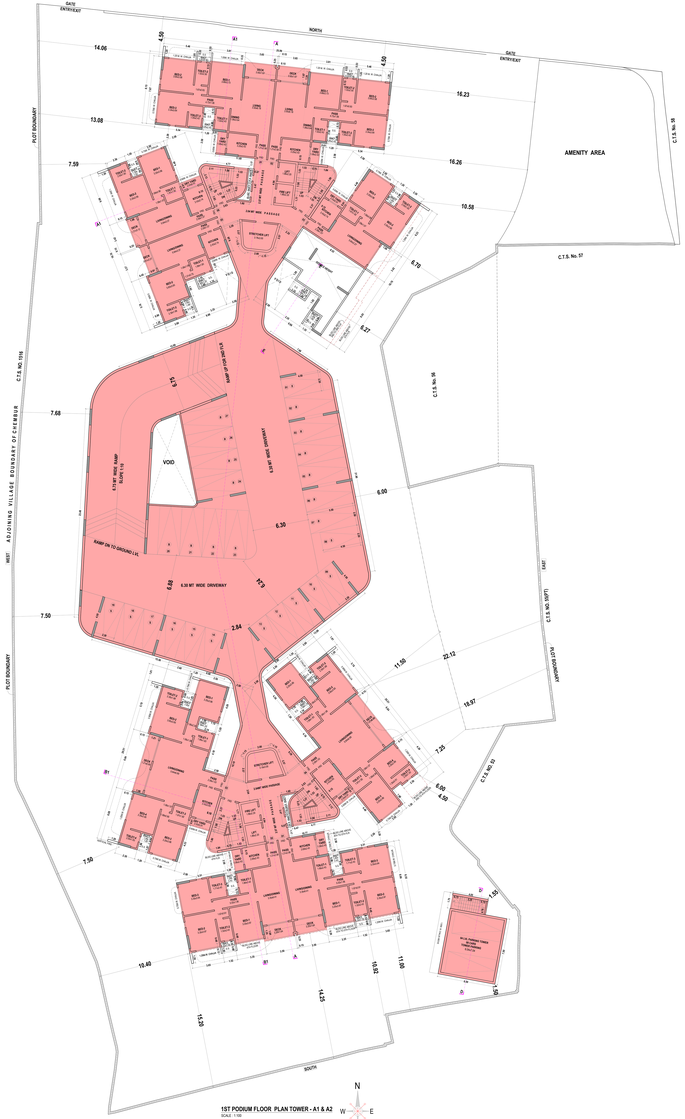

1ST PODIUM FLOOR PLAN TOWER - A1 & A2

SCALE - 1:100

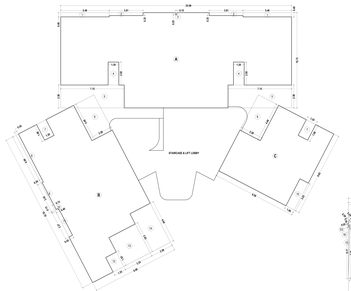

AREA LINE DIAGRAM OF 1ST FLOOR TOWER - A1

SCALE - 1:100

BUILT UP AREA CALCULATION

1ST FLOOR PLAN - TOWER - A1							
A = 26.80	X	10.70	X	1.140	=	326.01	SQ.MT
B = 18.70	X	7.90	X	1.140	=	168.79	SQ.MT
C = 5.60	X	5.50	X	1.140	=	35.42	SQ.MT
				TOTAL AREA(A + B + C)	=	530.22	SQ.MT

DEDUCTIONS							
1 = 3.48	X	2.08	X	2 NOS	=	14.48	SQ.MT
2 = 3.41	X	2.05	X	2 NOS	=	13.97	SQ.MT
3 = 0.70	X	3.05	X	1 NO.	=	2.14	SQ.MT
4 = 0.70	X	3.05	X	1 NO.	=	2.14	SQ.MT
5 = 7.70	X	2.08	X	2 NOS	=	32.03	SQ.MT
6 = 4.80	X	2.08	X	2 NOS	=	20.02	SQ.MT
7 = 3.80	X	1.20	X	2 NOS	=	9.12	SQ.MT
8 = 3.80	X	0.90	X	1 NO.	=	3.42	SQ.MT
9 = 3.80	X	0.90	X	1 NO.	=	3.42	SQ.MT
10 = 3.40	X	0.70	X	1 NO.	=	2.38	SQ.MT
11 = 3.80	X	3.07	X	1 NO.	=	11.67	SQ.MT
12 = 3.80	X	3.07	X	1 NO.	=	11.67	SQ.MT
13 = 2.50	X	0.90	X	1 NO.	=	2.25	SQ.MT
14 = 2.08	X	4.94	X	1 NO.	=	10.15	SQ.MT
15 = 3.80	X	3.07	X	1 NO.	=	11.67	SQ.MT
				TOTAL DEDUCTION	=	140.88	SQ.MT
				TOTAL BUILT UP AREA (A + B + C) - DEDUCTION	=	389.34	SQ.MT

STAIRCASE & LIFT AREA LINE DIAGRAM OF 1ST FLOOR TOWER - A1

SCALE - 1:100

STAIRCASE & LIFT LOBBY AREA CALCULATION

1ST FLOOR PLAN - TOWER - A1							
17 = 10.01	X	10.01	X	1 NO.	=	100.21	SQ.MT
18 = 20	X	1.17	X	3.24	X 1 NO.	=	3.18 SQ.MT
19 = 20	X	1.08	X	0.55	X 1 NO.	=	0.61 SQ.MT
20 = 20	X	1.08	X	0.55	X 1 NO.	=	0.61 SQ.MT
21 = 20	X	3.24	X	0.55	X 1 NO.	=	3.57 SQ.MT
22 = 20	X	3.24	X	0.55	X 1 NO.	=	3.57 SQ.MT
23 = 20	X	1.08	X	0.55	X 1 NO.	=	0.61 SQ.MT
24 = 20	X	1.08	X	0.55	X 1 NO.	=	0.61 SQ.MT
				TOTAL AREA		=	112.87 SQ.MT

DEDUCTIONS							
1 = 0.07	X	1.32	X	1 NO.	=	0.01	SQ.MT
2 = 3.8	X	0.9	X	1 NO.	=	3.42	SQ.MT
3 = 10.2	X	0.9	X	1 NO.	=	9.18	SQ.MT
4 = 10.2	X	0.9	X	1 NO.	=	9.18	SQ.MT
5 = 10.2	X	0.07	X	0.9 X 1 NO.	=	1.83	SQ.MT
6 = 10.2	X	0.07	X	0.9 X 1 NO.	=	1.83	SQ.MT
7 = 3.8	X	0.9	X	0.9 X 1 NO.	=	3.03	SQ.MT
8 = 2.6	X	2.6	X	2 NOS	=	13.52	SQ.MT
9 = (1.05 + 2.9) / 2	X	2.6	X	1 NO.	=	5.46	SQ.MT
10 = 10.2	X	2.05	X	0.48 X 2 NOS	=	1.94	SQ.MT
11 = 10.2	X	2.05	X	0.48 X 2 NOS	=	1.94	SQ.MT
12 = (1.05 + 2.9) / 2	X	2.6	X	1 NO.	=	5.46	SQ.MT
13 = 3.07	X	2.9	X	1 NO.	=	7.16	SQ.MT
14 = 10.2	X	0.48	X	2.94	X 1 NO.	=	14.7 SQ.MT
15 = 10.2	X	0.07	X	0.9	X 1 NO.	=	0.64 SQ.MT
16 = 10.2	X	0.07	X	0.9	X 1 NO.	=	0.64 SQ.MT
17 = 10.2	X	1.17	X	0.9	X 1 NO.	=	10.73 SQ.MT
18 = 10.2	X	1.17	X	0.07 X 1 NO.		=	0.83 SQ.MT
19 = 10.2	X	1.17	X	0.07 X 1 NO.		=	0.83 SQ.MT
20 = 3.8	X	0.9	X	0.9 X 1 NO.		=	3.03 SQ.MT
				TOTAL DEDUCTION		=	91.47 SQ.MT
				TOTAL STAIRCASE & LIFT LOBBY AREA (A + B)		=	19.4 SQ.MT

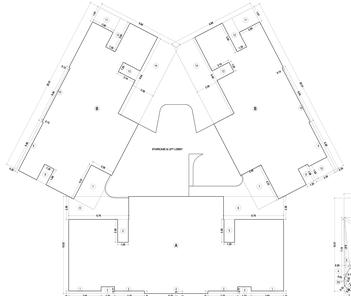

AREA LINE DIAGRAM OF 1ST FLOOR TOWER - A2

SCALE - 1:100

BUILT UP AREA CALCULATION

1ST FLOOR PLAN - TOWER - A2							
A = 26.80	X	10.70	X	1.140	=	326.01	SQ.MT
B = 20.01	X	8.98	X	2 NOS	=	359.64	SQ.MT
				TOTAL AREA(A + B)	=	685.65	SQ.MT

DEDUCTIONS							
1 = 3.08	X	2.05	X	2 NOS	=	12.62	SQ.MT
2 = 1.02	X	0.77	X	2 NOS	=	1.58	SQ.MT
3 = 3.48	X	0.85	X	2 NOS	=	5.92	SQ.MT
4 = 3.15	X	0.85	X	1 NO.	=	2.68	SQ.MT
5 = 3.15	X	0.85	X	1 NO.	=	2.68	SQ.MT
6 = 8.75	X	2.08	X	2 NOS	=	36.40	SQ.MT
7 = 4.00	X	2.08	X	2 NOS	=	16.64	SQ.MT
8 = 3.80	X	1.20	X	2 NOS	=	9.12	SQ.MT
9 = 3.80	X	0.90	X	1 NO.	=	3.42	SQ.MT
10 = 3.80	X	0.70	X	1 NO.	=	2.66	SQ.MT
11 = 1.00	X	2.08	X	2 NOS	=	4.16	SQ.MT
12 = 3.80	X	3.07	X	1 NO.	=	11.67	SQ.MT
13 = 3.80	X	3.07	X	1 NO.	=	11.67	SQ.MT
14 = 2.08	X	4.94	X	1 NO.	=	10.15	SQ.MT
15 = 2.50	X	1.90	X	1 NO.	=	4.75	SQ.MT
				TOTAL DEDUCTION	=	139.26	SQ.MT
				TOTAL BUILT UP AREA (A + B) - DEDUCTION	=	546.39	SQ.MT

STAIRCASE & LIFT AREA LINE DIAGRAM OF 1ST FLOOR TOWER - A2

SCALE - 1:100

STAIRCASE & LIFT LOBBY AREA CALCULATION

1ST FLOOR PLAN - TOWER - A2							
25 = 10.01	X	10.01	X	1 NO.	=	100.21	SQ.MT
26 = 20	X	1.17	X	3.24	X 1 NO.	=	3.18 SQ.MT
27 = 20	X	1.08	X	0.55	X 1 NO.	=	0.61 SQ.MT
28 = 20	X	1.08	X	0.55	X 1 NO.	=	0.61 SQ.MT
29 = 20	X	3.24	X	0.55	X 1 NO.	=	3.57 SQ.MT
30 = 20	X	3.24	X	0.55	X 1 NO.	=	3.57 SQ.MT
31 = 20	X	1.08	X	0.55	X 1 NO.	=	0.61 SQ.MT
				TOTAL AREA		=	112.87 SQ.MT

DEDUCTIONS							
1 = 0.07	X	1.32	X	1 NO.	=	0.01	SQ.MT
2 = 3.8	X	0.9	X	1 NO.	=	3.42	SQ.MT
3 = 10.2	X	0.9	X	1 NO.	=	9.18	SQ.MT
4 = 10.2	X	0.9	X	1 NO.	=	9.18	SQ.MT
5 = 10.2	X	0.07	X	0.9 X 1 NO.	=	1.83	SQ.MT
6 = 10.2	X	0.07	X	0.9 X 1 NO.	=	1.83	SQ.MT
7 = 3.8	X	0.9	X	0.9 X 1 NO.	=	3.03	SQ.MT
8 = (1.05 + 2.9) / 2	X	2.6	X	1 NO.	=	5.46	SQ.MT
9 = 10.2	X	2.05	X	0.48 X 2 NOS	=	1.94	SQ.MT
10 = 10.2	X	2.05	X	0.48 X 2 NOS	=	1.94	SQ.MT
11 = (1.05 + 2.9) / 2	X	2.6	X	1 NO.	=	5.46	SQ.MT
12 = 3.07	X	2.9	X	1 NO.	=	7.16	SQ.MT
13 = 10.2	X	0.48	X	2.94	X 1 NO.	=	14.7 SQ.MT
14 = 10.2	X	0.07	X	0.9	X 1 NO.	=	0.64 SQ.MT
15 = 10.2	X	0.07	X	0.9	X 1 NO.	=	0.64 SQ.MT
16 = 10.2	X	1.17	X	0.9	X 1 NO.	=	10.73 SQ.MT
17 = 10.2	X	1.17	X	0.07 X 1 NO.		=	0.83 SQ.MT
18 = 10.2	X	1.17	X	0.07 X 1 NO.		=	0.83 SQ.MT
19 = 3.8	X	0.9	X	0.9 X 1 NO.		=	3.03 SQ.MT
				TOTAL DEDUCTION		=	91.47 SQ.MT
				TOTAL STAIRCASE & LIFT LOBBY AREA (A + B)		=	19.4 SQ.MT

2ND PODIUM FLOOR PLAN TOWER - A1 & A2

SCALE - 1:100

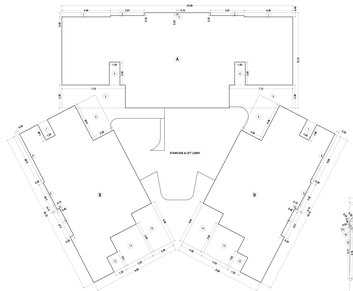

AREA LINE DIAGRAM OF 2ND FLOOR TOWER - A1

SCALE - 1:100

BUILT UP AREA CALCULATION

2ND FLOOR PLAN - TOWER - A1							
A = 26.80	X	10.70	X	1.140	=	326.01	SQ.MT
B = 18.70	X	7.90	X	1.140	=	168.79	SQ.MT
				TOTAL AREA(A + B)	=	494.8	SQ.MT

DEDUCTIONS							
1 = 3.48	X	2.08	X	2 NOS	=	14.48	SQ.MT
2 = 3.41	X	2.05	X	2 NOS	=	13.97	SQ.MT
3 = 0.70	X	3.05	X	1 NO.	=	2.14	SQ.MT
4 = 0.70	X	3.05	X	1 NO.	=	2.14	SQ.MT
5 = 7.70	X	2.08	X	2 NOS	=	32.03	SQ.MT
6 = 4.80	X	2.08	X	2 NOS	=	20.02	SQ.MT
7 = 3.80	X	1.20	X	2 NOS	=	9.12	SQ.MT
8 = 3.80	X	0.90	X	1 NO.	=	3.42	SQ.MT
9 = 3.80	X	0.90	X	1 NO.	=	3.42	SQ.MT
10 = 3.40	X	0.70	X	1 NO.	=	2.38	SQ.MT
11 = 3.80	X	3.07	X	1 NO.	=	11.67	SQ.MT
12 = 3.80	X	3.07	X	1 NO.	=	11.67	SQ.MT
13 = 2.50	X	0.90	X	1 NO.	=	2.25	SQ.MT
14 = 2.08	X	4.94	X	1 NO.	=	10.15	SQ.MT
15 = 3.80	X	3.07	X	1 NO.	=	11.67	SQ.MT
				TOTAL DEDUCTION	=	140.88	SQ.MT
				TOTAL BUILT UP AREA (A + B) - DEDUCTION	=	354.0	SQ.MT

STAIRCASE & LIFT AREA LINE DIAGRAM OF 2ND FLOOR TOWER - A1

SCALE - 1:100

STAIRCASE & LIFT LOBBY AREA CALCULATION

2ND FLOOR PLAN - TOWER - A1							
32 = 10.01	X	10.01	X	1 NO.	=	100.21	SQ.MT
33 = 20	X	1.17	X	3.24	X 1 NO.	=	3.18 SQ.MT
34 = 20	X	1.08	X	0.55	X 1 NO.	=	0.61 SQ.MT
35 = 20	X	1.08	X	0.55	X 1 NO.	=	0.61 SQ.MT
36 = 20	X	3.24	X	0.55	X 1 NO.	=	3.57 SQ.MT
37 = 20	X	3.24	X	0.55	X 1 NO.	=	3.57 SQ.MT
38 = 20	X	1.08	X	0.55	X 1 NO.	=	0.61 SQ.MT
39 = 20	X	1.08	X	0.55	X 1 NO.	=	0.61 SQ.MT
				TOTAL AREA		=	112.87 SQ.MT

DEDUCTIONS							
1 = 0.07	X	1.32	X	1 NO.	=	0.01	SQ.MT
2 = 3.8	X	0.9	X	1 NO.	=	3.42	SQ.MT
3 = 10.2	X	0.9	X	1 NO.	=	9.18	SQ.MT
4 = 10.2	X	0.9	X	1 NO.	=	9.18	SQ.MT
5 = 10.2	X	0.07	X	0.9 X 1 NO.	=	1.83	SQ.MT
6 = 10.2	X	0.07	X	0.9 X 1 NO.	=	1.83	SQ.MT
7 = 3.8	X	0.9	X	0.9 X 1 NO.	=	3.03	SQ.MT
8 = 2.6	X	2.6	X	2 NOS	=	13.52	SQ.MT
9 = (1.05 + 2.9) / 2	X	2.6	X	1 NO.	=	5.46	SQ.MT
10 = 10.2	X	2.05	X	0.48 X 2 NOS	=	1.94	SQ.MT
11 = 10.2	X	2.05	X	0.48 X 2 NOS	=	1.94	SQ.MT
12 = (1.05 + 2.9) / 2	X	2.6	X	1 NO.	=	5.46	SQ.MT
13 = 3.07	X	2.9	X	1 NO.	=	7.16	SQ.MT
14 = 10.2	X	0.48	X	2.94	X 1 NO.	=	14.7 SQ.MT
15 = 10.2	X	0.07	X	0.9	X 1 NO.	=	0.64 SQ.MT
16 = 10.2	X	0.07	X	0.9	X 1 NO.	=	0.64 SQ.MT
17 = 10.2	X	1.17	X	0.9	X 1 NO.	=	10.73 SQ.MT
18 = 10.2	X	1.17	X	0.07 X 1 NO.		=	0.83 SQ.MT
19 = 10.2	X	1.17	X	0.07 X 1 NO.		=	0.83 SQ.MT
20 = 3.8	X	0.9	X	0.9 X 1 NO.		=	3.03 SQ.MT
				TOTAL DEDUCTION		=	91.47 SQ.MT
				TOTAL STAIRCASE & LIFT LOBBY AREA (A + B)		=	19.4 SQ.MT

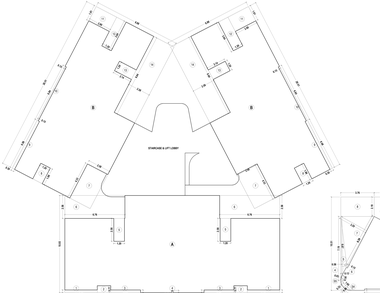

AREA LINE DIAGRAM OF 2ND FLOOR TOWER - A2

SCALE - 1:100

BUILT UP AREA CALCULATION

2ND FLOOR PLAN - TOWER - A2							
A = 26.80	X	10.70	X	1.140	=	326.01	SQ.MT
B = 20.01	X	8.98	X	2 NOS	=	359.64	SQ.MT
				TOTAL AREA(A + B)	=	685.65	SQ.MT

DEDUCTIONS							
1 = 3.08	X	2.05	X	2 NOS	=	12.62	SQ.MT
2 = 1.02	X	0.77	X	2 NOS	=	1.58	SQ.MT
3 = 3.48	X	0.85	X	2 NOS	=	5.92	SQ.MT
4 = 3.15	X	0.85	X	1 NO.	=	2.68	SQ.MT
5 = 3.15	X	0.85	X	1 NO.	=	2.68	SQ.MT
6 = 8.75	X	2.08	X	2 NOS	=	36.40	SQ.MT
7 = 4.00	X	2.08	X	2 NOS	=	16.64	SQ.MT
8 = 3.80	X	1.20	X	2 NOS	=	9.12	SQ.MT
9 = 3.80	X	0.90	X	1 NO.	=	3.42	SQ.MT
10 = 3.80	X	0.70	X	1 NO.	=	2.66	SQ.MT
11 = 1.00	X	2.08	X	2 NOS	=	4.16	SQ.MT
12 = 3.80	X	3.07	X	1 NO.	=	11.67	SQ.MT
13 = 3.80	X	3.07	X	1 NO.	=	11.67	SQ.MT
14 = 2.08	X	4.94	X	1 NO.	=	10.15	SQ.MT
15 = 2.50	X	1.90	X	1 NO.	=	4.75	SQ.MT
				TOTAL DEDUCTION	=	139.26	SQ.MT
				TOTAL BUILT UP AREA (A + B) - DEDUCTION	=	546.39	SQ.MT

STAIRCASE & LIFT AREA LINE DIAGRAM OF 2ND FLOOR TOWER - A2

SCALE - 1:100

STAIRCASE & LIFT LOBBY AREA CALCULATION

2ND FLOOR PLAN - TOWER - A2							
40 = 10.01	X	10.01	X	1 NO.	=	100.21	SQ.MT
41 = 20	X	1.17	X	3.24	X 1 NO.	=	3.18 SQ.MT
42 = 20	X	1.08	X	0.55	X 1 NO.	=	0.61 SQ.MT
43 = 20	X	1.08	X	0.55	X 1 NO.	=	0.61 SQ.MT
44 = 20	X	3.24	X	0.55	X 1 NO.	=	3.57 SQ.MT
45 = 20	X	3.24	X	0.55	X 1 NO.	=	3.57 SQ.MT
46 = 20	X	1.08	X	0.55	X 1 NO.	=	0.61 SQ.MT
47 = 20	X	1.08	X	0.55	X 1 NO.	=	0.61 SQ.MT
				TOTAL AREA		=	112.87 SQ.MT

DEDUCTIONS							
1 = 0.07	X	1.32	X	1 NO.	=	0.01	SQ.MT
2 = 3.8	X	0.9	X	1 NO.	=	3.42	SQ.MT
3 = 10.2	X	0.9	X	1 NO.	=	9.18	SQ.MT
4 = 10.2	X	0.9	X	1 NO.	=	9.18	SQ.MT
5 = 10.2	X	0.07	X	0.9 X 1 NO.	=	1.83	SQ.MT
6 = 10.2	X	0.07	X	0.9 X 1 NO.	=	1.83	SQ.MT
7 = 3.8	X	0.9	X	0.9 X 1 NO.	=	3.03	SQ.MT
8 = (1.05 + 2.9) / 2	X	2.6	X	1 NO.	=	5.46	SQ.MT
9 = 10.2	X	2.05	X	0.48 X 2 NOS	=	1.94	SQ.MT
10 = 10.2	X	2.05	X	0.48 X 2 NOS	=	1.94	SQ.MT
11 = (1.05 + 2.9) / 2	X	2.6	X	1 NO.	=	5.46	SQ.MT
12 = 3.07	X	2.9	X	1 NO.	=	7.16	SQ.MT
13 = 10.2	X	0.48	X	2.94	X 1 NO.	=	14.7 SQ.MT
14 = 10.2	X	0.07	X	0.9	X 1 NO.	=	0.64 SQ.MT
15 = 10.2	X	0.07	X	0.9	X 1 NO.	=	0.64 SQ.MT
16 = 10.2	X	1.17	X	0.9	X 1 NO.	=	10.73 SQ.MT
17 = 10.2	X	1.17	X	0.07 X 1 NO.		=	0.83 SQ.MT
18 = 10.2	X	1.17	X	0.07 X 1 NO.		=	0.83 SQ.MT
19 = 3.8	X	0.9	X	0.9 X 1 NO.		=	3.03 SQ.MT
				TOTAL DEDUCTION		=	91.47 SQ.MT
				TOTAL STAIRCASE & LIFT LOBBY AREA (A + B)		=	19.4 SQ.MT

PROFORMA B

SHEET - 2/5

CONTENTS OF SHEET

1ST PODIUM FLOOR PLAN TOWER - A1 & TOWER - A2, 2ND PODIUM FLOOR PLAN TOWER - A1 & TOWER - A2, BUILT UP AREA DIAGRAM & CALCULATION AREA LINE DIAGRAM OF 1ST FLOOR TOWER - A1 & TOWER - A2, 2ND PODIUM FLOOR TOWER - A1 & TOWER - A2.

DATE AND STAMP OF RECEIPT OF PLANS

DATE AND STAMP OF APPROVAL OF PLANS

APPROVED SUBJECT TO I.O.D/INTIMATION MENTIONED IN THIS OFFICE LETTER FAQ/EE-F TP/CHEMBUR/ AND SUBMIT RAMPERA AMARKED Drawer

ANAND RAO B.Arch B.V.Sc PAMRAP	MANDAKINI RAO B.Arch B.V.Sc PAMRAP	NARSHIV KUDALKAR B.Arch PAMRAP
CO. ARTI ARC	CO. ARTI ARC	CO. ARTI ARC

DESCRIPTION OF PROPOSAL & PROPERTY

PROPOSED RESIDENTIAL BUILDINGS ON PLOT BEARING C.T.S NOS. 52A,52D, & 55 OF VILLAGE - BORLA, ST. ANTHONY ROAD,CHEMBUR,MUMBAI - 400 071.

NAME & CODE OF OWNER

M/S. SHREE KRISHNA LIVING LLP C/O TO OWNER, BORLA STAM CHAL

SUNDEEP
ANAND
JAGASIA

DATE	DRG.NO.	SCALE	DRAWN BY	CHECKED BY
13.06.2021	B0.02	1:100	KAPT	RAJARAM

NORTH — NAME AND SIGNATURE OF LICENSED SURVEYOR

TEJAS
BHAGWAN
DAS PATEL

MR. TEJAS B. PATEL
LIC NO. P-04000/99/0-01
M/S. PATEL & ASSOCIATES
CHEMBUR, MUMBAI - 400 071.
TEL.: +91-7506090600

TOWER-A1	PROFORMA B	SHEET- 3/5

CONTENTS OF SHEET.

TYPICAL 3RD & 4TH FLOOR PLAN TOWER - A1,
BUILT UP AREA DIAGRAM & CALCULATIONS TYPICAL
3RD & 4TH FLOOR TOWER - A1, TERRACE FLOOR PLAN TOWER - A1,
SECTION -A1-A1, SECTION-EE.

DATE AND STAMP OF RECEIPT OF PLANS.

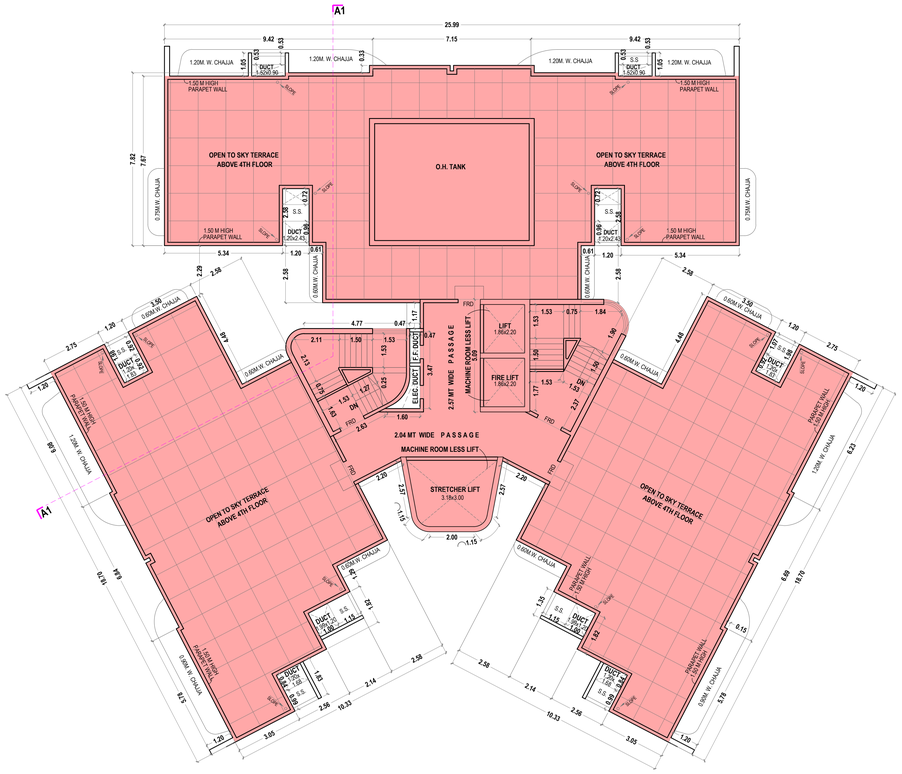

TERRACE FLOOR PLAN TOWER - A1

SCALE 1:100

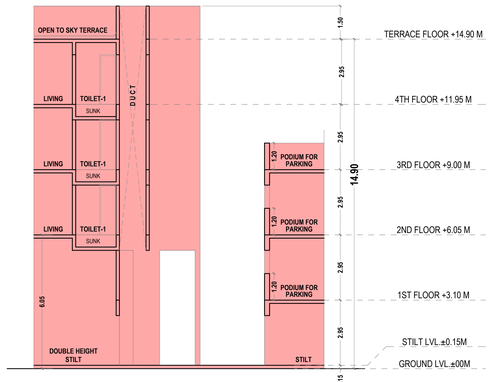

TOWER - A1 SECTION E-E

SCALE 1:100

TOWER - A1 - SECTION A1-A1

SCALE 1:100

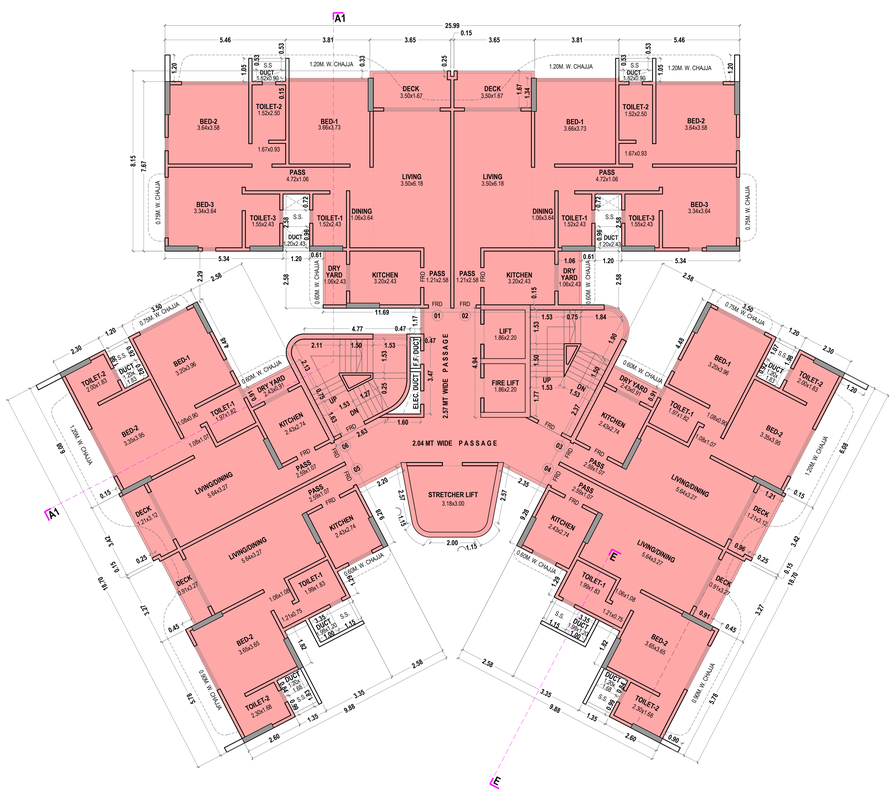

TYPICAL 3RD & 4TH FLOOR PLAN TOWER - A1

SCALE : 1:100

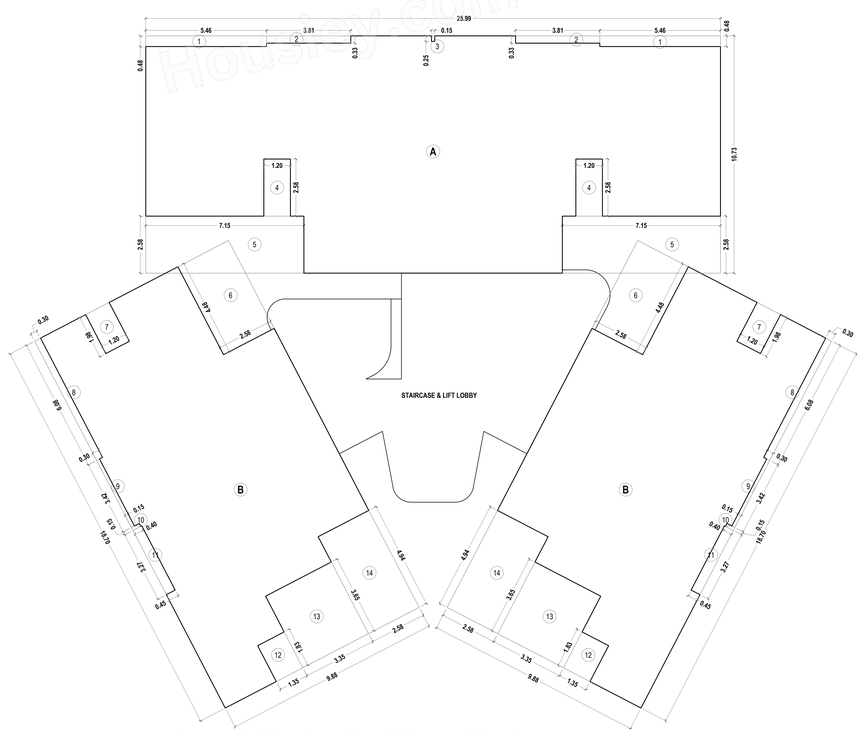

AREA LINE DIAGRAM OF TYPICAL 3RD & 4TH FLOOR TOWER - A1

SCALE 1:100

BUILT UP AREA CALCULATION

TYPICAL 3RD & 4TH FLOOR PLAN - TOWER- A1

A =	25.99	X	10.73	X	1 NO	=	278.87	SQ.MT.
B =	18.70	X	9.88	X	2 NOS	=	369.51	SQ.MT.
I					TOTAL ADDITION	=	648.38	SQ.MT.

DEDUCTIONS

1 =	5.46	X	0.48	X	2 NOS	=	5.24	SQ.MT.
2 =	3.81	X	0.33	X	2 NOS	=	2.51	SQ.MT.
3 =	0.15	X	0.25	X	1 NO	=	0.04	SQ.MT.
4 =	1.20	X	2.58	X	2 NOS	=	6.19	SQ.MT.
5 =	7.15	X	2.58	X	2 NOS	=	36.89	SQ.MT.
6 =	4.48	X	2.58	X	2 NOS	=	23.12	SQ.MT.
7 =	1.98	X	1.20	X	2 NOS	=	4.75	SQ.MT.
8 =	0.30	X	6.08	X	2 NOS	=	3.65	SQ.MT.
9 =	3.42	X	0.15	X	2 NOS	=	1.03	SQ.MT.
10 =	0.40	X	0.15	X	2 NOS	=	0.12	SQ.MT.
11 =	0.45	X	3.27	X	2 NOS	=	2.94	SQ.MT.
12 =	1.35	X	1.83	X	2 NOS	=	4.94	SQ.MT.
13 =	3.35	X	3.65	X	2 NOS	=	24.46	SQ.MT.
14 =	2.58	X	4.94	X	2 NOS	=	25.49	SQ.MT.
II					TOTAL DEDUCTION	=	141.37	SQ.MT.
					TOTAL BUILT UP AREA (I - II)	=	507.01	SQ.MT. ___X
					TOTAL BUILT UP AREA (X + Y)	=	606.67	SQ.MT.

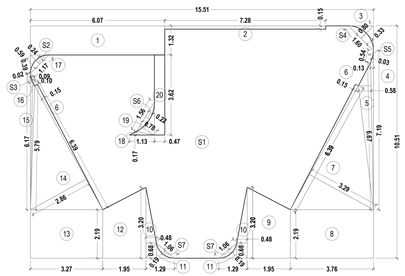

STAIRCASE & LIFT AREA LINE DIAGRAM OF TYPICAL 3RD & 4TH FLOOR TOWER - A1

SCALE 1:100

STAIRCASE & LIFT LOBBY AREA CALCULATION

TYPICAL 3RD & 4TH FLOOR PLAN - TOWER- A1

S1 =	15.51	X	10.51	X	1 NO	=	163.01	SQ.MT.
S2 =	2/3	X	1.17	X	0.24	X 1 NO	=	0.19	SQ.MT.
S3 =	2/3	X	0.39	X	0.02	X 1 NO	=	0.01	SQ.MT.
S4 =	2/3	X	1.60	X	0.33	X 1 NO	=	0.35	SQ.MT.
S5 =	2/3	X	0.54	X	0.03	X 1 NO	=	0.01	SQ.MT.
S6 =	2/3	X	1.56	X	0.22	X 1 NO	=	0.23	SQ.MT.
S7 =	2/3	X	1.06	X	0.19	X 2 NOS	=	0.27	SQ.MT.
I					TOTAL ADDITION		=	164.07	SQ.MT.

DEDUCTIONS

1 =	6.07	X	1.32	X	1 NO	=	8.01	SQ.MT.
2 =	7.28	X	0.15	X	1 NO	=	1.09	SQ.MT.
3 =	1/2	X	1.60	X	0.80	X 1 NO	=	0.64	SQ.MT.
4 =	1/2	X	7.19	X	0.13	X 1 NO	=	0.47	SQ.MT.
5 =	1/2	X	6.67	X	0.58	X 1 NO	=	1.93	SQ.MT.
6 =	1/2	X	6.39	X	0.15	X 2 NOS	=	0.96	SQ.MT.
7 =	1/2	X	6.39	X	3.29	X 1 NO	=	10.51	SQ.MT.
8 =	3.76	X	2.19	X	1 NO	=	8.23	SQ.MT.
9 =	(3.20 + 2.19) / 2	X	1.95	X 1 NO	=	5.26	SQ.MT.	
10 =	1/2	X	3.20	X	0.48	X 2 NOS	=	1.54	SQ.MT.
11 =	1/2	X	1.29	X	0.68	X 2 NOS	=	0.88	SQ.MT.
12 =	(2.19 + 3.20) / 2	X	1.95	X 1 NO	=	5.26	SQ.MT.	
13 =	3.27	X	2.19	X	1 NO	=	7.16	SQ.MT.
14 =	1/2	X	6.39	X	2.86	X 1 NO	=	9.14	SQ.MT.
15 =	1/2	X	5.79	X	0.10	X 1 NO	=	0.29	SQ.MT.
16 =	1/2	X	6.17	X	0.09	X 1 NO	=	0.28	SQ.MT.
17 =	1/2	X	1.17	X	0.59	X 1 NO	=	0.35	SQ.MT.
18 =	1/2	X	1.13	X	0.17	X 1 NO	=	0.10	SQ.MT.
19 =	1/2	X	1.56	X	0.78	X 1 NO	=	0.61	SQ.MT.
20 =	0.47	X	3.62	X	1 NO	=	1.70	SQ.MT.
II					TOTAL DECUTION	=	64.41	SQ.MT.
					TOTAL STAIRCASE & LIFT LOBBY AREA (I - II)	=	99.66	SQ.MT. ___Y

DATE AND STAMP OF APPROVAL OF PLANS.

APPROVED SUBJECT TO CONDITIONS MENTIONED IN THIS OFFICE LETTER ISSUED P-17752/2023/(52A AND 55)/M/W Ward/BORLA-M/WIOD/1/Amend

ANAND RAO VASANT PAWAR	NANASA HEB RAMSING KENJALE	NARENDRA MADHUKA R KOTKAR
S.E. (B.P.) M-II	A.E. (B.P.) M	E.E. (B.P.) E.S. - I

DESCRIPTION OF PROPOSAL & PROPERTY

PROPOSED RESIDENTIAL BUILDINGS ON PLOT BEARING C.T.S NOS. 52/A,52/C & 55,OF VILLAGE - BORLA, ST. ANTHONY ROAD,CHEMBUR,MUMBAI – 400 071.

NAME & SIGN. OF OWNER

M/S. SHREE KRISHNA LIVING LLP. CA TO OWNER.
BORLA UTTAM CHSL

SUNDEEP ANAND JAGASIA

DATE	DRG.NO	SCALE	DRAWN BY	CHECKED BY
12-08-2025	MD-03	1:100	VIJAY	RAJASHREE

NORTH

NAME AND SIGNATURE OF LICENSED SURVEYOR:

TEJAS BHAGWAN DAS PATEL

MR. TEJAS B. PATEL
LIC NO: P/840000073/LS
1302, VIJAYASHREE C.H.S. LTD., ST. ANTHONY ROAD,
CHEMBUR, MUMBAI – 400 071
TEL.: +91-7666366000

TOWER-A2	PROFORMA 8	SHEET:- 4/5

CONTENTS OF SHEET:
3RD FLOOR PLAN,4TH FLOOR PLAN TOWER - A2, 5TH (PT) FLOOR PLAN TOWER - A2, BUILT UP AREA DIAGRAM & CALCULATIONS 4TH FLOOR 5TH (PT) FLOOR TOWER - A2, TERRACE FLOOR PLAN TOWER - A2, SECTION -B1-B1

DATE AND STAMP OF RECEIPT OF PLANS.

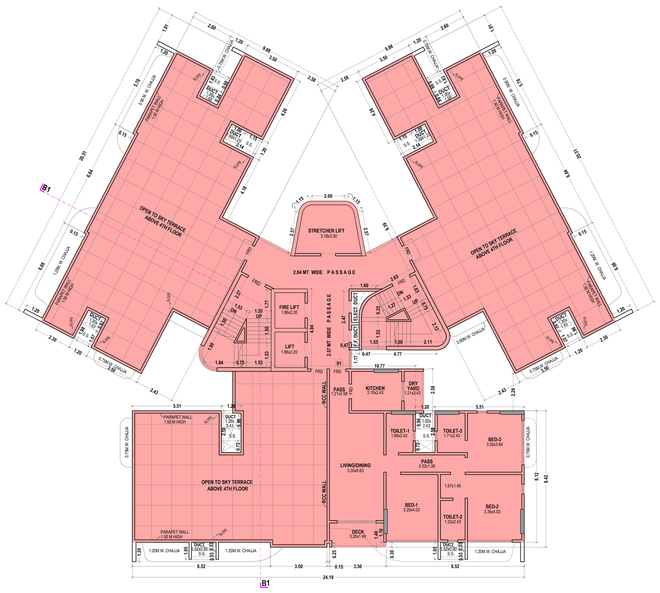

5TH (PT) FLOOR PLAN TOWER - A2

SCALE 1:100

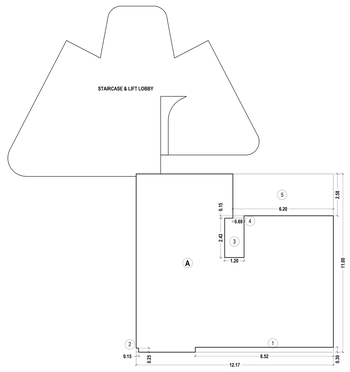

AREA LINE DIAGRAM OF 5TH (PT) FLOOR TOWER - A2

SCALE 1:100

BUILT UP AREA CALCULATION

5TH (PT) FLOOR PLAN - TOWER- A2										
A =	12.17	X	11.00	X	1 NO	=	133.87	SQ.MT.		
I					TOTAL ADDITION	=	133.87	SQ.MT.		
DEDUCTIONS										
1 =	8.52	X	0.30	X	1 NO	=	2.56	SQ.MT.		
2 =	0.15	X	0.25	X	1 NO	=	0.04	SQ.MT.		
3 =	1.20	X	2.43	X	1 NO	=	2.92	SQ.MT.		
4 =	0.69	X	0.15	X	1 NO	=	0.10	SQ.MT.		
5 =	6.20	X	2.58	X	1 NO	=	16.00	SQ.MT.		
II					TOTAL DEDUCTION	=	21.62	SQ.MT.		
					TOTAL BUILT UP AREA (I - II)	=	112.25	SQ.MT.	____X	
					TOTAL BUILT UP AREA (X + Y)	=	211.90	SQ.MT.		

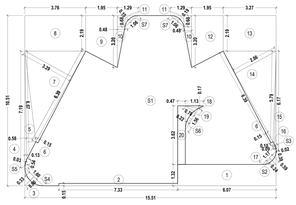

STAIRCASE & LIFT AREA LINE DIAGRAM OF 5TH FLOOR TOWER - A2

SCALE 1:100

STAIRCASE & LIFT LOBBY AREA CALCULATION

5TH FLOOR PLAN - TOWER- A2										
S1 =	15.51	X	10.51	X	1 NO	=	163.01	SQ.MT.		
S2 =	2/3	X	1.17	X	0.24	X 1 NO	=	0.19	SQ.MT.	
S3 =	2/3	X	0.39	X	0.02	X 1 NO	=	0.01	SQ.MT.	
S4 =	2/3	X	1.60	X	0.33	X 1 NO	=	0.35	SQ.MT.	
S5 =	2/3	X	0.54	X	0.03	X 1 NO	=	0.01	SQ.MT.	
S6 =	2/3	X	1.56	X	0.22	X 1 NO	=	0.23	SQ.MT.	
S7 =	2/3	X	1.06	X	0.19	X 2 NOS	=	0.27	SQ.MT.	
I					TOTAL ADDITION	=	164.87	SQ.MT.		
DEDUCTIONS										
1 =	6.07	X	1.32	X	1 NO	=	8.01	SQ.MT.		
2 =	7.33	X	0.15	X	1 NO	=	1.10	SQ.MT.		
3 =	1/2	X	1.60	X	0.80	X 1 NO	=	0.64	SQ.MT.	
4 =	1/2	X	7.19	X	0.13	X 1 NO	=	0.47	SQ.MT.	
5 =	1/2	X	6.67	X	0.58	X 1 NO	=	1.93	SQ.MT.	
6 =	1/2	X	6.39	X	0.15	X 2 NOS	=	0.96	SQ.MT.	
7 =	1/2	X	6.39	X	3.29	X 1 NO	=	10.51	SQ.MT.	
8 =	3.76	X	2.19	X	1 NO	=	8.23	SQ.MT.		
9 =	(3.20	+	2.19) / 2	X	1.95	X 1 NO	=	5.26	SQ.MT.	
10 =	1/2	X	3.20	X	0.48	X 2 NOS	=	1.54	SQ.MT.	
11 =	1/2	X	1.29	X	0.68	X 2 NOS	=	0.88	SQ.MT.	
12 =	(2.19	+	3.20) / 2	X	1.95	X 1 NO	=	5.26	SQ.MT.	
13 =	3.27	X	2.19	X	1 NO	=	7.16	SQ.MT.		
14 =	1/2	X	6.39	X	2.86	X 1 NO	=	9.14	SQ.MT.	
15 =	1/2	X	5.79	X	0.10	X 1 NO	=	0.29	SQ.MT.	
16 =	1/2	X	6.17	X	0.09	X 1 NO	=	0.28	SQ.MT.	
17 =	1/2	X	1.17	X	0.59	X 1 NO	=	0.35	SQ.MT.	
18 =	1/2	X	1.13	X	0.17	X 1 NO	=	0.10	SQ.MT.	
19 =	1/2	X	1.56	X	0.78	X 1 NO	=	0.61	SQ.MT.	
20 =	0.47	X	3.62	X	1 NO	=	1.70	SQ.MT.		
II					TOTAL DEDUCTION	=	64.42	SQ.MT.		
					TOTAL STAIRCASE & LIFT LOBBY AREA (I - II)	=	99.65	SQ.MT.	____Y	

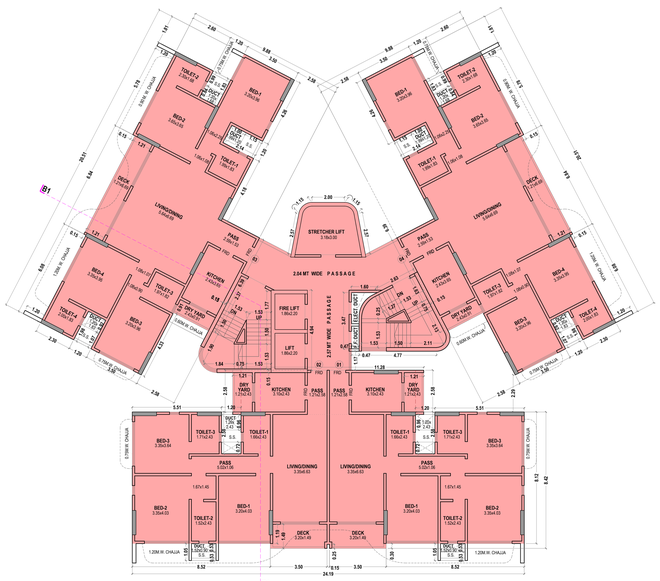

4TH FLOOR PLAN TOWER - A2

SCALE : 1:100

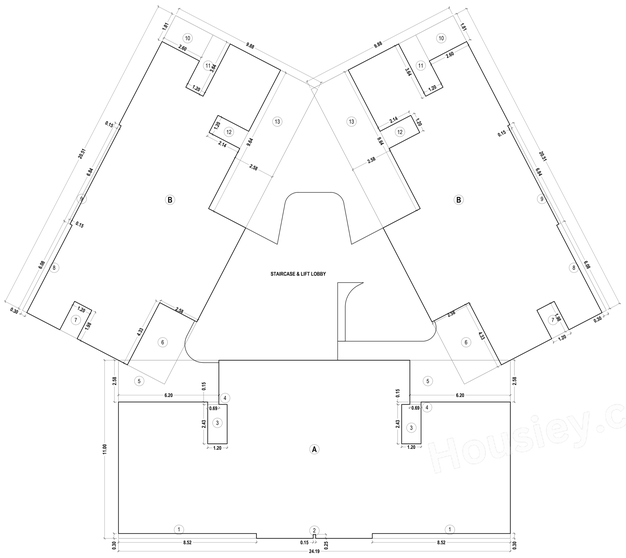

AREA LINE DIAGRAM OF 4TH FLOOR TOWER - A2

SCALE 1:100

BUILT UP AREA CALCULATION

4TH FLOOR PLAN - TOWER- A2										
A =	24.19	X	11.00	X	1 NO	=	266.09	SQ.MT.		
B =	20.51	X	9.88	X	2 NOS	=	405.28	SQ.MT.		
I					TOTAL ADDITION	=	671.37	SQ.MT.		
DEDUCTIONS										
1 =	8.52	X	0.30	X	2 NOS	=	5.11	SQ.MT.		
2 =	0.15	X	0.25	X	1 NO	=	0.04	SQ.MT.		
3 =	1.20	X	2.43	X	2 NOS	=	5.83	SQ.MT.		
4 =	0.69	X	0.15	X	2 NOS	=	0.21	SQ.MT.		
5 =	6.20	X	2.58	X	2 NOS	=	31.99	SQ.MT.		
6 =	4.33	X	2.58	X	2 NOS	=	22.34	SQ.MT.		
7 =	1.98	X	1.20	X	2 NOS	=	4.75	SQ.MT.		
8 =	0.30	X	6.08	X	2 NOS	=	3.65	SQ.MT.		
9 =	6.84	X	0.15	X	2 NOS	=	2.05	SQ.MT.		
10 =	1.81	X	2.60	X	2 NOS	=	9.41	SQ.MT.		
11 =	3.64	X	1.20	X	2 NOS	=	8.74	SQ.MT.		
12 =	2.14	X	1.20	X	2 NOS	=	5.14	SQ.MT.		
13 =	2.58	X	9.64	X	2 NOS	=	49.74	SQ.MT.		
II					TOTAL DEDUCTION	=	148.00	SQ.MT.		
					TOTAL BUILT UP AREA (I - II)	=	522.37	SQ.MT.	____X	
					TOTAL BUILT UP AREA (X + Y)	=	622.02	SQ.MT.		

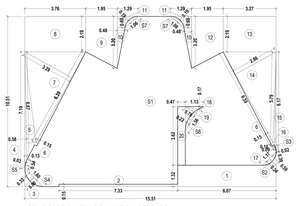

STAIRCASE & LIFT AREA LINE DIAGRAM OF 4TH FLOOR TOWER - A2

SCALE 1:100

STAIRCASE & LIFT LOBBY AREA CALCULATION

4TH FLOOR PLAN - TOWER- A2										
S1 =	15.51	X	10.51	X	1 NO	=	163.01	SQ.MT.		
S2 =	2/3	X	1.17	X	0.24	X 1 NO	=	0.19	SQ.MT.	
S3 =	2/3	X	0.39	X	0.02	X 1 NO	=	0.01	SQ.MT.	
S4 =	2/3	X	1.60	X	0.33	X 1 NO	=	0.35	SQ.MT.	
S5 =	2/3	X	0.54	X	0.03	X 1 NO	=	0.01	SQ.MT.	
S6 =	2/3	X	1.56	X	0.22	X 1 NO	=	0.23	SQ.MT.	
S7 =	2/3	X	1.06	X	0.19	X 2 NOS	=	0.27	SQ.MT.	
I					TOTAL ADDITION	=	164.87	SQ.MT.		
DEDUCTIONS										
1 =	6.07	X	1.32	X	1 NO	=	8.01	SQ.MT.		
2 =	7.33	X	0.15	X	1 NO	=	1.10	SQ.MT.		
3 =	1/2	X	1.60	X	0.80	X 1 NO	=	0.64	SQ.MT.	
4 =	1/2	X	7.19	X	0.13	X 1 NO	=	0.47	SQ.MT.	
5 =	1/2	X	6.67	X	0.58	X 1 NO	=	1.93	SQ.MT.	
6 =	1/2	X	6.39	X	0.15	X 2 NOS	=	0.96	SQ.MT.	
7 =	1/2	X	6.39	X	3.29	X 1 NO	=	10.51	SQ.MT.	
8 =	3.76	X	2.19	X	1 NO	=	8.23	SQ.MT.		
9 =	(3.20	+	2.19) / 2	X	1.95	X 1 NO	=	5.26	SQ.MT.	
10 =	1/2	X	3.20	X	0.48	X 2 NOS	=	1.54	SQ.MT.	
11 =	1/2	X	1.29	X	0.68	X 2 NOS	=	0.88	SQ.MT.	
12 =	(2.19	+	3.20) / 2	X	1.95	X 1 NO	=	5.26	SQ.MT.	
13 =	3.27	X	2.19	X	1 NO	=	7.16	SQ.MT.		
14 =	1/2	X	6.39	X	2.86	X 1 NO	=	9.14	SQ.MT.	
15 =	1/2	X	5.79	X	0.10	X 1 NO	=	0.29	SQ.MT.	
16 =	1/2	X	6.17	X	0.09	X 1 NO	=	0.28	SQ.MT.	
17 =	1/2	X	1.17	X	0.59	X 1 NO	=	0.35	SQ.MT.	
18 =	1/2	X	1.13	X	0.17	X 1 NO	=	0.10	SQ.MT.	
19 =	1/2	X	1.56	X	0.78	X 1 NO	=	0.61	SQ.MT.	
20 =	0.47	X	3.62	X	1 NO	=	1.70	SQ.MT.		
II					TOTAL DEDUCTION	=	64.42	SQ.MT.		
					TOTAL STAIRCASE & LIFT LOBBY AREA (I - II)	=	99.65	SQ.MT.	____Y	

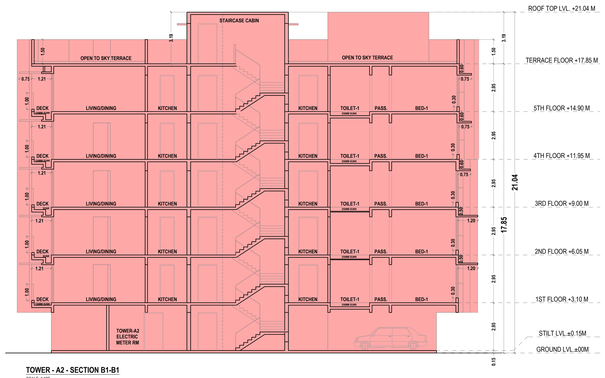

TOWER - A2 - SECTION B1-B1

SCALE 1:100

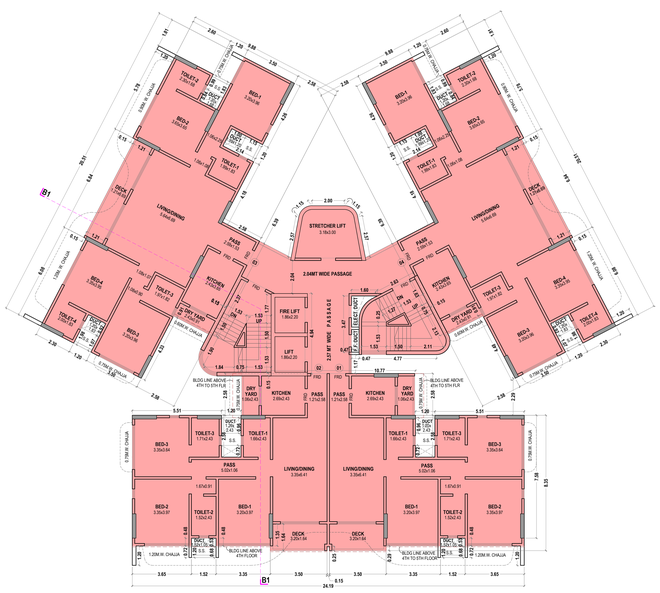

3RD FLOOR PLAN TOWER - A2

SCALE : 1:100

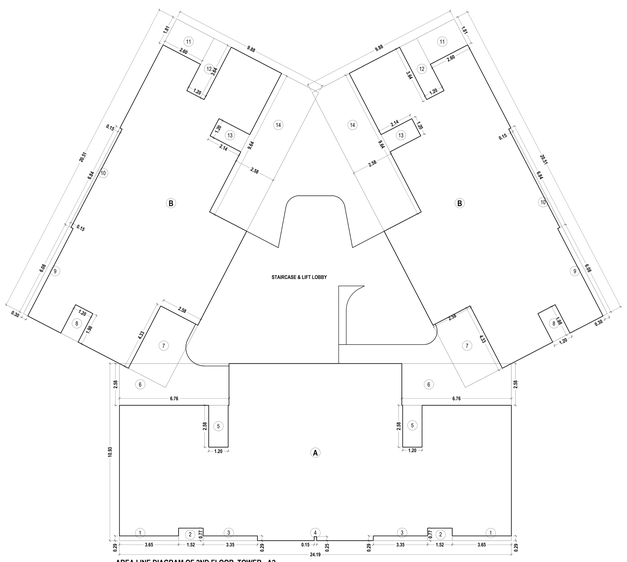

AREA LINE DIAGRAM OF 2ND FLOOR TOWER - A2

SCALE 1:100

BUILT UP AREA CALCULATION

3RD FLOOR PLAN - TOWER- A2										
A =	24.19	X	10.93	X	1 NO	=	264.40	SQ.MT.		
B =	20.51	X	9.88	X	2 NOS	=	405.28	SQ.MT.		
I					TOTAL ADDITION	=	669.68	SQ.MT.		
DEDUCTIONS										
1 =	3.65	X	0.29	X	2 NOS	=	2.12	SQ.MT.		
2 =	1.52	X	0.77	X	2 NOS	=	2.34	SQ.MT.		
3 =	3.35	X	0.29	X	2 NOS	=	1.94	SQ.MT.		
4 =	0.15	X	0.25	X	1 NO	=	0.04	SQ.MT.		
5 =	1.20	X	2.58	X	2 NOS	=	6.19	SQ.MT.		
6 =	6.76	X	2.58	X	2 NOS	=	34.88	SQ.MT.		
7 =	4.33	X	2.58	X	2 NOS	=	22.34	SQ.MT.		
8 =	1.98	X	1.20	X	2 NOS	=	4.75	SQ.MT.		
9 =	0.30	X	6.08	X	2 NOS	=	3.65	SQ.MT.		
10 =	6.84	X	0.15	X	2 NOS	=	2.05	SQ.MT.		
11 =	1.81	X	2.60	X	2 NOS	=	9.41	SQ.MT.		
12 =	3.64	X	1.20	X	2 NOS	=	8.74	SQ.MT.		
13 =	2.14	X	1.20	X	2 NOS	=	5.14	SQ.MT.		
14 =	2.58	X	9.64	X	2 NOS	=	49.74	SQ.MT.		
II					TOTAL DEDUCTION	=	153.33	SQ.MT.		
					TOTAL BUILT UP AREA (I - II)	=	516.35	SQ.MT.	____X	
					TOTAL BUILT UP AREA (X + Y)	=	616.68	SQ.MT.		

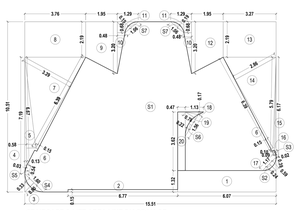

STAIRCASE & LIFT AREA LINE DIAGRAM OF 3RD FLOOR TOWER - A2

SCALE 1:100

STAIRCASE & LIFT LOBBY AREA CALCULATION

3RD FLOOR PLAN - TOWER- A2										
S1 =	15.51	X	10.51	X	1 NO	=	163.01	SQ.MT.		
S2 =	2/3	X	1.17	X	0.24	X 1 NO	=	0.19	SQ.MT.	
S3 =	2/3	X	0.39	X	0.02	X 1 NO	=	0.01	SQ.MT.	
S4 =	2/3	X	1.60	X	0.33	X 1 NO	=	0.35	SQ.MT.	
S5 =	2/3	X	0.54	X	0.03	X 1 NO	=	0.01	SQ.MT.	
S6 =	2/3	X	1.56	X	0.22	X 1 NO	=	0.23	SQ.MT.	
S7 =	2/3	X	1.06	X	0.19	X 2 NOS	=	0.27	SQ.MT.	
I					TOTAL ADDITION	=	164.87	SQ.MT.		
DEDUCTIONS										
1 =	6.07	X	1.32	X	1 NO	=	8.01	SQ.MT.		
2 =	6.77	X	0.15	X	1 NO	=	1.02	SQ.MT.		
3 =	1/2	X	1.60	X	0.80	X 1 NO	=	0.64	SQ.MT.	
4 =	1/2	X	7.19	X	0.13	X 1 NO	=	0.47	SQ.MT.	
5 =	1/2	X	6.67	X	0.58	X 1 NO	=	1.93	SQ.MT.	
6 =	1/2	X	6.39	X	0.15	X 2 NOS	=	0.96	SQ.MT.	
7 =	1/2	X	6.39	X	3.29	X 1 NO	=	10.51	SQ.MT.	
8 =	3.76	X	2.19	X	1 NO	=	8.23	SQ.MT.		
9 =	(3.20	+	2.19) / 2	X	1.95	X 1 NO	=	5.26	SQ.MT.	
10 =	1/2	X	3.20	X	0.48	X 2 NOS	=	1.54	SQ.MT.	
11 =	1/2	X	1.29	X	0.68	X 2 NOS	=	0.88	SQ.MT.	
12 =	(2.19	+	3.20) / 2	X	1.95	X 1 NO	=	5.26	SQ.MT.	
13 =	3.27	X	2.19	X	1 NO	=	7.16	SQ.MT.		
14 =	1/2	X	6.39	X	2.86	X 1 NO	=	9.14	SQ.MT.	
15 =	1/2	X	5.79	X	0.10	X 1 NO	=	0.29	SQ.MT.	
16 =	1/2	X	6.17	X	0.09	X 1 NO	=	0.28	SQ.MT.	
17 =	1/2	X	1.17	X	0.59	X 1 NO	=	0.35	SQ.MT.	
18 =	1/2	X	1.13	X	0.17	X 1 NO	=	0.10	SQ.MT.	
19 =	1/2	X	1.56	X	0.78	X 1 NO	=	0.61	SQ.MT.	
20 =	0.47	X	3.62	X	1 NO	=	1.70	SQ.MT.		
II					TOTAL DEDUCTION	=	64.34	SQ.MT.		
					TOTAL STAIRCASE & LIFT LOBBY AREA (I - II)	=	99.73	SQ.MT.	____Y	

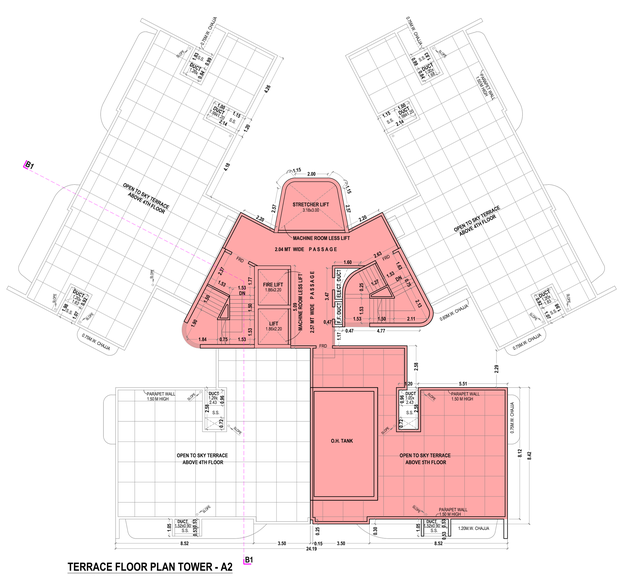

TERRACE FLOOR PLAN TOWER - A2

SCALE 1:100

DATE AND STAMP OF APPROVAL OF PLANS.

APPROVED SUBJECT TO CONDITIONS MENTIONED IN THIS OFFICE LETTER ISSUED P-17702/2023/S2A AND 55/A/W Ward/BORLA-M/WODT/Amend

ANAND RAO VASANT PAWAR	NANASA HIB RAMSIN G KENJALE	NARENDR A MADHUK AR KOTKAR
S.E. (B.P.) M-II	A.E. (B.P.) M	E.E. (B.P.) E.S. - I

DESCRIPTION OF PROPOSAL & PROPERTY

PROPOSED RESIDENTIAL BUILDINGS ON PLOT BEARING C.T.S NOS. 52/A,52/C & 55,OF VILLAGE - BORLA, ST. ANTHONY ROAD,CHEMBUR,MUMBAI – 400 071.

NAME & SIGN. OF OWNER

M/S. SHREE KRISHNA LIVING LLP. CA TO OWNER.
BORLA UTTAM CHSL

SUNDEEP ANAND JAGASIA

DATE	DRG.NO	SCALE	DRAWN BY	CHECKED BY
12-09-2025	MD-04	1:100	VIJAY	RAJASHREE

NORTH

NAME AND SIGNATURE OF LICENSED SURVEYOR:

N W E S

TEJAS BHAGWAN DAS PATEL

MR. TEJAS B. PATEL
LIC NO: P/84000/2001/L/S
1302, VIJAYASHREE C.H.S. LTD., ST. ANTHONY ROAD,
CHEMBUR, MUMBAI - 400 071
TEL. : +91-7666366000

WEST SIDE ELEVATION TOWER - A1 & A2.
SCALE 1:100

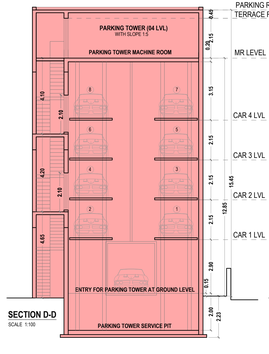

SECTION D-D
SCALE 1:100

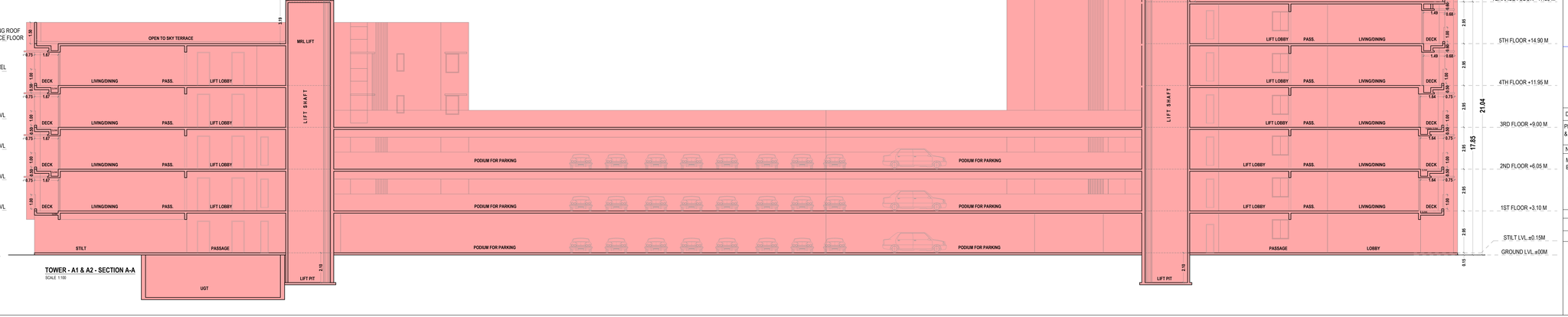

TOWER - A1 & A2 - SECTION A-A
SCALE 1:100

Housiey.com

PROFORMA B

SHEET- 5/5

CONTENTS OF SHEET.

SECTION-A-A TOWER - A1 & TOWER - A2. SECTION D-D,
WEST SIDE ELEVATION TOWER-A1 & TOWER-A2.

DATE AND STAMP OF RECEIPT OF PLANS.

DATE AND STAMP OF APPROVAL OF PLANS.

APPROVED SUBJECT TO CONDITIONS MENTIONED IN THIS OFFICE LETTER ISSUED P-17752/2023/S2A AND 55/M/W Ward/BORLA-M/W/I/OD/1/Amend

ANAN DRAO VASAN T PAWAR
S.E.(B.P.) M-II

NANASA HEB RAMSING KENJALE
A.E.(B.P.) M

NAMENDRA MADHUKA P ROTKAR
E.E.(B.P.) E.S.-I

DESCRIPTION OF PROPOSAL & PROPERTY

PROPOSED RESIDENTIAL BUILDINGS ON PLOT BEARING C.T.S NOS. 52/A,52/C & 55,OF VILLAGE - BORLA, ST. ANTHONY ROAD,CHEMBUR,MUMBAI – 400 071.

NAME & SIGN. OF OWNER

M/S. SHREE KRISHNA LIVING LLP. CA TO OWNER.
BORLA UTTAM CHSL

SUNDEEP ANAND JAGASIA

DATE	DRG.NO	SCALE	DRAWN BY	CHECKED BY
12-08-2025	MD-05	1:100	VIJAY	RAJASHREE

NORTH

N W E S

NAME AND SIGNATURE OF LICENSED SURVEYOR:

TEJAS BHAGWAN DAS PATEL
MR. TEJAS B. PATEL
LIC NO: P/40000073/LS
13/02, VIJAYASHREE C.H.S. LTD., ST. ANTHONY ROAD,
CHEMBUR, MUMBAI – 400 071
TEL.: +91-7666366000