TABLE - 1C RES....I (SALE TENAMENTS DETAIL)

FLOOR	C. A. Proposed Flat No. 1	C. A. Proposed Flat No. 2	C. A. Proposed Flat No. 3	C. A. Proposed Flat No. 4	Total C. A. Proposed (1+2+3+4)	B.U.A. Proposed Flat No. 1	B.U.A. Proposed Flat No.2	B.U.A. Proposed Flat No. 3	B.U.A. Proposed Flat No. 4	Total C. A. Proposed (6+7+8+9)	Common Area distributed for Flat No.1	Common Area distributed for Flat No.2	Common Area distributed for Flat No.3	Common Area distributed for Flat No.4	TOTAL Common Area distributed	Total BUA
	1	2	3	4	5	6	7	8	9	10	11	12	13	14	15	16
1ST FL.	59.88	59.88	59.96	59.96	**239.68**	68.84	68.82	69.18	69.92	**276.76**	0.53	0.53	0.53	0.54	**2.13**	278.89
2nd FL.	59.88	59.88	59.96	59.96	**239.68**	68.84	68.82	69.18	69.92	**276.76**	0.53	0.53	0.53	0.54	**2.13**	278.89
3rd FL.	59.88	59.88	59.96	59.96	**239.68**	68.84	68.82	69.18	69.92	**276.76**	0.53	0.53	0.53	0.54	**2.13**	278.89
4th FL.	59.88	59.88	59.96	59.96	**239.68**	68.84	68.82	69.18	69.92	**276.76**	0.53	0.53	0.53	0.54	**2.13**	278.89
5th FL.	59.88	59.88	59.96	59.96	**239.68**	68.84	68.82	69.18	69.92	**276.76**	0.53	0.53	0.53	0.54	**2.13**	278.89
6th FL.	59.88	59.88	59.96	59.96	**239.68**	68.84	68.82	69.18	69.92	**276.76**	0.53	0.53	0.53	0.54	**2.13**	278.89
7th REFUGE FL.	59.88	-	59.96	59.96	**179.8**	69.50	-	69.18	69.92	**208.60**	0.70	-	0.70	0.70	**2.10**	210.70
8th FL.	59.88	59.88	-	-	**119.76**	68.85	68.86	-	-	**137.71**	1.04	1.04			**2.07**	139.78
9th FL.	59.88	59.88	59.96	59.96	**239.68**	68.84	68.82	69.18	69.92	**276.76**	0.53	0.53	0.53	0.54	**2.13**	278.89
10th FL.	59.88	59.88	59.96	59.96	**239.68**	68.84	68.82	69.18	69.92	**276.76**	0.53	0.53	0.53	0.54	**2.13**	278.89
11th FL.	59.88	59.88	59.96	59.96	**239.68**	68.84	68.82	69.18	69.92	**276.76**	0.53	0.53	0.53	0.54	**2.13**	278.89
12th FL.	59.88	59.88	59.96	59.96	**239.68**	68.84	68.82	69.18	69.92	**276.76**	0.53	0.53	0.53	0.54	**2.13**	278.89
13th FL.	59.88	59.88	59.96	59.96	**239.68**	68.84	68.82	69.18	69.92	**276.76**	0.53	0.53	0.53	0.54	**2.13**	278.89
14th REFUGE FL.	59.88		59.96	59.96	**179.8**	69.50	-	69.18	69.93	**208.61**	0.70	-	0.70	0.70	**2.10**	210.71
15th FL.	59.88	59.88	59.96	59.96	**239.68**	68.84	68.82	69.18	69.92	**276.76**	0.53	0.53	0.53	0.54	**2.13**	278.89
16th FL.	59.88	59.88	59.96	59.96	**239.68**	68.84	68.82	69.18	69.92	**276.76**	0.53	0.53	0.53	0.54	**2.13**	278.89
17th FL.	59.88	59.88	59.96	59.96	**239.68**	68.84	68.82	69.18	69.92	**276.76**	0.53	0.53	0.53	0.54	**2.13**	278.89
18th FL.	59.88	59.88	59.96	59.96	**239.68**	68.84	68.82	69.18	69.92	**276.76**	0.53	0.53	0.53	0.54	**2.13**	278.89
19th FL.	59.88	59.88	59.96	59.96	**239.68**	68.84	68.82	69.18	69.92	**276.76**	0.53	0.53	0.53	0.54	**2.13**	278.89
20th FL.	59.88	59.88	59.96	59.96	**239.68**	68.84	68.82	69.18	69.92	**276.76**	0.53	0.53	0.53	0.54	**2.13**	278.89
21ST REFUGE FL.	59.88	-	59.96	59.96	**179.8**	69.50	-	69.18	69.93	**208.61**	0.70	-	0.70	0.70	**2.10**	210.71
22nd FL.	59.88	59.88	59.96	59.96	**239.68**	68.84	68.82	69.18	69.92	**276.76**	0.53	0.53	0.53	0.54	**2.13**	278.89
23rd FL.	59.88	59.88	59.96	59.96	**239.68**	68.84	68.82	69.18	69.92	**276.76**	0.53	0.53	0.53	0.54	**2.13**	278.89
24th FL.	59.88	59.88	59.96	59.96	**239.68**	68.84	68.82	69.18	69.92	**276.76**	0.53	0.53	0.53	0.54	**2.13**	278.89
25th FL.	59.88	59.88	59.96	59.96	**239.68**	68.84	68.82	69.18	69.92	**276.76**	0.53	0.53	0.53	0.54	**2.13**	278.89
26th FL.	59.88	59.88	59.96	59.96	**239.68**	68.84	68.82	69.18	69.92	**276.76**	0.53	0.53	0.53	0.54	**2.13**	278.89
27th FL.	59.88	59.88	59.96	59.96	**239.68**	68.84	68.82	69.18	69.92	**276.76**	0.53	0.53	0.53	0.54	**2.13**	278.89
28th REFUGE FL.	59.88	-	59.96	59.96	**179.8**	69.50	-	69.18	69.93	**208.61**	0.70	-	0.70	0.70	**2.10**	210.71
29th FL.	59.88	59.88	59.96	59.96	**239.68**	68.84	68.82	69.18	69.92	**276.76**	0.53	0.53	0.53	0.54	**2.13**	278.89
30th FL.	59.88	59.88	59.96	59.96	**239.68**	68.84	68.82	69.18	69.92	**276.76**	0.53	0.53	0.53	0.54	**2.13**	278.89
31st FL.	59.88	59.88	59.96	59.96	**239.68**	68.84	68.82	69.18	69.92	**276.76**	0.53	0.53	0.53	0.54	**2.13**	278.89
32nd FL.	59.88	59.88	59.96	59.96	**239.68**	68.84	68.82	69.18	69.92	**276.76**	0.53	0.53	0.53	0.54	**2.13**	278.89
33rd FL.	59.88	59.88	59.96	59.96	**239.68**	68.84	68.82	69.18	69.92	**276.76**	0.53	0.53	0.53	0.54	**2.13**	278.89
TOTAL	**1976.04**	**1736.52**	**1918.72**	**1918.72**	**7550.00**	**2274.37**	**1995.82**	**2213.68**	**2237.47**	**8721.34**	**18.68**	**15.88**	**17.70**	**17.88**	**70.14**	**8791.48**

TABLE III (WING- A & B)

FLOOR (A)	FLOOR (B)	N/R CESS	R CESS	N/R NON CESS	R SALE	TOTAL
GROUND	GROUND FLOOR	1125.03				1125.03
1ST FLOOR	**1ST FLOOR**	-	208.05	124.96	278.89	611.89
2nd FLOOR	**2nd FLOOR**	-	333.23		278.89	612.12
3rd FLOOR	**3rd FLOOR**	-	333.23		278.89	612.12
4th FLOOR	**4th FLOOR**	-	333.23		278.89	612.12
5th FLOOR	**5th FLOOR**	-	333.23		278.89	612.12
6th FLOOR	**6th FLOOR**	-	333.23		278.89	612.12
7th REFUGE FLOOR	**7th FLOOR**	-	333.23		210.70	543.93
8th FLOOR	**8th REFUGE FLOOR**	-	216.99		139.78	356.77
9th FLOOR	**9th FLOOR**	-	333.23		278.89	612.12
10th FLOOR	**10th FLOOR**	-	333.23		278.89	612.12
11th FLOOR	**11th FLOOR**	-	333.23		278.89	612.12
12th FLOOR	**12th FLOOR**	-	333.23		278.89	612.12
13th FLOOR	**13th FLOOR**	-	333.23		278.89	612.12
14th REFUGE FLOOR	**14th FLOOR**	-	333.23		210.71	543.94
15th FLOOR	**15th REFUGE FLOOR**	-	216.99		278.89	495.88
16th FLOOR	**16th FLOOR**	-	333.23		278.89	612.12
17th FLOOR	**17th FLOOR**	-	333.23		278.89	612.12
18th FLOOR	**18th FLOOR**	-	333.23		278.89	612.12
19th FLOOR	**19th FLOOR**	-	333.23		278.89	612.12
20th FLOOR	**20th FLOOR**	-	333.23		278.89	612.12
21st REFUGE FLOOR	**21st FLOOR**	-	333.23		210.71	543.94
22nd FLOOR	**22nd REFUGE FLOOR**	-	216.99		278.89	495.88
23rd FLOOR	**23rd FLOOR**	-	333.23		278.89	612.12
24th FLOOR	**24th FLOOR**	-	333.23		278.89	612.12
25th FLOOR	**25th FLOOR**	-	333.23		278.89	612.12
26th FLOOR	**26th FLOOR**	-	333.23		278.89	612.12
27th FLOOR	**27th FLOOR**	-	333.23		278.89	612.12
28th REFUGE FLOOR	**28th FLOOR**	-	333.23		210.71	543.94
29th FLOOR	**29th REFUGE FLOOR**	-	216.99		278.89	495.88
30th FLOOR	**30th FLOOR**	-	333.23		278.89	612.12
31st FLOOR	**31st FLOOR**	-	333.23		278.89	612.12
32nd FLOOR	**32nd FLOOR**	-	333.23		278.89	612.12
33rd FLOOR	**33rd FLOOR**	-	333.23		278.89	612.12
-	**34th FLOOR**	-	333.23			333.23
-	**35th FLOOR**	-	333.23			333.23
-	**36th REFUGE FLOOR**	-	216.99			216.99
-	**37th FLOOR**	-	333.23			333.23
-	**38th FLOOR**	-	333.23			333.23
-	**39th FLOOR**	-	333.23			333.23
-	**40th FLOOR**	-	333.23			333.23
-	**41st FLOOR**	-	333.23			333.23
-	**42nd FLOOR**	-	344.23			344.23
-	**43rd REFUGE FLOOR**	-	287.07			287.07
-	**44th FLOOR**	-	344.23			344.23
-	**45th FLOOR**	-	357.46			357.46
TOTAL (X)		1125.03	14289.06	124.96	8791.48	24330.52

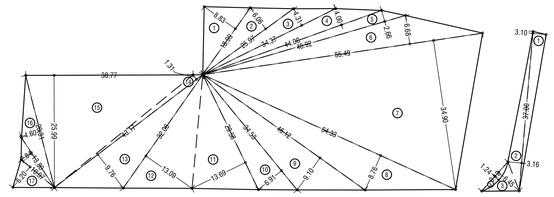

PLOT AREA CALCULATION
SCALE : 1:500

SET BACK AREA DIAGRAM
SCALE : 1:500

NOT IN POSSESSION AREA DIAGRAM
SCALE : 1:500

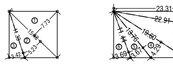

P.G. AREA DIAGRAM
SCALE : 1:500

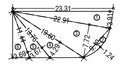

R.G.1 AREA DIAGRAM
SCALE - 1:500

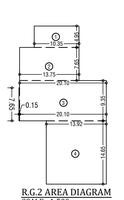

R.G.2 AREA DIAGRAM
SCALE - 1:500

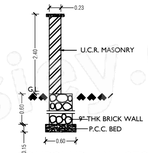

COMPOUND WALL SECTION

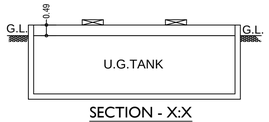

SECTION - X:X

R.G. STATEMENT
PLOT AREA = 3626.03 SQ.MT
R.G 10 % REQUIRED = 362.60 SQ.M
R.G PROVIDED = 779.38 SQ.M

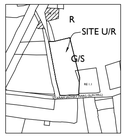

LOCATION PLAN
SCALE : 1:4000

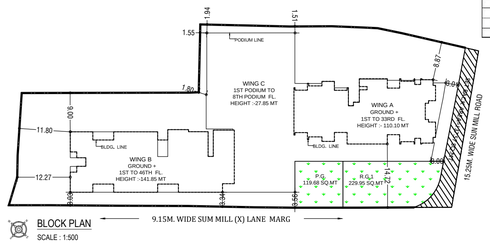

BLOCK PLAN
SCALE : 1:500

PLOT AREA CALCULATION

ADDITION									
1	18.99	X	8.83	X	0.50	X	:	= 83.81	SQ.MT
2	25.47	X	6.06	X	0.50	X	:	= 76.69	"
3	34.37	X	4.31	X	0.50	X	:	= 74.07	"
4	44.00	X	4.00	X	0.50	X	:	= 88.00	"
5	48.92	X	2.66	X	0.50	X	:	= 65.06	"
6	45.49	X	5.61	X	0.50	X	:	= 318.74	"
7	45.49	X	24.90	X	0.50	X	:	= 1142.70	"
8	44.33	X	6.78	X	0.50	X	:	= 201.77	"
9	46.12	X	9.10	X	0.50	X	:	= 209.83	"
10	34.52	X	6.91	X	0.50	X	:	= 119.20	"
11	29.58	X	18.84	X	0.50	X	:	= 262.46	"
12	32.06	X	13.60	X	0.50	X	:	= 269.03	"
13	43.17	X	9.76	X	0.50	X	:	= 210.67	"
14	43.17	X	1.31	X	0.50	X	:	= 28.20	"
15	38.77	X	25.99	X	0.50	X	:	= 503.02	"
16	26.81	X	4.60	X	0.50	X	:	= 61.66	"
17	13.60	X	2.01	X	0.50	X	:	= 19.46	"
18	10.67	X	8.20	X	0.50	X	:	= 31.22	"
TOTAL PLOT AREA (A)							:	= 3629.56	SQ.MT

NOT IN POSSESSION AREA CALCULATION

ADDITION (B)									
1	4.96	X	1.29	X	0.50	X	:	= 3.20	SQ.MT

SET BACK AREA CALCULATION

ADDITION									
1	37.80	X	3.10	X	0.50	X	:	= 57.33	SQ.MT
2	37.00	X	3.14	X	0.50	X	:	= 58.44	SQ.MT
3	9.89	X	6.53	X	0.50	X	:	= 28.52	SQ.MT
TOTAL AREA								= **145.11**	**SQ.MT**
DIDUCTION									
a	9.12	X	1.25	X	2/3	X	:	= 7.54	SQ.MT
TOTAL AREA								= **7.54**	**SQ.MT**
TOTAL SET BACK AREA (C)								= **137.57**	**SQ.MT**
TOTAL PLOT AREA (A-B-C)								= **3488.79**	**SQ.MT**

R.G-1 AREA CALCULATION

ADDITION									
1	23.31	X	3.91	X	0.50	X	1	= 45.57	SQ.MT
2	9.12	X	1.24	X	0.67	X	1	= 7.54	"
3	22.91	X	7.72	X	0.50	X	1	= 88.44	"
4	19.60	X	4.29	X	0.50	X	1	= 42.04	"
5	13.76	X	3.67	X	0.50	X	1	= 25.25	"
6	11.44	X	3.69	X	0.50	X	1	= 21.11	"
TOTAL R.G AREA								= **229.95**	**SQ.MT**

R.G-2 AREA CALCULATION

ADDITION									
1	10.35	X	4.95	X	1.00	X	1	= 51.23	SQ.MT
2	13.75	X	7.65	X	1.00	X	1	= 105.19	"
3	20.10	X	9.35	X	1.00	X	1	= 187.94	"
"	7.65	X	0.15	X	1.00	X	1	= 1.15	"
4	13.92	X	14.65	X	1.00	X	1	= 203.93	"
TOTAL R.G AREA								= **549.43**	**SQ.MT**
TOTAL R.G AREA								= **779.38**	**SQ.MT**

P.G. AREA CALCULATION

ADDITION									
1	15.48	X	7.73	X	0.50	X	1	= 59.83	SQ.MT
2	15.48	X	5.23	X	0.50	X	1	= 40.48	"
3	11.33	X	3.42	X	0.50	X	1	= 19.37	"
TOTAL PLOT AREA								= **119.68**	**SQ.MT**

BUILT UP AREA SUMMARY (WING - A) SALE

FLOOR	BUILT UP AREA	WITH OUT FUNGIBLE	FUNGIBLE	STAIRCASE AREA	AREA IN SQ.MT
BASEMENT	0.00	-	-	-	*
GROUND	0.00	0.00	0.00	-	*
1ST FLOOR	278.77	206.50	72.27	108.53	*
2nd FLOOR	278.77	206.50	72.27	108.53	*
3rd FLOOR	278.77	206.50	72.27	108.53	*
4th FLOOR	278.77	206.50	72.27	108.53	*
5th FLOOR	278.77	206.50	72.27	108.53	*
6th FLOOR	278.77	206.50	72.27	108.53	*
7th REFUGE FLOOR	208.61	156.01	54.60	108.40	*
8th FLOOR	139.66	103.45	36.21	108.58	*
9th FLOOR	278.77	206.50	72.27	108.53	*
10th FLOOR	278.77	206.50	72.27	108.53	*
11th FLOOR	278.77	206.50	72.27	108.53	*
12th FLOOR	278.77	206.50	72.27	108.53	*
13th FLOOR	278.77	206.50	72.27	108.53	*
14th REFUGE FLOOR	208.61	156.01	54.60	108.40	*
15th FLOOR	278.77	206.50	72.27	108.53	*
16th FLOOR	278.77	206.50	72.27	108.53	*
17th FLOOR	278.77	206.50	72.27	108.53	*
18th FLOOR	278.77	206.50	72.27	108.53	*
19th FLOOR	278.77	206.50	72.27	108.53	*
20th FLOOR	278.77	206.50	72.27	108.53	*
21st REFUGE FLOOR	208.61	156.01	54.60	108.40	*
22nd FLOOR	278.77	206.50	72.27	108.53	*
23rd FLOOR	278.77	206.50	72.27	108.53	*
24th FLOOR	278.77	206.50	72.27	108.53	*
25th FLOOR	278.77	206.50	72.27	108.53	*
26th FLOOR	278.77	206.50	72.27	108.53	*
27th FLOOR	278.77	206.50	72.27	108.53	*
28th REFUGE FLOOR	208.61	156.01	54.60	108.40	*
29th FLOOR	278.77	206.50	72.27	108.53	*
30th FLOOR	278.77	206.50	72.27	108.53	*
31st FLOOR	278.77	206.50	72.27	108.53	*
32nd FLOOR	278.77	206.50	72.27	108.53	*
33rd FLOOR	278.77	206.50	72.27	108.53	*
TOTAL	8791.47	6512.20	2279.27	3581.02	SQ.MT

FITNESS CENTER/GYM, PURPOSE AREA STATEMENT (WING – A)

GR. +1ST TO 33RD NET BUA =(A)	=	8791.47	SQ.MT.
REQUIRED 3% of (A)	=	375.83	SQ.MT.
PROVIDED AREA	=	138.04	SQ.MT.
EXCESS AREA (1)	=	0.00	SQ.MT.
PROPOSED BUILT UP AREA	=	8791.47	SQ.MT.

PARKING STATEMENT

CONSIDERING 25% VISITORS PARKING STATEMENT

PARKING AREA STATEMENT (SALE)

FLOOR	PARK REQUIRED	NO.OF FLATS	PERMI.PARK
BELOW 45.00 SQ.MT	1 FOR 4 FLATS	0	0
45.00 TO 60.00 SQ.MT	1 FOR 2 FLATS	126	63
60.00 TO 90.00 SQ.MT	1 FOR 1 FLATS	0	0
ABOVE 90.00 SQ.MT	2 FOR 1 FLATS	0	0
TOTAL		126	63
25% FOR VISITORS PARKING		16	
PARKING REQUIRED REM. (A)		=	79

PARKING AREA STATEMENT (REHAB)

FLOOR	PARK REQUIRED	NO.OF FLATS	PERMI.PARK
BELOW 45.00 SQ.MT	1 FOR 8 FLATS	39	5
45.00 TO 60.00 SQ.MT	1 FOR 4 FLATS	0	0
60.00 TO 90.00 SQ.MT	1 FOR 2 FLATS	0	0
ABOVE 90.00 SQ.MT	1 FOR 1 FLATS	0	0
TOTAL		39	5
25% FOR VISITORS PARKING		11	
PARKING REQUIRED REM. (B)		=	53
PARKING REQUIRED REM. (A+B)		=	132
50% Additional Parking without premium as per Reg. 33(11)(vi) (D)		+	66
Max. Permissible Parking		=	198

PARKING AREA STATEMENT (COMMERCIAL REHAB)

USER	PARKING PERMISSIBLE AS PER B.C. RULE	PARKING REQUIRED
BUILT UP AREA (ONE NR. 1.158.39 SQ.MT.	1 PARKING FOR EVERY 40.00 SQ.MT. UPTO 850.00 SQ.MT.	20
	3 PARKING FOR EVERY 80.00 SQ.MT. OF ISPACE FOR AREA EXCEEDING 850.00 SQ.MT.	8.39
TOTAL PARKING (AT 15.39)		28.39
15% PARKING FOR VISITORS		2.44
TOTAL PARKING REQUIRED (L) =		26.82

PARKING AREA STATEMENT (SCHOOL NON CESS NR)

USER	PARKING PERMISSIBLE AS PER B.C. RULE	PARKING REQUIRED
BUILT UP AREA (ONE NR. 1.15.91 SQ.MT.	FOR EVERY 35.00 SQ.MT. CARPET AREA OF THE ADMIN. OFFICE & PUBLIC SERVICE AREA	3.34
TOTAL PARKING REQUIRED (T)		3.34
TOTAL PARKING REQUIRED		162.19
TOTAL PARKING PROPOSED		205

CONSIDERING 5% VISITORS PARKING STATEMENT

PARKING AREA STATEMENT (SALE)

FLOOR	PARK REQUIRED	NO.OF FLATS	PERMI.PARK
BELOW 45.00 SQ.MT	1 FOR 4 FLATS	0	0
45.00 TO 60.00 SQ.MT	1 FOR 2 FLATS	126	63
60.00 TO 90.00 SQ.MT	1 FOR 1 FLATS	0	0
ABOVE 90.00 SQ.MT	2 FOR 1 FLATS	0	0
TOTAL		126	63
5% FOR VISITORS PARKING		3	
PARKING REQUIRED REM. (A)		=	66

PARKING AREA STATEMENT (REHAB)

FLOOR	PARK REQUIRED	NO.OF FLATS	PERMI.PARK
BELOW 45.00 SQ.MT	1 FOR 8 FLATS	39	5
45.00 TO 60.00 SQ.MT	1 FOR 4 FLATS	1	0
60.00 TO 90.00 SQ.MT	1 FOR 2 FLATS	0	0
ABOVE 90.00 SQ.MT	1 FOR 1 FLATS	0	0
TOTAL		340	43
5% FOR VISITORS PARKING		2	
PARKING REQUIRED REM. (B)		=	45
PARKING REQUIRED REM. C = (A+B)		=	111
50% ADDITIONAL PARKING without Premium as per Reg. 33(11) (vi) (D)		+	55
Max. Permissible Parking (C+D)			166

REQUIRED PARKING AREA STATEMENT

COMMERCIAL PARKING REQUIRED	26.82	
SCHOOL PARKING REQUIRED	3.34	
TOTAL PARKING REQUIRED	=	141.06
TOTAL PARKING PROPOSED		205

PROPOSED PARKING

FLOOR	BIG	SMALL	TOTAL
P1	9	10	**19**
P2	9	10	**19**
P3	9	10	**19**
P4	8	10	**18**
P5	31	0	**31**
P6	33	0	**33**
P7	33	0	**33**
P8	33	0	**33**
TOTAL	166	40	205

SANITATION REQUIREMENT OF CREDENT FLR. (SHOPS)

OCCUPANT LOAD = 33.3/100 SQ.M			BUILT- UP AREA		893.81	SQ.MT
SR. NO.	PERSON / FEMEMENS	298	GENTS	149	LADIES	149
			REQUIRED NO. OF TOILETS		PROVIDED NO. OF TOILETS	
			GENTS	LADIES	GENTS	LADIES
1	W.C.	MALE 1 FOR 25 PERSON FEMALE 1 FOR 15 PERSON	6	10	6	6
2	WASH BASIN (1 FOR EVERY 25)		6	6	6	6
3	URINALS (1 FOR EVERY 25)		6	-	6	-

TABLE - II

DETAIL OF FUNGIBLE BUA FOR REHAB / SALE & PREMIUM CALCULATION

SR.NO	DESCRIPTION	R - Cess	N/R Cess	R Non-Cess	N/R NoncessCess	MHADA	R - SALE	TOTAL
1	PERMISSIBLE BUA (SR.NO. - 14 OF PROFORMA - A)	11983.66	1016.73	0.00	122.08	0.00	6561.23	19683.70
2	PERMISSIBLE FUNGIBLE BUA (1 X 0.35)	4194.28	355.86	0.00	42.73	0.00	2296.43	6889.29
3	TOTAL PERMISSIBLE BUA (1 + 2)	16177.94	1372.59	0.00	164.80	0.00	8857.66	26572.99
4	TOTAL PROPOSED BUA INCLUDING FUNGIBLE F.S.I. (14+B3 OF PROFORMA - A) [CHECK- SHALL NOT BE MORE THAN 3	14289.06	1125.03	0.00	124.96	0.00	8791.48	24330.52
5	PERMISSIBLE FUNGIBLE BUA FOR REHAB, MHADA & MCGM. COMPONENT (TOTAL A +6 of COL.NO. 15 OF TABLE - I)	4194.28	355.86	0.00	42.73	0.00	0.00	4592.86
6	FUNGIBLE BUA UTILIZED FOR RAHAB , MHADA & MCGM. COMPONENT (COL. 19-14-20 OF TABLE NO. - 1) [CHECK- SHALL NOT BE MORE THAN 5 ABOVE & Shall be equal to 5 COL.NO.21 OF TABL	2305.40	103.07	0.00	2.88	0.00	0.00	2411.36
7	PERMISSIBLE FUNGIBLE BUA FOR SALE COMPONENT (2 - 5)	0.00	0.00	0.00	0.00	0.00	2296.43	2296.43
8	FUNGIBLE BUA UTILIZED FOR SALE COMPONENT (4 - 1 - 6) [CHECK- SHALL NOT BE MORE THAN 5 ABOVE]	0.00	5.22	0.00	0.00	0.00	2230.24	2235.47
9	READY ROCKNOR RATE OF YEAR 2018	0.00	0.00	0.00	0.00	0.00	0.00	0.00
10	% OF READY ROCKNOR RATE							
11	PREMIUM AMOUNT TO BE RECOVERED (0 X 9 X 10)							
	TOTAL PERMIUM AMOUNT TO BE PAID							
12	PAYMENT RECEIPT NO. & DATE							
	Deffcient Area	-1888.88	-252.78		-39.84	0.00		-2181.51

	BASIC FSI (a)	Fung. BUA (b)	Excess Fung. (c)	TOTAL BUA With Fung. (a+b+c)
PERM. BUA	19,683.70			
R-CESS	11,983.66	2,305.40	0.00	14,289.06
N/R CESS	1,016.73	103.07	5.22	1,125.03
R-NONCESS	-	-	0.00	-
N/R NON CES	122.08	2.88	0.00	124.96
MHADA	-	-	0.00	-
Prop. Sale # BUA	6,561.23	-	2230.24	8,791.48
TOTAL BUA	19,683.70	2,411.36	2235.47	24,330.52

	BASIC FSI (a)	FUNGIBLE AREA (b)	EXCESS FUNGIBLE AREA (c)	TOTAL BUA With Fung. (a+b+c)
RESI	18,544.89	2,305.40	2,230.24	23,080.53
COMMERCIAL	1,138.81	105.96	5.22	1,249.99
TOTAL	19,683.70	2,411.36	2,235.47	24,330.52

PROFORMA -A

1/13

	AREA STATEMENT		SQ.MT
1	AREA OF PLOT		3,626.03
2	DEDUCTION FOR		
a	a DP Road		-
b	b Set back		137.44
c	c ANY RESERVATION		-
d	d (d) ___% AMENITY SPACE AS PER 14(A)		-
e	e Not in possesion area		3.20
	TOTAL		140.64
3	BALANCE AREA OF PLOT (1 - 2)		3,485.39
	ADDITIONS FOR F.S.I.		
4	a DP Road		-
	b Setback		137.44
	c		-
	d		-
	Total		137.44
7	Plot Area for FSI purpose		3,622.83