STAMP OF APPROVAL (BP)

SHEET NO. 01/13

LAYOUT

Sanction
1st Sanctioned_BP/RAHATANI / 88/2022_dated 25/10/2022
2nd Sanctioned_BP/RAHATANI /100/2022_dated 07/12/2022
3rd Sanctioned_BP/RAHATANI /13/2023_dated 14/02/2023
4th Sanctioned_BP/RAHATANI /29/2023_dated 27/04/2023
5th Sanctioned_BP/RAHATANI /60/2023_dated 03/10/2023

Sanctioned No. B.P. / Rahatani/43/2024
Subject to conditions mentioned in the Office Order No. given dated 24/05/2024
Pimpri
Date 24/05/2024

O. C. Signed by City Engineer

City Engineer, Building Permission Dept. PCMC, Pimpri, Pune-18.

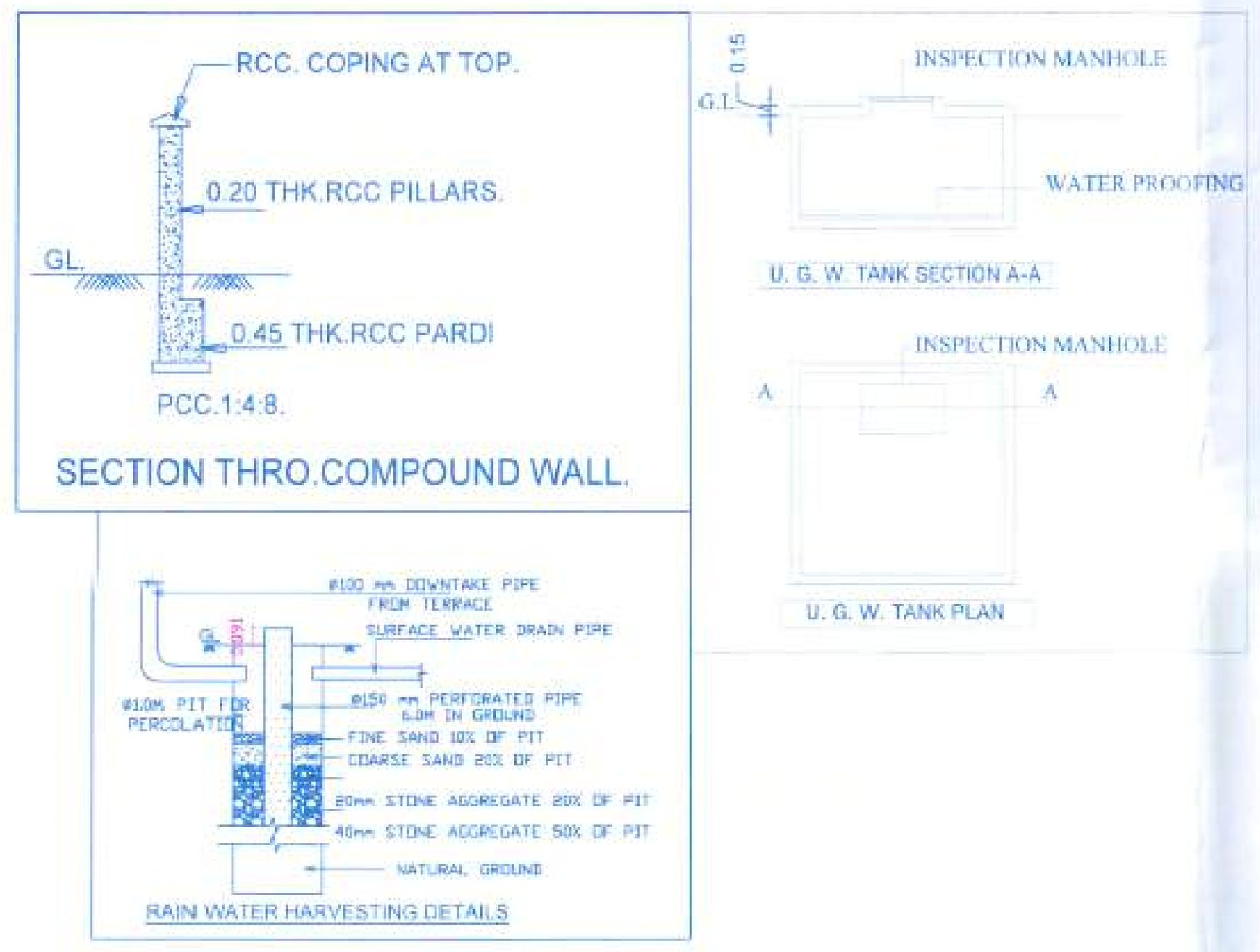

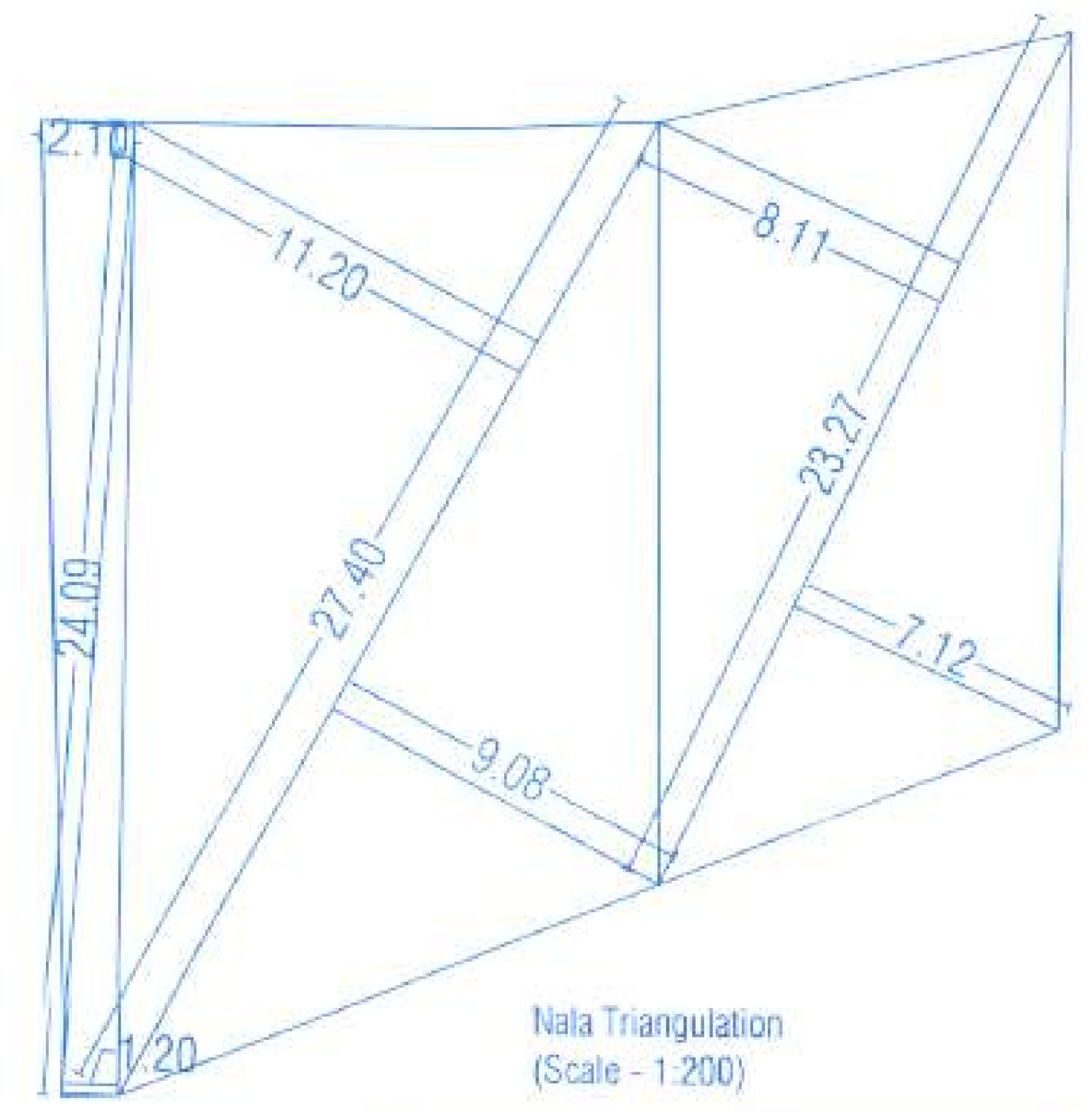

AREA CALCULATION BY TRIANGULATION METHOD OF NALA

1	24.09	X	2.10	X	0.50	=	25.29
2	24.09	X	1.20	X	0.50	=	14.45
3	27.40	X	11.20	X	0.50	=	153.44
4	27.40	X	9.08	X	0.50	=	124.40
5	23.27	X	8.11	X	0.50	=	94.36
6	23.27	X	7.12	X	0.50	=	82.84
	TOTAL						494.79

AREA CALCULATION BY TRIANGULATION METHOD OF OPEN SPACE

1							31.06
3	34.82	X	13.48	X	0.50	=	234.69
4	34.82	X	13.93	X	0.50	=	242.52
5	35.64	X	11.97	X	0.50	=	213.31
6	35.64	X	11.44	X	0.50	=	203.86
7	26.65	X	12.67	X	0.50	=	168.69
8	26.65	X	12.64	X	0.50	=	168.49
9	17.18	X	8.18	X	0.50	=	70.27
10	17.18	X	8.36	X	0.50	=	71.81
11	29.50	X	13.31	X	0.50	=	196.32
12	29.50	X	13.48	X	0.50	=	198.83
	TOTAL						1800.05

AREA CALCULATION BY TRIANGULATION METHOD OF PLOT

1	67.32	X	23.20	X	0.50	=	780.91
2	67.32	X	23.84	X	0.50	=	802.45
3	65.44	X	23.96	X	0.50	=	783.97
4	65.44	X	26.06	X	0.50	=	852.68
5	65.86	X	25.87	X	0.50	=	851.90
6	65.86	X	25.73	X	0.50	=	847.29
7	66.02	X	25.75	X	0.50	=	850.01
8	66.02	X	26.54	X	0.50	=	876.09
9	61.35	X	24.36	X	0.50	=	747.24
10	61.35	X	25.64	X	0.50	=	786.51
11	64.83	X	25.92	X	0.50	=	840.20
12	64.83	X	24.24	X	0.50	=	785.74
13	24.40	X	0.85	X	0.50	=	10.37
14	24.40	X	1.10	X	0.50	=	13.42
15	68.52	X	23.27	X	0.50	=	797.23
16	68.52	X	22.28	X	0.50	=	763.31
17	71.08	X	22.47	X	0.50	=	798.58
18	71.08	X	22.35	X	0.50	=	794.32
21	26.78	X	11.30	X	0.50	=	151.31
22	26.78	X	14.19	X	0.50	=	190.00
23	44.21	X	11.49	X	0.50	=	253.99
24	44.21	X	13.19	X	0.50	=	291.56
25	74.15	X	13.77	X	0.50	=	510.52
26	74.15	X	11.99	X	0.50	=	444.53
27	60.90	X	11.74	X	0.50	=	357.48
28	60.90	X	12.61	X	0.50	=	383.97
31	25.76	X	7.36	X	0.50	=	94.80
32	25.76	X	6.78	X	0.50	=	87.33
33	58.07	X	8.88	X	0.50	=	257.83
34	58.07	X	10.24	X	0.50	=	297.32
35	68.15	X	10.25	X	0.50	=	340.27
36	68.15	X	11.63	X	0.50	=	396.29
37	50.77	X	11.50	X	0.50	=	291.93
38	50.77	X	11.92	X	0.50	=	302.59
39	35.64	X	11.97	X	0.50	=	213.31
40	35.64	X	11.44	X	0.50	=	203.86
41	20.18	X	8.18	X	0.50	=	82.54
42	20.18	X	8.36	X	0.50	=	84.35
43	25.23	X	12.16	X	0.50	=	153.40
44	25.23	X	12.60	X	0.50	=	158.95
45	32.71	X	11.09	X	0.50	=	181.38
46	32.71	X	10.48	X	0.50	=	171.40
	TOTAL						18892.13

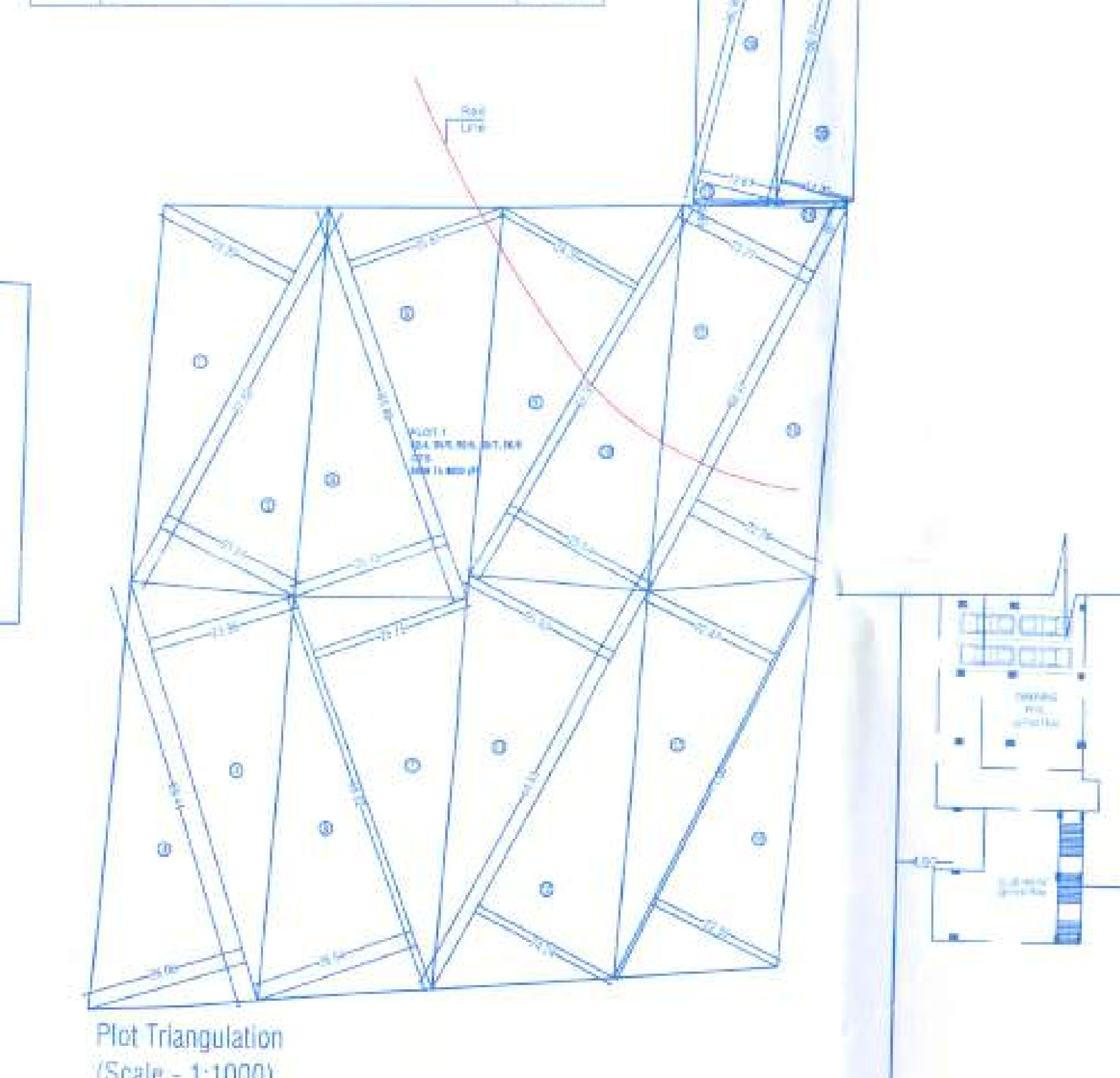

Location Map
(NTS)

BUILDING WISE PARKING FLOOR FSI STATEMENT

BUILDING NAME	PARKING FLOOR	ENTRANCE LOBBY	HANDICAP TOILET	TOTAL
A BUILDING	GROUND PARKING	14.220	0.000	14.22
B BUILDING	GROUND PARKING	10.913	0.000	10.91
C BUILDING	GROUND PARKING	15.974	0.000	15.97
D BUILDING	GROUND PARKING	10.913	2.760	13.67

STATEMENT 2 [Sr. No. 9(a)] Proposed Building

FSI STATEMENT OF (A BUILDING) As Per UDCPR 2020

FLOORS	FSI AREA COMMERCIAL	FSI AREA RESIDENTIAL	MHADA AREA	LIFT PAID	TENEMENTS	TOTAL FSI AREA
GROUND PARKING FLOOR	0.00	14.220	0.00	0.00	0	14.220
PODIUM PARKING FLOOR	0.00	0.000	0.00	0.00	0	0.000
FIRST FLOOR	0.00	0.000	988.452	23.00	08	0.000
SECOND FLOOR	0.00	0.000	988.452	0.00	08	0.000
THIRD FLOOR	0.00	922.62	0.00	0.00	08	922.620
FOURTH FLOOR	0.00	922.62	0.00	0.00	08	922.620
FIFTH FLOOR	0.00	922.62	0.00	0.00	08	922.620
SIXTH FLOOR	0.00	922.62	0.00	0.00	08	922.620
SEVENTH FLOOR	0.00	889.40	0.00	0.00	08	889.404
EIGHTH FLOOR	0.00	922.62	0.00	0.00	08	922.620
NINTH FLOOR	0.00	922.62	0.00	0.00	08	922.620
TENTH FLOOR	0.00	922.62	0.00	0.00	08	922.620
ELEVENTH FLOOR	0.00	922.62	0.00	0.00	08	922.620
TWELFTH FLOOR	0.00	889.40	0.00	0.00	08	889.404
THIRTEENTH FLOOR	0.00	922.62	0.00	0.00	08	922.620
FOURTEENTH FLOOR	0.00	922.62	0.00	0.00	08	922.620
FIFTEENTH FLOOR	0.00	922.62	0.00	0.00	08	922.620
SIXTEENTH FLOOR	0.00	922.62	0.00	0.00	08	922.620
SEVENTEENTH FLOOR	0.00	889.40	0.00	0.00	08	889.404
EIGHTEENTH FLOOR	0.00	922.62	0.00	0.00	08	922.620
NINETEENTH FLOOR	0.00	922.62	0.00	0.00	08	922.620
TWENTY FLOOR	0.00	922.62	0.00	0.00	08	922.620
TWENTY ONE FLOOR	0.00	922.62	0.00	0.00	08	922.620
TWENTY TWO FLOOR	0.00	622.34	267.048	0.00	08	622.336
TOTAL	0.000	18066.688	2243.952	23.000	176.000	18066.688

FSI STATEMENT OF (B BUILDING) As Per UDCPR 2020

FLOORS	FSI AREA COMMERCIAL	FSI AREA RESIDENTIAL	MHADA AREA	LIFT PAID	TENEMENTS	TOTAL FSI AREA
GROUND PARKING FLOOR	0.00	10.910	0.00	0.00	0	10.910
PODIUM PARKING FLOOR	0.00	0.000	0.00	0.00	0	0.000
FIRST FLOOR	0.00	68.75	506.889	16.80	04	68.754
SECOND FLOOR	0.00	573.82	0.00	0.00	04	573.818
THIRD FLOOR	0.00	573.82	0.00	0.00	04	573.818
FOURTH FLOOR	0.00	573.82	0.00	0.00	04	573.818
FIFTH FLOOR	0.00	573.82	0.00	0.00	04	573.818
SIXTH FLOOR	0.00	573.82	0.00	0.00	04	573.818
SEVENTH FLOOR	0.00	562.79	0.00	0.00	04	562.785
EIGHTH FLOOR	0.00	573.82	0.00	0.00	04	573.818
NINTH FLOOR	0.00	573.82	0.00	0.00	04	573.818
TENTH FLOOR	0.00	573.82	0.00	0.00	04	573.818
ELEVENTH FLOOR	0.00	573.82	0.00	0.00	04	573.818
TWELFTH FLOOR	0.00	562.79	0.00	0.00	04	562.785
THIRTEENTH FLOOR	0.00	573.82	0.00	0.00	04	573.818
FOURTEENTH FLOOR	0.00	573.82	0.00	0.00	04	573.818
FIFTEENTH FLOOR	0.00	573.82	0.00	0.00	04	573.818
SIXTEENTH FLOOR	0.00	573.82	0.00	0.00	04	573.818
SEVENTEENTH FLOOR	0.00	562.79	0.00	0.00	04	562.785
EIGHTEENTH FLOOR	0.00	573.82	0.00	0.00	04	573.818
NINETEENTH FLOOR	0.00	573.82	0.00	0.00	04	573.818
TWENTY FLOOR	0.00	573.82	0.00	0.00	04	573.818
TWENTY ONE FLOOR	0.00	573.52	0.00	0.00	04	573.818
TWENTY TWO FLOOR	0.00	562.79	0.00	0.00	04	562.785
TOTAL	0.000	12085.710	506.889	16.800	88.000	12085.710

FSI STATEMENT OF (C BUILDING) As Per UDCPR 2020

FLOORS	FSI AREA COMMERCIAL	FSI AREA RESIDENTIAL	MHADA AREA	LIFT PAID	TENEMENTS	TOTAL FSI AREA
GROUND PARKING FLOOR	0.00	15.974	0.00	0.00	0	15.974
PODIUM PARKING FLOOR	0.00	0.000	0.00	0.00	0	0.000
FIRST FLOOR	0.00	0.00	940.713	15.70	09	0.000
SECOND FLOOR	0.00	0.00	940.713	0.00	09	0.000
THIRD FLOOR	0.00	881.18	0.00	0.00	05	881.180
FOURTH FLOOR	0.00	881.18	0.00	0.00	05	881.180
FIFTH FLOOR	0.00	881.18	0.00	0.00	05	881.180
SIXTH FLOOR	0.00	881.18	0.00	0.00	05	881.180
SEVENTH FLOOR	0.00	872.40	0.00	0.00	05	872.403
EIGHTH FLOOR	0.00	881.18	0.00	0.00	05	881.180
NINTH FLOOR	0.00	881.18	0.00	0.00	05	881.180
TENTH FLOOR	0.00	881.18	0.00	0.00	05	881.180
ELEVENTH FLOOR	0.00	881.18	0.00	0.00	05	881.180
TWELFTH FLOOR	0.00	872.40	0.00	0.00	05	872.403
THIRTEENTH FLOOR	0.00	881.18	0.00	0.00	05	881.180
FOURTEENTH FLOOR	0.00	881.18	0.00	0.00	05	881.180
FIFTEENTH FLOOR	0.00	881.18	0.00	0.00	05	881.180
SIXTEENTH FLOOR	0.00	881.18	0.00	0.00	05	881.180
SEVENTEENTH FLOOR	0.00	872.40	0.00	0.00	05	872.403
EIGHTEENTH FLOOR	0.00	881.18	0.00	0.00	05	881.180
TOTAL	0.000	14088.523	1881.426	15.700	98.000	14088.523

FSI STATEMENT OF (D BUILDING) As Per UDCPR 2020

FLOORS	FSI AREA COMMERCIAL	FSI AREA RESIDENTIAL	MHADA AREA	LIFT PAID	TENEMENTS	TOTAL FSI AREA
GROUND PARKING FLOOR	0.00	13.670	0.00	0.00	0	13.670
PODIUM PARKING FLOOR	0.00	0.000	0.00	0.00	0	0.000
FIRST FLOOR	0.00	71.52	527.667	16.80	04	71.520
SECOND FLOOR	0.00	592.736	0.00	0.00	04	592.736
THIRD FLOOR	0.00	592.736	0.00	0.00	04	592.736
FOURTH FLOOR	0.00	592.736	0.00	0.00	04	592.736
FIFTH FLOOR	0.00	592.736	0.00	0.00	04	592.736
SIXTH FLOOR	0.00	592.736	0.00	0.00	04	592.736
SEVENTH FLOOR	0.00	581.703	0.00	0.00	04	581.703
EIGHTH FLOOR	0.00	592.736	0.00	0.00	04	592.736
NINTH FLOOR	0.00	592.736	0.00	0.00	04	592.736
TENTH FLOOR	0.00	592.736	0.00	0.00	04	592.736
ELEVENTH FLOOR	0.00	592.736	0.00	0.00	04	592.736
TWELFTH FLOOR	0.00	581.703	0.00	0.00	04	581.703
THIRTEENTH FLOOR	0.00	592.736	0.00	0.00	04	592.736
FOURTEENTH FLOOR	0.00	592.736	0.00	0.00	04	592.736
FIFTEENTH FLOOR	0.00	592.736	0.00	0.00	04	592.736
SIXTEENTH FLOOR	0.00	592.736	0.00	0.00	04	592.736
SEVENTEENTH FLOOR	0.00	581.703	0.00	0.00	04	581.703
EIGHTEENTH FLOOR	0.00	592.736	0.00	0.00	04	592.736
NINETEENTH FLOOR	0.00	592.736	0.00	0.00	04	592.736
TWENTY FLOOR	0.00	592.736	0.00	0.00	04	592.736
TWENTY ONE FLOOR	0.00	592.736	0.00	0.00	04	592.736
TWENTY TWO FLOOR	0.00	581.703	0.00	0.00	04	581.703
TOTAL	0.000	12488.514	527.667	16.800	88.000	12488.514

FSI STATEMENT OF BUILDING As Per UDCPR 2020

FLOORS	FSI AREA COMMERCIAL	FSI AREA RESIDENTIAL	MHADA AREA	LIFT PAID	TENEMENTS	TOTAL FSI AREA
A BUILDING	0.00	18066.688	2243.952	23.00	176	18066.69
B BUILDING	0.00	12085.710	506.889	16.80	88	12085.71
C BUILDING	0.00	14088.523	1881.426	15.70	98	14088.52
D BUILDING	0.00	12488.514	527.667	16.80	88	12488.51
CLUB HOUSE	0.00	103.882	0.00	0.00	0.00	103.88
TOTAL	0.00	56833.32	5159.93	72.30	450.00	56833.32

Area Statement

		SQ.M.
1	Area Of The Plot (Minimum area of a,b,c to be considered)	18492.00
	(a) As per Ownership Document	18492.00
	(b) As per Measurement Sheet	18892.12
	(c) As per Site	18852.96
2	Deduction For	
	(a) Proposed D.P./Road Widening/Area Service Road/Highway Widening	0.00
	(b) Any D.P.Reservation Area(NALA)	494.79
	Total (a+b)	494.79
3	Balance Area Of Plot (1-2)	17997.21
4	Amenity Space (if applicable)	N.A.
	(a) Required	0.00
	(b) Adjustment of 2(b),if any	0.00
	(c) Balance Propsed	0.00
5	Net Plot Area (3-4c)	17997.21
6	Recreation Open Space (if applicable)	
	(a) Required Area	1799.72
	(b) Proposed Area	1800.05
7	Internal Road Area	0.00
8	Plotable Area (if applicable)	0.00
9	Built Up Area With reference to Basic F.S.I. as per front road width [Basic FSI of (5)](1.10)	19796.93
10	Additional of FSI on payment of premium [0.50 of (5)]	8998.61
	(a) Maximum permissible premium FSI -based on road width /TOD Zone	6844.31
	(b) Proposed FSI on payment of premium	0.00
11	In -site FSI /TDR loading	
	(a)In -situ area against D.P. [Road Widening Area] if any	0.00
	(b) Any D.P.Reservation Area(blue line)	0.00
12	TDR Area	11698.19
	(a) Total In-Situ TDR Loading Proposed (Regular = 6556.05 + Slum = 2341.55)	8897.60
13	Total entitlement of FSI in the Proposal	
	(a) [9+10+11(a)+12 (a)]	35538.84
	(b) Existing Built up Area	0.00
	(c)Balance Built up Area	0.00
	(d) Ancillary FSI 60% with payment of charges	21323.30
	(e) Total entitlement (a+b)	56862.15
14	Maximum utilization limit of F.S.I. (building potential) Permissible as per road width [(as per regulation No. 6.1 or 6.4 as applicable) x 1.6 or 1.8]	3.60
15	Total Built up Area in Proposal	
	(a) Existing Built up Area (old sanctioned built up area)	
	(i)Completed	0.00
	(ii) Residential	0.00
	(iii) Commercial	0.00
	(b) Proposed Built Up Area (as per 'P line')	0.00
	(i) Proposed Residential Built Up Area (as per 'P line')	56833.32
	(ii) Proposed Commercial Built Up Area (as per 'P line')	0.00
	(c) Total entitlement (a+b)	56833.32
16	F.S.I. Consumed Without MHADA(15/5)(Should not be more than Sr. No. 14 above)	
17	Area of Inclusive Housing , if any (MHADA)	
	(a)Required Area [20% of Net Plot Area](3959.39+1200.00)	5159.39
	(a)Proposed Area	5159.93

CERTIFICATE OF AREA

CERTIFIED THAT THE PLOT UNDER REFERENCE WAS SURVEYED BY ME ON ... AND THE DIMENSION OF SIDES, ETC. OF PLOT STATED ON PLAN ARE AS MEASURED ON SITE AND THE AREA SO WORKED OUT TALLIES WITH THE AREA STATED IN DOCUMENT OF OWNERSHIP / T.P. SCHEME RECORD / LAND RECORD DEPT. / CITY SURVEYED RECORDS.

SIGN OF ARCHITECT

OWNER'S DECLARATION - I/WE UNDERSIGNED HEREBY CONFIRM THAT I/WE WOULD ABIDE BY PLANS APPROVED BY AUTHORITY/COLLECTOR. I/WE WOULD EXECUTE THE STRUCTURE AS PER APPROVED PLANS. ALSO I/WE WOULD EXECUTE THE WORK UNDER SUPERVISION OF PROPER TECHNICAL PERSON SO AS TO ENSURE THE QUALITY AND SAFETY AT THE WORK SITE.

OWNER'S NAME	OWNER'S SIGN
Mr. Sharad Yashwant Kokane and Daneshwar Kokane others through Power of Attorney holder M/s Legacy Lifespaces LLP through Partner Mr. Roshan Kishanchand Ramnani	

PROJECT NAME : Legacy Kairos

SURVEY NO : 50/4, 50/5, 50/6, 50/7, 50/8, 128/1/2C,128/3,128/4A(P),128/4B(P),128/5 (P)

PLOT NO : HISSA NO :

CTS NO : 3998 To 4003 (P),4007 To 4010(P)

DESCRIPTION : RAHATANI

ARCHITECT	ARCHITECT'S SIGN
Mehul Vasant Shah CA/2004/34594	

NORTH	DRAWN BY: VDT	CHECKED BY: MVS
	SCALE : 1:100	SHEET NO.: 01
	DATE : 14.05.2024	PAGE NO.:
	INWARD NO. :	

msa — 305-B, Kalpataru building, opp. Ayodhya veg, near Nachiket apartment, DP road, Karve Nagar, Pune-411052. email: info@architectmsa.com www.architectmsa.com

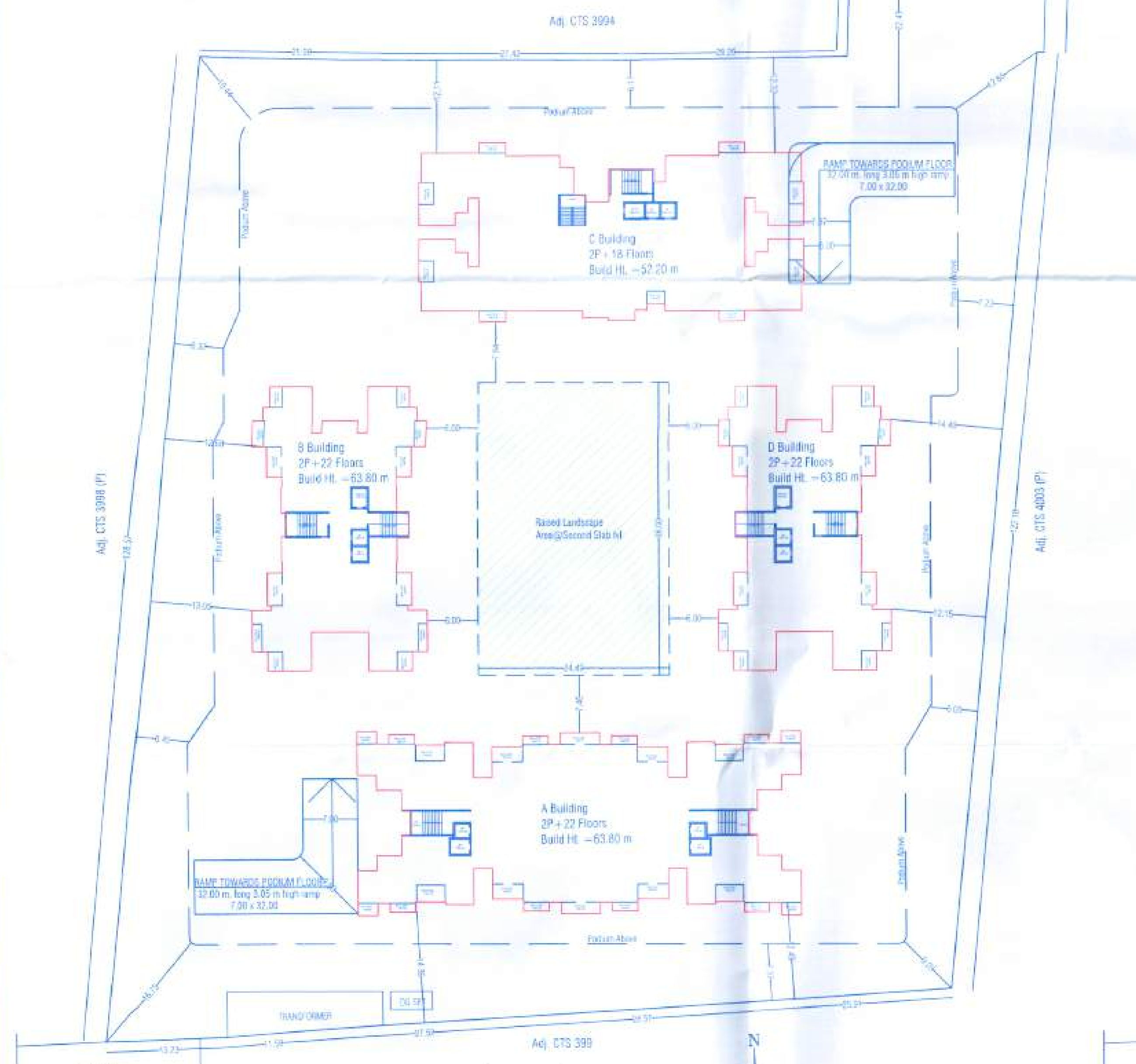

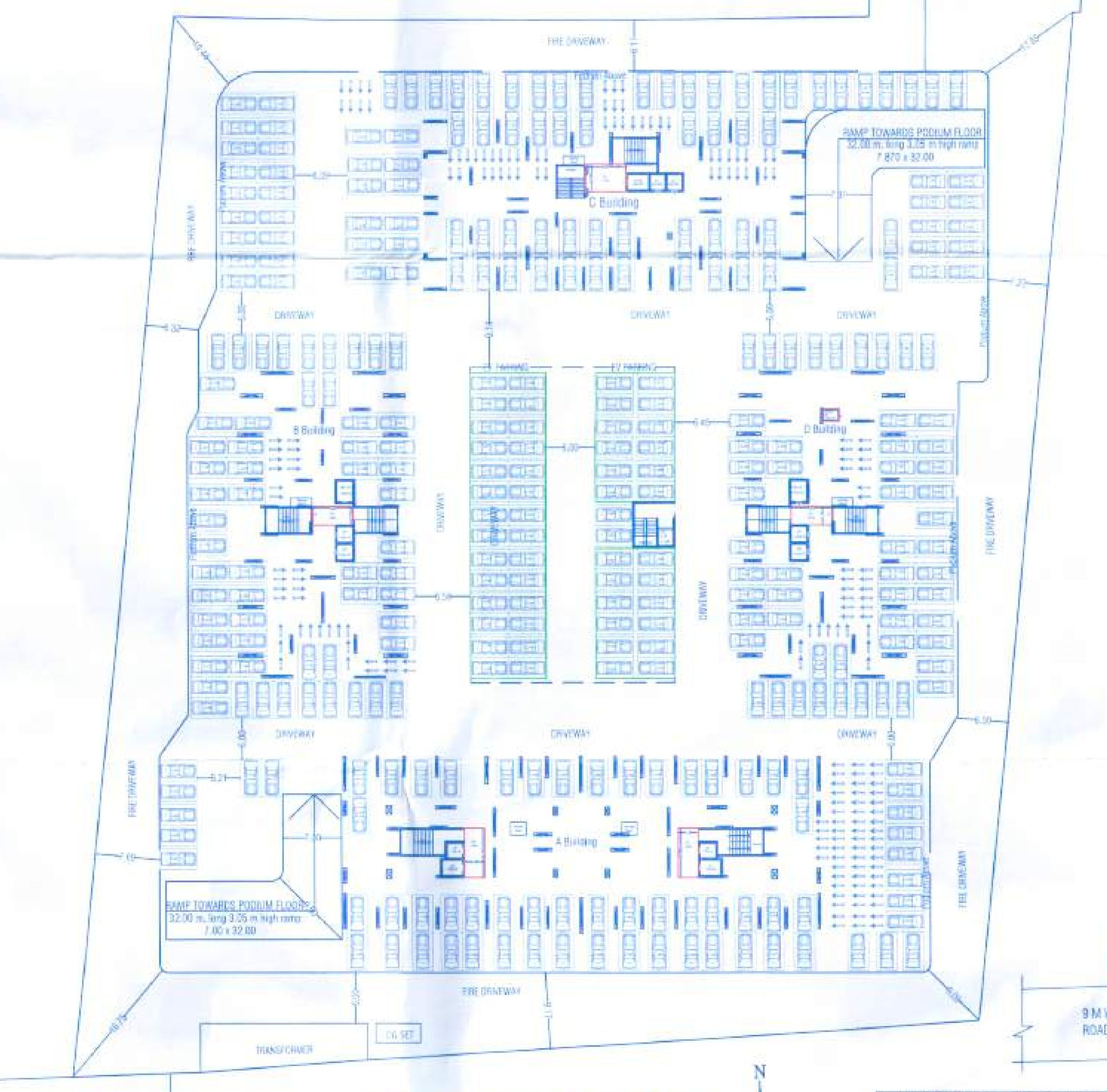

WATER STORAGE CAPACITY A BUILDING

FOR RESIDENTIAL AMOUNT OF WATER REQUIRED PER PERSON	= 135 lts
WATER REQUIRED PER FLAT (5 person per flat)	
NO. OF TENEMENTS	= 176 NOS.
WATER REQUIRED FOR FLAT	= 118800lts
WATER REQUIRED FOR FIRE FIGHTING (OHWT)	= 25000 lts
TOTAL WATER REQUIRED	= 143800 lts
PROVIDED CAPACITY OF OVERHEAD TANK	= 145000 lts
U.G.WATER TANK REQUIRED 118800 X 1.50	= 178200 lts
WATER REQUIRED FOR FIRE FIGHTING (UGWT)	= 75000 lts
TOTAL WATER REQUIRED	= 253200 lts
PROVIDED CAPACITY OF U.G.WATER TANK	= 255000 lts

WATER STORAGE CAPACITY B & D BUILDING

FOR RESIDENTIAL AMOUNT OF WATER REQUIRED PER PERSON	= 135 lts
WATER REQUIRED PER FLAT (5 person per flat)	
NO. OF TENEMENTS	= 88 NOS.
WATER REQUIRED FOR FLAT	= 59400 lts
WATER REQUIRED FOR FIRE FIGHTING (OHWT)	= 25000 lts
TOTAL WATER REQUIRED	= 84400 lts
PROVIDED CAPACITY OF OVERHEAD TANK	= 85000 lts
U.G.WATER TANK REQUIRED 18900 X 1.50	= 89100 lts
WATER REQUIRED FOR FIRE FIGHTING (UGWT)	= 75000 lts
TOTAL WATER REQUIRED	= 164100 lts
PROVIDED CAPACITY OF U.G.WATER TANK	= 165000 lts

WATER STORAGE CAPACITY C BUILDING

FOR RESIDENTIAL AMOUNT OF WATER REQUIRED PER PERSON	= 135 lts
WATER REQUIRED PER FLAT (5 person per flat)	
NO. OF TENEMENTS	= 98 NOS.
WATER REQUIRED FOR FLAT	= 66150 lts
WATER REQUIRED FOR FIRE FIGHTING (OHWT)	= 25000 lts
TOTAL WATER REQUIRED	= 91150 lts
PROVIDED CAPACITY OF OVERHEAD TANK	= 92000 lts
U.G.WATER TANK REQUIRED 66150 X 1.50	= 99225 lts
WATER REQUIRED FOR FIRE FIGHTING (UGWT)	= 75000 lts
TOTAL WATER REQUIRED	=174225 lts
PROVIDED CAPACITY OF U.G.WATER TANK	=175000 lts

REFUGE AREA STATEMENT

BUILDING NAME	REQ.	PROP.
A Building	36.00	40.00
B Building	18.00	18.10
C Building	63.44	63.75
D Building	18.00	18.10

MHADA AREA STATEMENT	
MIN. REQ. AREA	5159.39
PROPOSED AREA	5159.93
MHADA TOTAL TENEMENT NO.	45

STATEMENT 1 [Sr. No. 8(a) (iii)]

EXISTING BUILDING TO BE RETAINED

Existing Building No.	Floor No.	Plinth Area	Total Floor Area of Existing Building	Use/Occupancy of Floors
(1)	(2)	(3)	(4)	(5)
N.A.	N.A.	N.A.	N.A.	N.A.

PARKING STATEMENT

Area of Statement	Prop. No of Tenements	Parking required For Every: By Rule			Total Req.	Required Parking Car	Required Parking Scooter	Provided Parking Car	Provided Parking Scooter
40-80	45	1	2		45/2 =23	23	45	23	45
			1	2					
80-150	405	1		1	405	405	405	607	405
Total						428	450	630	450
Visitors Parking 5%						22	23	32	23
Total Parking Required						450	473	662	473
Required Area Per car /Scooter						12.50	2	12.50	2
						5625.00	946.00	8275.00	946.00
Required Area						6571.00			
Proposed Area						9221.00			

TOTAL NOS OF PARKING

TYPE	CAR	SCOOTER
TOTAL REQUIRED NOS	445	468
TOTAL PROPOSED GROUND PARKING NOS	337	265
TOTAL PROPOSED PODIUM PARKING NOS	325	208
TOTAL PROPOSED PARKING NOS	662	473
TOTAL EV PARKING NOS (662x 20% = 133)	133	

TOTAL NOS OF MHADA PARKING

TYPE	CAR	SCOOTER
TOTAL REQUIRED NOS (45 Ten.)	26	45
TOTAL PROPOSED GROUND PARKING NOS	40	45

STATEMENT 3 [Sr. No. 9(g)]

AREA DETAILS OF A & C BUILDING

Building No.	FLOOR NO	TENEMENT No.	CARPET AREA PER TENEMENT	AREA OF OPEN BALCONY PER TENEMENT	AREA OF ENCLOSED BALCONY PER TENEMENT
(1)	(2)	(3)	(4)	(5)	(6)
A BLDG	MHADA FLOOR	101,201 & 104, 204 105,205 & 108,208	61.37	11.22	3.05
		102,202,2202 103,203,2203 106,206 107,207,2207	64.62	10.24	3.06
A BLDG	TYPICAL FLOOR	301 to 2101 304 to 2104 305 to 2105 308 to 2108	63.40	11.22	3.05
		302 to 2102 303 to 2103 306 to 2106 307 to 2107	63.11	10.24	3.06
A BLDG	REFUGE FLOOR	705 / 708 1205 /1208 1705/1708 2205/2208	62.83	11.22	3.05
B	MHADA FLOOR	101 & 102	62.97	13.69	4.12
		103 & 104	68.07	15.34	5.10
B BLDG	TYPICAL FLOOR	201 to 2101 202 to 2102	69.27	10.66	4.12
		203 to 2103 204 to 2104	102.31	11.34	5.10
B BLDG	REFUGE FLOOR	701/1201/1701/2201	78.98	10.66	4.12
D	MHADA FLOOR	101 & 102	62.97	13.69	4.12
		103 & 104	68.07	15.34	5.10
D BLDG	TYPICAL FLOOR	201 to 2101 202 to 2102	69.27	10.65	4.12
		203 to 2103 204 to 2104	102.31	11.34	5.10
D BLDG	REFUGE FLOOR	702/1202/1702/2202	78.98	10.65	4.12
C	MHADA FLOOR	101,201/103,203 /107,207/109,209	32.87	6.78	7.78
		102,202/108,208	53.62	8.82	7.82
		104,204/106,206	49.41	15.48	3.55
		105,205	14.92	12.56	8.06
C BLDG	TYPICAL FLOOR	301 to 1801 305 to 1805	123.98	17.48	3.73
		302 to 1802 304 to 1804	122.33	17.31	3.73
		303 to 1803	90.60	10.59	0.00

AREA CALCULATION OF ENTRANCE LOBBY GROUND FLOOR						
1	4.870	X	3.280	X	1.000	= 15.974
B/UP AREA OF ENTRANCE LOBBY						15.974

C Ent. Lobby — 3.28 × 4.87

AREA CALCULATION OF ENTRANCE LOBBY GROUND FLOOR						
1	2.400	X	5.925	X	1.000	= 14.220
B/UP AREA OF ENTRANCE LOBBY						14.220

A Ent. Lobby — 5.925 × 2.40

AREA CALCULATION OF HANDICAP WC @ GROUND FLOOR						
1	1.600	X	1.725	X	1.000	= 2.760
B/UP AREA OF ENTRANCE LOBBY						2.760

Handicap WC 1.35x1.475 — 1.60 × 1.725

AREA CALCULATION OF ENTRANCE LOBBY GROUND FLOOR						
1	4.850	X	2.250	X	1.000	= 10.913
B/UP AREA OF ENTRANCE LOBBY						10.913

B & D Ent. Lobby — 2.25 × 4.85