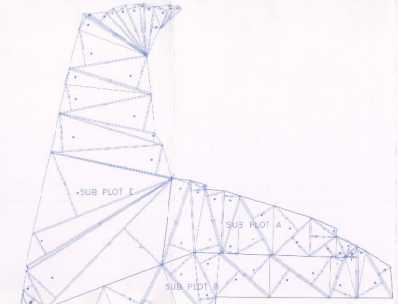

PLOT AREA LINE DIAGRAM
SCALE : - 1:500

SUBPLOT AREA STATEMENT			
SUBP_OT	DESCRIPTION	PLOT AREA SQ.MT	5% PHY.R.G PROPOSED SQ.MT
A	REHAB BLDG NO.2	1130.39	423.53
B	D.P ROAD SETBACK	1907.87	
C	REHAB BLDG NO.1	981.29	
D	OPEN PLOT	55.00	
E	SALE BLDG. NO.3	3140.94	
F	REHAB BLDG NO.1	41.55	
	TOTAL	7156.95	423.01

LOCATION PLAN
SCALE : - 1:4000

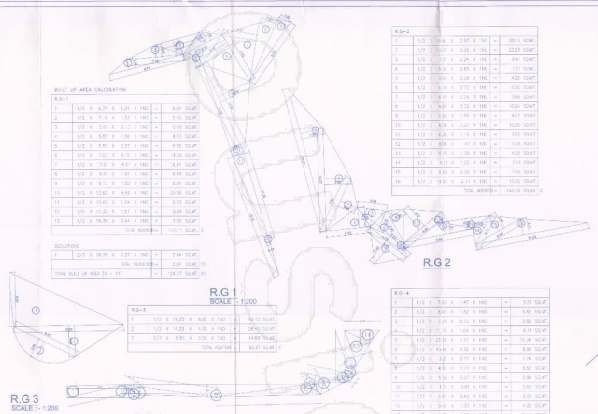

BUILT UP AREA CALCULATION

R.G-1						
1	1/2	6	0.77	1.21	1 NO	= 4.66 SQ.MT
2	1/2	6	7.13	1	1 NO	= 21.39 SQ.MT
3	1/2	4	5.51	1.21	1 NO	= 6.66 SQ.MT
4	1/2	3	5.83	1.38	1 NO	= 4.02 SQ.MT
5	1/2	3	5.83	1.23	1 NO	= 4.48 SQ.MT
6	1/2	4	7.02	1.47	1 NO	= 14.05 SQ.MT
7	1/2	4	7.03	1.41	1 NO	= 14.06 SQ.MT
8	1/2	4	8.46	1.07	1 NO	= 9.05 SQ.MT
9	1/2	4	9.13	1.52	1 NO	= 6.94 SQ.MT
10	1/2	3	12.83	1.61	1 NO	= 20.66 SQ.MT
11	1/2	3	12.83	1.34	1 NO	= 8.58 SQ.MT
12	1/2	3	11.25	1.31	1 NO	= 8.85 SQ.MT
13	1/2	4	16.54	1.44	1 NO	= 23.82 SQ.MT
					TOTAL AREA	= 153.11 SQ.MT

REDUCTIONS						
1	2/3	3	16.54	0.27	1 NO	= 2.94 SQ.MT
					TOTAL REDUCTION	= 2.94 SQ.MT
TOTAL BUILT UP AREA (B + R)						= 154.17 SQ.MT

R.G-2						
1	1/2	7	18.81	2.97	1 NO	= 28.13 SQ.MT
2	1/2	7	20.07	3.23	1 NO	= 22.23 SQ.MT
3	1/2	7	7.7	2.24	1 NO	= 8.61 SQ.MT
4	1/2	7	3.53	2.65	1 NO	= 7.71 SQ.MT
5	1/2	7	3.91	2.23	1 NO	= 4.20 SQ.MT
6	1/2	7	3.71	2.72	1 NO	= 5.05 SQ.MT
7	1/2	7	8.17	1.25	2 NO	= 28.59 SQ.MT
8	1/2	7	9.31	2.22	2 NO	= 10.24 SQ.MT
9	1/2	7	3.62	1.99	1 NO	= 4.17 SQ.MT
10	1/2	7	8.74	2.27	2 NO	= 10.00 SQ.MT
11	1/2	7	8.24	1.7	1 NO	= 7.00 SQ.MT
12	1/2	7	8.24	1.41	1 NO	= 7.08 SQ.MT
13	1/2	7	8.15	1.33	1 NO	= 4.25 SQ.MT
14	1/2	7	4.11	2.12	1 NO	= 2.18 SQ.MT
15	1/2	7	3.61	2.32	1 NO	= 2.99 SQ.MT
16	1/2	7	18.53	2.11	1 NO	= 13.52 SQ.MT
					TOTAL AREA	= 148.16 SQ.MT

R.G-3						
1	1/2	6	14.23	0.92	1 NO	= 6.13 SQ.MT
2	1/2	6	14.23	0.92	1 NO	= 6.13 SQ.MT
3	2/3	6	8.81	2.55	1 NO	= 14.98 SQ.MT
					TOTAL AREA	= 27.24 SQ.MT

R.G-4						
1	1/2	7	7.53	1.47	1 NO	= 5.71 SQ.MT
2	1/2	7	6.41	1.42	1 NO	= 4.52 SQ.MT
3	1/2	7	2.24	0.92	1 NO	= 0.86 SQ.MT
4	1/2	7	11.3	1.4	1 NO	= 8.91 SQ.MT
5	1/2	7	22.3	1.37	1 NO	= 15.3 SQ.MT
6	1/2	7	11.4	1.32	1 NO	= 9.0 SQ.MT
7	1/2	7	3.2	1.77	1 NO	= 3.9 SQ.MT
8	1/2	7	4.6	2.23	1 NO	= 5.32 SQ.MT
9	1/2	7	5.3	1.07	1 NO	= 2.8 SQ.MT
10	1/2	7	4.7	1.44	1 NO	= 3.42 SQ.MT
11	1/2	7	3.6	2.43	1 NO	= 3.12 SQ.MT
12	1/2	7	3.3	1.81	1 NO	= 4.2 SQ.MT
13	1/2	7	4.7	2.23	1 NO	= 5.45 SQ.MT
14	1/2	7	4.3	1.13	1 NO	= 2.73 SQ.MT
					TOTAL AREA	= 72.37 SQ.MT

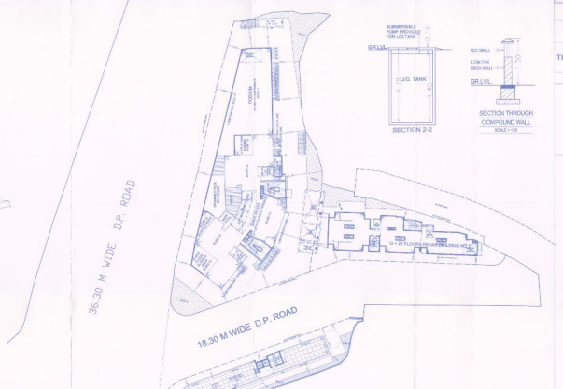

SHEET NO. 01/7

CONTENT OF THE BUILDING

PLOT AREA LINE DIAGRAM, BLOCK PLAN, TENEMENTS & BUILT UP AREA STATEMENT.

STAMP OF APPROVAL OF PLAN

Approved Subject to the condition Marked in red in the office permission Letter No. CHE/SA/ 1/ 1/ 1